ZANARDO

ZANARDO
KEEP ENERGY ALIVE

ZANARDO S.p.A.
via Trevisani nel Mondo, 8
31058 SUSEGANA TV - ITALY
Tel +39 0438 450412/3
Fax +39 0438 45 04 26
http: www.zanardo.com
mail: info@zanardo.com

ZANARDO Nederland B.V.
Buiteneinde 43
NL-3291 AG STRIJEN - THE NETHERLANDS
Tel +31 78 6747430 - Mob +31 651 369 045
Fax +31 78 67 44 169
http: www.zanardo.nl
mail: info@zanardo.nl

EN

CATALOG

ZANARDO

EN

ZANARDO
KEEP ENERGY ALIVE

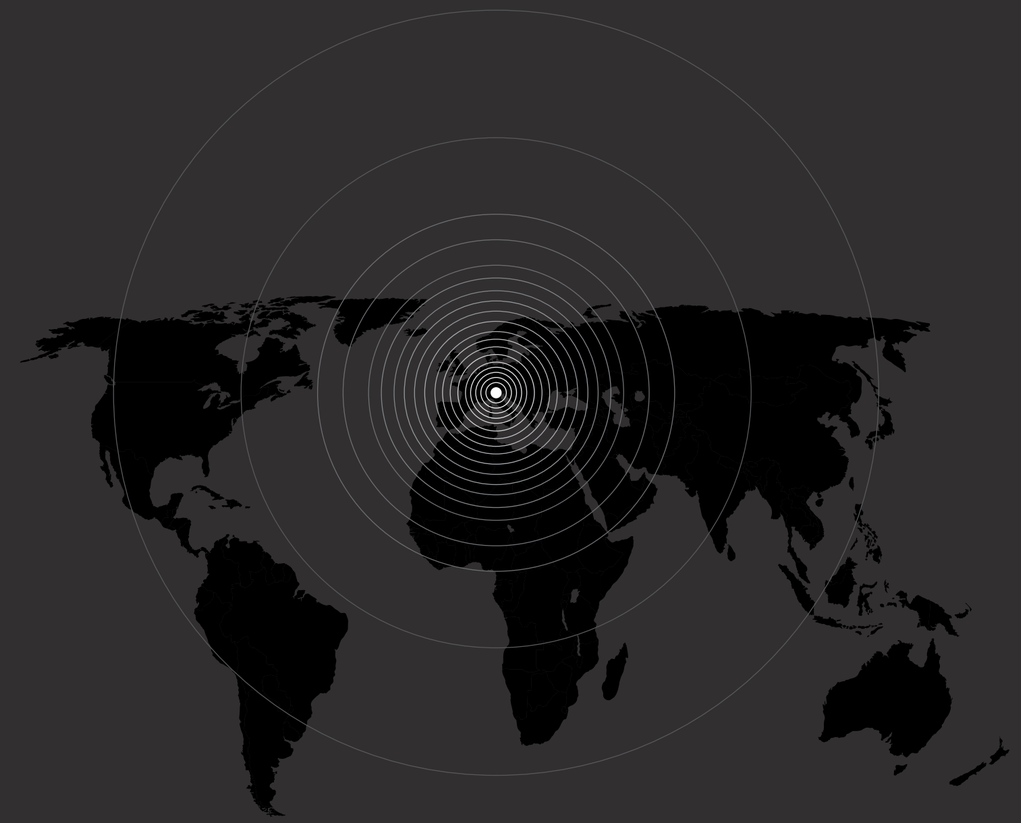

www.zanardo.com

MADE IN ITALY

ZANARDO

QUADRI

CATALOGUE v01

STAINLESS-STEEL

Full range of push-button panels, boxes, cabinets and control panels in AISI 304 stainless-steel (AISI 316 on request) to be applied in all the fields in which quality, hygiene and constant duration are peculiar.

PRODUCTS STANDARD QUALITY

Constant interaction with customers creates an innovative and highly automated production process, certified accordingly with current ISO 9001/2008 regulations. Thanks to their high quality, our standard products comply with EN 62208 and EN 61 439 regulations.

ICT
Our knowledge and research allow us to provide standard modern solution for computing technologies fields.

TELEPHONY AND NETWORKS
The evolution in telephony associated with the Internet encouraged the development of a standard production of cases, suitable for more efficient network technologies.



State-of-the-art technology
Sustainable consumption

ZANARDO

HEADQUARTERS
20.000 sqm surface dedicated to serial production main phases, which are characterized by automatic stamping plants, robotic bending and welding systems, painting, mounting and product logistics.

SALES OFFICE AND STAINLESS-STEEL DEPARTMENT
800 sqm reserved for executive and sales office for design and technical support to our customers and as a permanent showroom of our standard products. 4200 sqm are exclusively reserved for stainless-steel carpentries and ventilation systems production.

SEMI-FINISHED PRODUCTS DEPARTMENT
1500 sqm in which laser plants and profiling machines granted an automatic, programmable and versatile production cycle for our semi-finished products. Here you can also find a specialized department for maintenance of our equipment and plants.

For over 30 years we have been designing and producing metal protective cases for industrial automation and electric application in Italy.
This catalogue contains our ranges of products. We are specialists in customise and adapt our products in order to meet our customers' needs. Our products are available at the best specialists and distributors of electrical equipment in Italy, at our importers in Australia, Europe and the United States and also on www.zanardo.com webpage

ZANARDO

OUR BRANCH IN ROVIGO

It is operative since 2006 and specialized in automated production of D93 and ES standards. It includes welding, painting and mounting plants, and also integrates finished product logistics.

BOXES

D93 hanging boxes — page 08
D01 hanging boxes D400 — page 10
ES junction boxes — page 11
ES-PU solid junction boxes — page 12
ES-PU pre-drilled junction boxes — page 13

CABINETS

DRC modular cabinets — page 16
RC cable-management cabinets — page 27
KA economic modular cabinet system — page 28
EC modular cabinet system with fixed back-panel — page 38
VFR closed-side cabinets — page 44
KM-KQ monobloc cabinets — page 50

SUSPENSION SYSTEMS

HLT for automation — page 56
D93-DCF boxes — page 63
D93-DPH hanging control boxes — page 64
D93-DFF hanging control boxes — page 65



DESK CABINETS

DRC-LAN for computer — page 68
LVD93 compact control console — page 70
LC compact control console without top plate — page 71
LVE control console — page 72
LM monobloc control console — page 74
LVM monobloc control console — page 75
LV modular control console — page 76

NETWORKS

TCF CABINETS for data transmission — page 80
TCW hanging BOXES P400 and P525 — page 81

DISTRIBUTION SYSTEMS

KX SYSTEM for secondary boards — page 86
CMC SYSTEM for modular boxes — page 91
RX SYSTEM for high-power level boards — page 92

STAINLESS-STEEL

ES-A / ES-PU A junction boxes — page 106
D93-A / GN-A hanging boxes — page 108/110
DRC-A / RC-A modular cabinets/cable management — page 112
VFR-A closed-side cabinets — page 122
DRC-LAN-I boards for computers — page 126
LVD93-A / LVE-A / LM-A / LV-A control console — page 128
KX-A cabinets for distribution boards — page 134

VENTILATION

Ventilation system set — page 140
Roof ventilation system — page 142
Ventilation system accessories — page 144

ACCESSORIES

Accessories — page 147
Technical data — page 187

ATTENZIONE

D93 - page 8
wall boxes are available with solid or transparent door, with or without internal door.
The welded monobloc box is provided with an internal 2 mm FeZn plate and a bottom cable-entry flange.

D01 - page10
solid-door wall boxes.
The welded monobloc box is provided with an internal 2 mm FeZn plate and fixed top and bottom flanges.

ES - page11
solid cover boxes with leak protection gasket screws.
The welded monobloc box can be provided with mounting supports for DIN guide or for internal plate
(by separated ordering).

ES-PU - page12
control panels and sealed junction boxes with solid cover or with Ø 22,5 mm drilled cover, with leak protection gaskets.
The welded monobloc box is provided with M4 pins for DIN guide fixing.

D93 boxes

In the picture: cable entry flange fixed on the bottom of the box for all serial articles.

Casing:
1,5 mm thick carbon steel; welded monobloc structure.

Internal Plate:
2 mm thick galvanised steel sheet (Sendzimir), not adjustable.

Cable Entry:
Bottom sealed flange.

Solid door:
1,5 mm thickness; polyurethane sealing gasket; Pre-drilled internal supports for elements mounting (from H606); pvc locking systems with 3 mm double-comb tool insert, other configurations are available. 120° standard opening with reversible left hinges.

Transparent door:
Same characteristics but provided with glass transparent porthole and 1,5 mm thick sheet internal door.

Earthing:
M6 pins to be welded on structure and doors.

Painting:
Thermosetting powders

Material:
1,5 mm thick carbon steel sheet

Standard Colours:
RAL7035 textured
RAL7032 on request

Degree of Protection and Approvals:

IP55 EN 62 208 • EN 61 439-1
IK10 EN 62 208 • EN 61 439-1

EN 62 208 • EN 61 439-1

TYPE 1, 12, 4 • Standard 508
NEMA 1, 12, 4 • Standard 250

ELE118311CS

2011/65/CE

1272/2008/CE

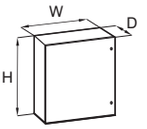

SIDE-BY-SIDE CONFIGURATIONS WITH ADJACENT HINGES REQUIRE A 10 mm SPACER.

THE **UL/CSA** MARK MUST BE SPECIFICALLY REQUESTED IN THE ORDER

D93 box bottom detail

Wall fixing brackets

Rain Protection Roof

★ without cable entry flange

Depth D150

Dimensions (mm) H	W	D	Doors number of doors	D93 solid door internal plate flange	D93S glass door, internal door, internal plate flange	Internal Plate Dimensions HxW	Wall fixing Brackets set FeZn 2mm	Plastic Diagram Bag	Ventilation Protection Device	Door's internal Bar	Rain Protection Roof
306	206	150	1	D93/1.35★	-	250x170	AG1	DRC 926	VE1300.35	-	-
306	256	150	1	D93/2.35	-	250x220	AG1	DRC 926	VE1300.35	-	-
306	306	150	1	D93/4.35	-	250x270	AG1	DRC 926	VE1300.35	-	-
356	256	150	1	D93/5.35	-	300x220	AG1	DRC 926	VE1300.35	-	-
406	306	150	1	D93/7.35	-	350x270	AG1	DRC 926	VE1300.35	-	-
506	306	150	1	D93/10.35	-	450x270	AG1	DRC 926	VE1300.35	-	-
506	356	150	1	D93/12.35	-	450x320	AG1	DRC 926	VE1300.35	-	-

Depth D200

306	256	200	1	D93/3.35	-	250x220	AG1	DRC 926	VE1300.35	-	-
356	256	200	1	D93/6.35	-	300x220	AG1	DRC 926	VE1300.35	-	-
406	306	200	1	D93/8.35	D93/8S.35	350x270	AG1	DRC 926	VE1300.35	-	D93/90.35
406	406	200	1	D93/9.35	D93/9S.35	350x370	AG1	DRC 926	VE1300.35	D93/45	D93/91.35
506	306	200	1	D93/11.35	D93/11S.35	450x270	AG1	DRC 926	VE1300.35	-	D93/90.35
506	356	200	1	D93/13.35	D93/13S.35	450x320	AG1	DRC 926	VE1300.35	-	D93/101.35
506	406	200	1	D93/14.35	D93/14S.35	450x370	AG1	DRC 926	VE1300.35	D93/45	D93/91.35
506	506	200	1	D93/16.35	D93/16S.35	450x470	AG1	DRC 926	VE1300.35	D93/46	D93/93.35
600	800	200	2	D93/862.35	-	544x744	AG1	DRC 926	VE1300.35	D93/48	D93/98.35
600	1000	200	2	D93/1062.35	-	544x944	AG1	DRC 926	VE1300.35	-	-
606	406	200	1	D93/17.35	D93/17S.35	550x370	AG1	DRC 926	VE1300.35	D93/45	D93/91.35
606	606	200	1	D93/19.35	D93/19S.35	550x550	AG1	DRC 926	VE1300.35	D93/47	D93/95.35
706	506	200	1	D93/21.35	D93/21S.35	650x450	AG1	DRC 926	VE1300.35	D93/46	D93/93.35
800	1000	200	2	D93/1082.35	-	744x944	AG1	DRC 926	VE1300.35	-	-
806	506	200	1	D93/23.35	D93/23S.35	750x450	AG1	DRC 926	VE1300.35	D93/46	D93/93.35
806	606	200	1	D93/25.35	D93/25S.35	750x550	AG1	DRC 926	VE1300.35	D93/47	D93/95.35
806	806	200	1	D93/882.35	-	750x750	AG1	DRC 926	VE1300.35	D93/48	D93/98.35
906	606	200	1	D93/28.35	D93/28S.35	850x550	AG1	DRC 926	VE1300.35	D93/47	D93/95.35
1006	806	200	1	D93/33.35	D93/33S.35	950x750	AG1	DRC 926	VE1300.35	D93/48	D93/98.35

Depth D250

506	406	250	1	D93/15.35	D93/15S.35	450x370	AG1	DRC 926	VE1300.35	D93/45	D93/92.35
606	406	250	1	D93/18.35	D93/18S.35	550x370	AG1	DRC 926	VE1300.35	D93/45	D93/92.35
606	606	250	1	D93/20.35	D93/20S.35	550x550	AG1	DRC 926	VE1300.35	D93/47	D93/96.35
706	506	250	1	D93/22.35	D93/22S.35	650x450	AG1	DRC 926	VE1300.35	D93/46	D93/94.35
806	506	250	1	D93/24.35	D93/24S.35	750x450	AG1	DRC 926	VE1300.35	D93/46	D93/94.35
806	606	250	1	D93/26.35	D93/26S.35	750x550	AG1	DRC 926	VE1300.35	D93/47	D93/96.35
906	606	250	1	D93/29.35	D93/29S.35	850x550	AG1	DRC 926	VE1300.35	D93/47	D93/96.35
1006	606	250	1	D93/31.35	D93/31S.35	950x550	AG1	DRC 926	VE1300.35	D93/47	D93/96.35
1006	806	250	1	D93/34.35	D93/34S.35	950x750	AG1	DRC 926	VE1300.35	D93/48	D93/99.35
1206	806	250	1	D93/37.35	D93/37S.35	1150x750	AG1	DRC 926	VE1300.35	D93/48	D93/99.35

Depth D300

600	800	300	2	D93/863.35	-	544x744	AG1	DRC 926	VE1300.35	D93/48	D93/100.35
600	1000	300	2	D93/1063.35	-	544x944	AG1	DRC 926	VE1300.35	-	D93/103.35
600	1200	300	2	D93/1263.35	-	544x1144	AG1	DRC 926	VE1300.35	-	D93/104.35
600	1400	300	2	D93/1463.35	-	544x1344	AG1	DRC 926	VE1300.35	-	-
800	1000	300	2	D93/1083.35	-	744x944	AG1	DRC 926	VE1300.35	-	D93/103.35
800	1200	300	2	D93/1283.35	-	744x1144	AG1	DRC 926	VE1300.35	-	D93/104.35
800	1400	300	2	D93/1483.35	-	744x1344	AG1	DRC 926	VE1300.35	-	-
806	606	300	1	D93/27.35	D93/27S.35	750x550	AG1	DRC 926	VE1300.35	D93/47	D93/97.35
806	806	300	1	D93/883.35	-	750x750	AG1	DRC 926	VE1300.35	D93/48	D93/100.35
906	606	300	1	D93/30.35	D93/30S.35	850x550	AG1	DRC 926	VE1300.35	D93/47	D93/97.35
1000	1000	300	2	D93/10103.35	-	944x944	AG1	DRC 926	VE1300.35	-	D93/103.35
1006	606	300	1	D93/32.35	D93/32S.35	950x550	AG1	DRC 926	VE1300.35	D93/47	D93/97.35
1006	806	300	1	D93/35.35	D93/35S.35	950x750	AG1	DRC 926	VE1300.35	D93/48	D93/100.35
1000	1200	300	2	D93/12103.35	-	944x1144	AG1	DRC 926	VE1300.35	-	D93/104.35
1200	1200	300	2	D93/12123.35	-	1144x1144	AG1	DRC 926	VE1300.35	-	D93/104.35
1206	606	300	1	D93/36.35	D93/36S.35	1150x550	AG1	DRC 926	VE1300.35	D93/47	D93/97.35
1206	806	300	1	D93/38.35	D93/38S.35	1150x750	AG1	DRC 926	VE1300.35	D93/48	D93/100.35
1206	1006	300	1	D93/39.35	-	1150x950	AG1	DRC 926	VE1300.35	-	D93/103.35
1206	1006	300	2	D93/40.35	-	1150x950	AG1	DRC 926	VE1300.35	-	D93/103.35

boxes D01

Casing:
1,5 mm thick steel;
welded monobloc structure.

Internal Plate:
2 mm thick galvanised steel sheet (Sendzimir), not adjustable.

Cable Entry:
Flange both on top and bottom sections with gasket.

Solid door:
1,5 mm thickness; polyurethane sealing gasket; Pre-drilled internal supports for elements mounting (from H606); pvc locking systems with 3 mm double-comb tool insert, other configurations are available. 120° standard opening with reversible left hinges.

Earthing:
M6 pins to be welded on structure and doors.

Painting:
Thermosetting powders

Material:
1,5 mm thick carbon steel sheet

Standard Colours:
RAL7035 textured
RAL7032 on request

Degree of Protection and Approvals:

IP55 EN 62 208 • EN 61 439-1
IK10 EN 62 208 • EN 61 439-1

EN 62 208 • EN 61 439-1

2011/65/CE

1272/2008/CE

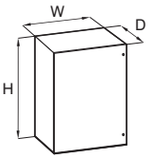

Dimensions (mm)			Doors number of doors	D01 solid door, internal plate, top/bottom flange	Internal Plate Dimensions HxW	Wall Brackets Set FeZn 2mm
H	W	D				
614	400	400	1	D01/4604.35	545x345	AG1
614	600	400	1	D01/6604.35	545x545	AG1
714	500	400	1	D01/5704.35	645x445	AG1
814	600	400	1	D01/6804.35	745x545	AG1
1014	600	400	1	D01/6104.35	945x545	AG1
1014	800	400	1	D01/8104.35	945x745	AG1
1214	600	400	1	D01/6124.35	1145x545	AG1
1214	800	400	1	D01/8124.35	1145x745	AG1
1414	600	400	1	D01/6144.35	1345x545	AG1
1414	800	400	1	D01/8144.35	1345x745	AG1

Wall-fixing brackets.

Casing:
1,5 mm thick steel;
welded monobloc structure.

Fixed solid cover:
1,5 mm thick; polyurethane sealing gasket; fixing system with M6 screws with security ring.

Earthing:
M6 pins to be welded on structure and cover.

BY SEPARATED ORDERING:
Internal Plate:
2 mm thick galvanised steel sheet (Sendzimir), not adjustable.

Painting:
Thermosetting powders

Material:
1,5 mm thick carbon steel sheet

Standard Colours:
RAL7035 textured
RAL7032 on request

Degree of Protection and Approvals:

IP66 EN 62 208 • EN 61 439-1
IK10 EN 62 208 • EN 61 439-1

EN 62 208 • EN 61 439-1

TYPE 1, 12, 4 standard 508
NEMA 1, 12, 4 standard 250

ELE118311CS

2011/65/CE

1272/2008/CE

THE **UL/CSA** MARK MUST BE SPECIFICALLY REQUESTED IN THE ORDER

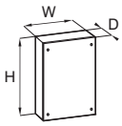

Dimensions (mm)			ES fixed solid cover	Internal plate (by separated ordering)		Wall Brackets Set FeZn 2mm
H	W	W		Code	Dimensions HxW	
150	180	80	ES1.35	ES1P	125x162	ES-AG1
150	300	80	ES23.35	ES23P	125x282	ES-AG1
180	200	80	ES2.35	ES2P	155x182	ES-AG1
200	200	80	ES21.35	ES21P	175x182	ES-AG1
150	300	120	ES24.35	ES23P	125x282	ES-AG1
200	200	120	ES22.35	ES21P	175x182	ES-AG1
200	300	120	ES3.35	ES3P	175x282	ES-AG1
200	400	120	ES4.35	ES4P	175x382	ES-AG1
200	500	120	ES5.35	ES5P	175x482	ES-AG1
200	600	120	ES6.35	ES6P	175x582	ES-AG1
200	800	120	ES29.35	ES29P	175x782	ES-AG1
300	300	120	ES25.35	ES25P	275x282	ES-AG1
300	400	120	ES26.35	ES26P	275x382	ES-AG1
300	500	120	ES7.35	ES7P	275x482	ES-AG1
300	600	120	ES28.35	ES28P	275x582	ES-AG1
400	400	120	ES27.35	ES27P	375x382	ES-AG1
400	500	120	ES13.35	ES13P	375x482	ES-AG1
400	600	120	ES8.35	ES8P	375x582	ES-AG1
400	800	120	ES9.35	ES9P	375x782	ES-AG1

Wall-fixing brackets.

ES-PU junction boxes with solid cover

Casing:
1,5 mm thick steel;
welded monobloc structure.

Fixed solid cover:
1,5 mm thick; polyurethane sealing gasket; fixing system with M6 screws with security gasket.

Earthing:
2 M4 pins to be welded on the bottom (fixing DIN guide) and on the cover.

Painting:
Thermosetting powders

Material:
1,2 and 1,5 mm thick carbon steel sheet

Standard Colours:
RAL7035 textured
RAL7032 on request

Degree of Protection and Approvals:

IP66 EN 62 208 • EN 61 439-1
IK10 EN 62 208 • EN 61 439-1

EN 62 208 • EN 61 439-1

TYPE 1, 12, 4 • Standard 508
NEMA 1, 12, 4 • Standard 250

ELE118311CS

2011/65/CE

1272/2008/CE

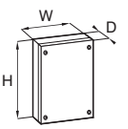

BY SEPARATED ORDERING: DIN GUIDE

THE **UL/CSA** MARK MUST BE SPECIFICALLY REQUESTED IN THE ORDER

Dimensions (mm)				Nr. Of pieces per pack	In painted sheet	DIN Guide	Cover's Colour		
H	W	D							
80	80	60		2	ES-PU886.35 ★	OM80	Standard		
80	80	60		2	ES-PU886.35Y ★	OM80	Yellow		
80	120	70		2	ES-PU1287.35 ★	OM120	Standard		
100	100	70		2	ES-PU10107.35 ★	OM100	Standard		
100	100	90		2	ES-PU10109.35 ★	OM100	Standard		
100	160	90		1	ES-PU16109.35	OM160	Standard		
100	220	90		1	ES-PU22109.35	OM220	Standard		
100	280	90		1	ES-PU28109.35	OM280	Standard		
120	120	70		2	ES-PU12127.35	OM120	Standard		
120	140	70		1	ES-PU14127.35	OM140	Standard		
160	160	90		1	ES-PU16169.35	OM160	Standard		
160	280	90		1	ES-PU28169.35	OM280	Standard		

★: 2-fixing-screw cover

ES-PU junction boxes with drilled cover

Casing:
1,5 mm thick steel;
welded monobloc structure.

Fixed solid cover:
1,5 mm thick; polyurethane sealing gasket; fixing system with M6 screws with security gasket.

Earthing:
2 M4 pins to be welded on the bottom (fixing DIN guide) and on the cover.

Painting:
Thermosetting powders

Material:
1,2 and 1,5 mm thick carbon steel sheet

Standard Colours:
RAL7035 textured
RAL7032 on request

Degree of Protection and Approvals:

*IP66 EN 62 208 • EN 61 439-1
IK10 EN 62 208 • EN 61 439-1

EN 62 208 • EN 61 439-1

TYPE 1, 12, 4 • Standard 508
NEMA 1, 12, 4 • Standard 250

ELE118311CS

2011/65/CE

1272/2008/CE

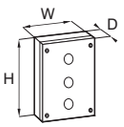

* To be combined with equipment with the same or a superior degree of protection; for detailed approvals see technical datasheet on page 202

BY SEPARATED ORDERING: DIN GUIDE

THE **UL/CSA** MARK MUST BE SPECIFICALLY REQUESTED IN THE ORDER

Dimensions (mm)			Nr. of drills Ø 22,5 mm	Nr. Of pieces per pack	In painted sheet	DIN Guide	Cover's Colour		
H	W	D							
80	80	60	1	2	ES-PU886/1.35 *	OM80	Standard		
80	80	60	1	2	ES-PU886/1.35Y *	OM80	Yellow		
100	100	90	1	2	ES-PU10109/1.35 *	OM100	Standard		
100	160	90	2	1	ES-PU16109/2.35	OM160	Standard		
100	220	90	3	1	ES-PU22109/3.35	OM220	Standard		
100	280	90	4	1	ES-PU28109/4.35	OM280	Standard		

*: 2-fixing-screw cover

FRIULMAC

DRC - page 16
Modular cabinet system suitable for in-line settings. Completely welded drawn-columns structure; bottom panel with cable entry flange, roof, side and back panels are fixed with screws.
Available with solid or transparent door, with or without internal door. Adjustable 2,5 mm FeZn internal plate. Plinth application configuration.

KA - page 28
Economic modular cabinet system with solid door, suitable for in-line settings. Solid drawn-columns structure is welded directly on bottom panel with cable entry flange and on roof.
Lateral and back panels are fixed with screws; adjustable 2,5 mm FeZn internal plate.
Plinth application configuration.
Same accessories as DRC system.

EC - page 38
Modular cabinet system suitable for in-line settings.
Solid drawn-columns structure and cabinet's back panel are completely welded.
Bottom panel with cable entry flange, roof and side panels are fixed with screws.
Available with solid or transparent door, with or without internal door. Adjustable 2,5 mm FeZn internal plate. Same accessories as DRC system.

VFR - page 44
Monobloc-structure cabinets; bottom panel with cable entry flange, side panels and roof are completely welded; back panel fixed with screws.
Available with solid or transparent door, with or without internal door. Adjustable 2,5 mm FeZn internal plate. Plinth application configuration.

KM-KQ - page 50
Economic monobloc solid-door cabinet system; bottom panel with cable entry flange, side panels, roof and back panel are completely welded.
Non-adjustable 2,5 mm FeZn internal plate. Plinth application configuration.

DRC cabinets

Structure:
1,5 mm thick steel sheet drawn-columns bearing frame; drawn-columns are fixed and welded to die-cast aluminum joints. 25 mm pitch drilling scheme; roof and plinth fixed to structure.

Side and back panels:
1,5 mm thick steel sheet; polyurethane sealing gasket; fixed to structure.

Internal plate:
2 mm thick galvanised steel sheet (Sendzimir), with front or side installation by means of sliding guides; adjustable depth.

Solid door:
1,8 mm thick steel sheet; polyurethane sealing gasket; 20x20 mm pre-drilled tubular frame. 100° standard opening with reversible right hinges. Standard central locking systems with double-comb tool insert and 4 anchor points. Other configurations are available.

Transparent door:
Same characteristics as solid door, but it is provided with a tempered glass porthole.
BY SEPARATED ORDERING:
1,5 mm thick steel sheet internal door.

Cable entry flange:
1,5 mm steel sheet; it consists in 2 or 3 parts, with neoprene cable-tie gasket.

Earthing:
M6 pins to be welded on structure, doors and panels.

Painting:
Thermosetting powders.

Material:
1,5/1,8 mm thick carbon steel sheet.

Standard colours:
RAL7035 textured
RAL7032 on request
Plinth: RAL7009 textured

Degree of Protection and Approvals:

IP55 EN 62 208 • EN 61 439-1
IK10 EN 62 208 • EN 61 439-1

EN 62 208 • EN 61 439-1

TYPE 1, 12 • Standard 508
NEMA 1, 12 • Standard 250

ELE118311CS

2011/65/CE

1272/2008/CE

90 kA

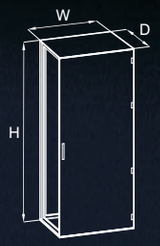

THE **UL/CSA** MARK MUST BE SPECIFICALLY REQUESTED IN THE ORDER.



H1400/1600/1800 DRC cabinets

1 By separated ordering: plinth, door, internal plate, back and sides panels.

2-3 By separated ordering: plinth and side panels (internal plate is included)

★: 200 mm width does not include internal plate.

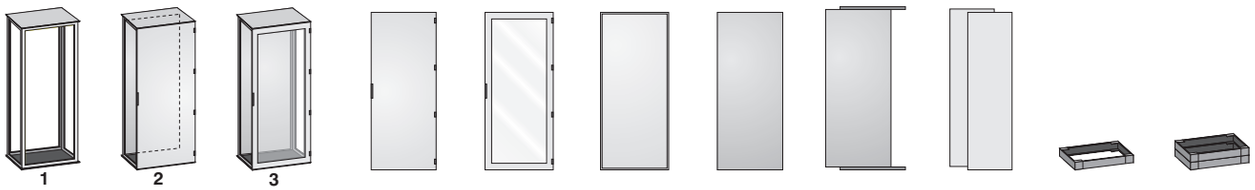

Dimensions (mm) H	W	D	Doors number of doors	DRC SS structure with fixed base and roof	DRC solid door, internal plate and back panel	DRCP glass door, internal plate and back panel	Solid Door	Glass Door	Back panel	Plate Front-installation internal plate	Plate Side-installation internal plate	Side Panels (pair)	Plinth H 100	Plinth H 200
1410	600	400	1	DRC165SS.35	DRC165.35	DRC165P.35	VFR801.35	VFR801P.35	VFR811.35	VFR101	DRC235	DRC189.35	DRC601	DRC621
		500	1	DRC168SS.35	DRC168.35	DRC168P.35	VFR801.35	VFR801P.35	VFR811.35	VFR101	DRC235	DRC190.35	DRC602	DRC622
		600	1	DRC171SS.35	DRC171.35	DRC171P.35	VFR801.35	VFR801P.35	VFR811.35	VFR101	DRC235	DRC191.35	DRC603	DRC623
	800	400	1	DRC166SS.35	DRC166.35	DRC166P.35	VFR802.35	VFR802P.35	VFR812.35	VFR102	DRC236	DRC189.35	DRC606	DRC626
		500	1	DRC169SS.35	DRC169.35	DRC169P.35	VFR802.35	VFR802P.35	VFR812.35	VFR102	DRC236	DRC190.35	DRC607	DRC627
		600	1	DRC172SS.35	DRC172.35	DRC172P.35	VFR802.35	VFR802P.35	VFR812.35	VFR102	DRC236	DRC191.35	DRC608	DRC628
	1200	400	2	DRC167SS.35	DRC167.35	DRC167P.35	VFR806.35	VFR806P.35	VFR816.35	VFR106	DRC237	DRC189.35	DRC616	DRC636
		500	2	DRC170SS.35	DRC170.35	DRC170P.35	VFR806.35	VFR806P.35	VFR816.35	VFR106	DRC237	DRC190.35	DRC617	DRC637
		600	2	DRC173SS.35	DRC173.35	DRC173P.35	VFR806.35	VFR806P.35	VFR816.35	VFR106	DRC237	DRC191.35	DRC618	DRC638
1610	400	400	1	DRC174SS.35	DRC174.35	-	VFR808.35	-	VFR818.35	VFR108	DRC249	DRC192.35	DRC557	DRC562
		500	1	DRC179SS.35	DRC179.35	-	VFR808.35	-	VFR818.35	VFR108	DRC249	DRC193.35	DRC558	DRC563
		600	1	DRC184SS.35	DRC184.35	-	VFR808.35	-	VFR818.35	VFR108	DRC249	DRC194.35	DRC559	DRC564
	600	400	1	DRC175SS.35	DRC175.35	DRC175P.35	VFR803.35	VFR803P.35	VFR813.35	VFR103	DRC238	DRC192.35	DRC601	DRC621
		500	1	DRC180SS.35	DRC180.35	DRC180P.35	VFR803.35	VFR803P.35	VFR813.35	VFR103	DRC238	DRC193.35	DRC602	DRC622
		600	1	DRC185SS.35	DRC185.35	DRC185P.35	VFR803.35	VFR803P.35	VFR813.35	VFR103	DRC238	DRC194.35	DRC603	DRC623
	800	400	1	DRC176SS.35	DRC176.35	DRC176P.35	VFR804.35	VFR804P.35	VFR814.35	VFR104	DRC239	DRC192.35	DRC606	DRC626
		500	1	DRC181SS.35	DRC181.35	DRC181P.35	VFR804.35	VFR804P.35	VFR814.35	VFR104	DRC239	DRC193.35	DRC607	DRC627
		600	1	DRC186SS.35	DRC186.35	DRC186P.35	VFR804.35	VFR804P.35	VFR814.35	VFR104	DRC239	DRC194.35	DRC608	DRC628
	1000	400	1	DRC177SS.35	DRC177.35	DRC177P.35	VFR805.35	VFR805P.35	VFR815.35	VFR105	DRC240	DRC192.35	DRC611	DRC631
		500	1	DRC182SS.35	DRC182.35	DRC182P.35	VFR805.35	VFR805P.35	VFR815.35	VFR105	DRC240	DRC193.35	DRC612	DRC632
		600	1	DRC187SS.35	DRC187.35	DRC187P.35	VFR805.35	VFR805P.35	VFR815.35	VFR105	DRC240	DRC194.35	DRC613	DRC633
	1200	400	2	DRC178SS.35	DRC178.35	DRC178P.35	VFR807.35	VFR807P.35	VFR817.35	VFR107	DRC241	DRC192.35	DRC616	DRC636
		500	2	DRC183SS.35	DRC183.35	DRC183P.35	VFR807.35	VFR807P.35	VFR817.35	VFR107	DRC241	DRC193.35	DRC617	DRC637
		600	2	DRC188SS.35	DRC188.35	DRC188P.35	VFR807.35	VFR807P.35	VFR817.35	VFR107	DRC241	DRC194.35	DRC618	DRC638
1810	★200	400	1	DRC1824SS.35	DRC1824.35★	-	DRC788.35	-	DRC792.35	-	-	DRC351.35	DRC531	DRC541
		500	1	DRC1825SS.35	DRC1825.35★	-	DRC788.35	-	DRC792.35	-	-	DRC352.35	DRC532	DRC542
		600	1	DRC1826SS.35	DRC1826.35★	-	DRC788.35	-	DRC792.35	-	-	DRC353.35	DRC533	DRC543
		800	1	DRC1828SS.35	DRC1828.35★	-	DRC788.35	-	DRC792.35	-	-	DRC354.35	DRC534	DRC544
		1000	1	DRC1821SS.35	DRC1821.35★	-	DRC788.35	-	DRC792.35	-	-	DRC355.35	DRC535	DRC545
	400	400	1	DRC150SS.35	DRC150.35	-	DRC798.35	-	DRC793.35	DRC100	DRC243	DRC351.35	DRC557	DRC562
		500	1	DRC151SS.35	DRC151.35	-	DRC798.35	-	DRC793.35	DRC100	DRC243	DRC352.35	DRC558	DRC563
		600	1	DRC152SS.35	DRC152.35	-	DRC798.35	-	DRC793.35	DRC100	DRC243	DRC353.35	DRC559	DRC564
		800	1	DRC153SS.35	DRC153.35	-	DRC798.35	-	DRC793.35	DRC100	DRC243	DRC354.35	DRC560	DRC565
		1000	1	DRC154SS.35	DRC154.35	-	DRC798.35	-	DRC793.35	DRC100	DRC243	DRC355.35	DRC561	DRC566
	600	400	1	DRC1SS.35	DRC1.35	DRC1P.35	DRC801.35	DRC801P.35	DRC811.35	DRC101	DRC217	DRC351.35	DRC601	DRC621
		500	1	DRC2SS.35	DRC2.35	DRC2P.35	DRC801.35	DRC801P.35	DRC811.35	DRC101	DRC217	DRC352.35	DRC602	DRC622
		600	1	DRC3SS.35	DRC3.35	DRC3P.35	DRC801.35	DRC801P.35	DRC811.35	DRC101	DRC217	DRC353.35	DRC603	DRC623
		800	1	DRC4SS.35	DRC4.35	DRC4P.35	DRC801.35	DRC801P.35	DRC811.35	DRC101	DRC217	DRC354.35	DRC604	DRC624
		1000	1	DRC5SS.35	DRC5.35	DRC5P.35	DRC801.35	DRC801P.35	DRC811.35	DRC101	DRC217	DRC355.35	DRC605	DRC625
	800	400	1	DRC6SS.35	DRC6.35	DRC6P.35	DRC802.35	DRC802P.35	DRC812.35	DRC102	DRC218	DRC351.35	DRC606	DRC626
		500	1	DRC7SS.35	DRC7.35	DRC7P.35	DRC802.35	DRC802P.35	DRC812.35	DRC102	DRC218	DRC352.35	DRC607	DRC627
		600	1	DRC8SS.35	DRC8.35	DRC8P.35	DRC802.35	DRC802P.35	DRC812.35	DRC102	DRC218	DRC353.35	DRC608	DRC628
		800	1	DRC9SS.35	DRC9.35	DRC9P.35	DRC802.35	DRC802P.35	DRC812.35	DRC102	DRC218	DRC354.35	DRC609	DRC629
		1000	1	DRC10SS.35	DRC10.35	DRC10P.35	DRC802.35	DRC802P.35	DRC812.35	DRC102	DRC218	DRC355.35	DRC610	DRC630
	1000	400	1	DRC11SS.35	DRC11.35	DRC11P.35	DRC803.35	DRC803P.35	DRC813.35	DRC103	DRC219	DRC351.35	DRC611	DRC631
		500	1	DRC12SS.35	DRC12.35	DRC12P.35	DRC803.35	DRC803P.35	DRC813.35	DRC103	DRC219	DRC352.35	DRC612	DRC632
		600	1	DRC13SS.35	DRC13.35	DRC13P.35	DRC803.35	DRC803P.35	DRC813.35	DRC103	DRC219	DRC353.35	DRC613	DRC633
		800	1	DRC14SS.35	DRC14.35	DRC14P.35	DRC803.35	DRC803P.35	DRC813.35	DRC103	DRC219	DRC354.35	DRC614	DRC634
		1000	1	DRC15SS.35	DRC15.35	DRC15P.35	DRC803.35	DRC803P.35	DRC813.35	DRC103	DRC219	DRC355.35	DRC615	DRC635
	1200	400	2	DRC16SS.35	DRC16.35	DRC16P.35	DRC804.35	DRC804P.35	DRC814.35	DRC104	DRC220	DRC351.35	DRC616	DRC636
		500	2	DRC17SS.35	DRC17.35	DRC17P.35	DRC804.35	DRC804P.35	DRC814.35	DRC104	DRC220	DRC352.35	DRC617	DRC637
		600	2	DRC18SS.35	DRC18.35	DRC18P.35	DRC804.35	DRC804P.35	DRC814.35	DRC104	DRC220	DRC353.35	DRC618	DRC638
		800	2	DRC19SS.35	DRC19.35	DRC19P.35	DRC804.35	DRC804P.35	DRC814.35	DRC104	DRC220	DRC354.35	DRC619	DRC639
		1000	2	DRC20SS.35	DRC20.35	DRC20P.35	DRC804.35	DRC804P.35	DRC814.35	DRC104	DRC220	DRC355.35	DRC620	DRC640
	1400	400	2	DRC41SS.35	DRC41.35	DRC41P.35	DRC809.35	DRC809P.35	DRC819.35	DRC109	DRC221	DRC351.35	DRC641	DRC651
		500	2	DRC42SS.35	DRC42.35	DRC42P.35	DRC809.35	DRC809P.35	DRC819.35	DRC109	DRC221	DRC352.35	DRC642	DRC652
		600	2	DRC43SS.35	DRC43.35	DRC43P.35	DRC809.35	DRC809P.35	DRC819.35	DRC109	DRC221	DRC353.35	DRC643	DRC653
		800	2	DRC44SS.35	DRC44.35	DRC44P.35	DRC809.35	DRC809P.35	DRC819.35	DRC109	DRC221	DRC354.35	DRC644	DRC654
		1000	2	DRC45SS.35	DRC45.35	DRC45P.35	DRC809.35	DRC809P.35	DRC819.35	DRC109	DRC221	DRC355.35	DRC645	DRC655
	1600	400	2	DRC46SS.35	DRC46.35	DRC46P.35	DRC810.35	DRC810P.35	DRC820.35	DRC110	DRC222	DRC351.35	DRC646	DRC656
		500	2	DRC47SS.35	DRC47.35	DRC47P.35	DRC810.35	DRC810P.35	DRC820.35	DRC110	DRC222	DRC352.35	DRC647	DRC657
		600	2	DRC48SS.35	DRC48.35	DRC48P.35	DRC810.35	DRC810P.35	DRC820.35	DRC110	DRC222	DRC353.35	DRC648	DRC658
		800	2	DRC49SS.35	DRC49.35	DRC49P.35	DRC810.35	DRC810P.35	DRC820.35	DRC110	DRC222	DRC354.35	DRC649	DRC659
		1000	2	DRC50SS.35	DRC50.35	DRC50P.35	DRC810.35	DRC810P.35	DRC820.35	DRC110	DRC222	DRC355.35	DRC650	DRC660

technical data subject to change without notice

H2000 DRC cabinets

1 By separated ordering: plinth, door, internal plate, back and sides panels.

2-3 By separated ordering: plinth and side panels (internal plate is included)

★: 200 mm width does not include internal plate.

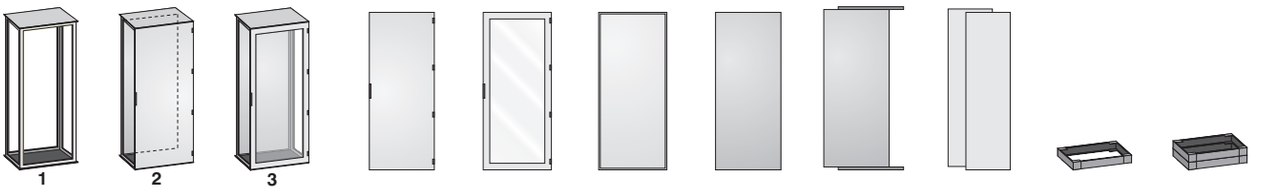

Dimensions (mm) H	W	D	Doors number of doors	DRC SS structure with fixed base and roof	DRC solid door, internal plate and back panel	DRCP glass door, internal plate and back panel	Solid Door	Glass Door	Back panel	Plate Front-installation internal plate	Plate Side-installation internal plate	Side Panels (pair)	Plinth H 100	Plinth H 200
2010	★200	400	1	DRC2024SS.35	DRC2024.35★	-	DRC789.35	-	DRC794.35	-	-	DRC356.35	DRC531	DRC541
		500	1	DRC2025SS.35	DRC2025.35★	-	DRC789.35	-	DRC794.35	-	-	DRC357.35	DRC532	DRC542
		600	1	DRC2026SS.35	DRC2026.35★	-	DRC789.35	-	DRC794.35	-	-	DRC358.35	DRC533	DRC543
		800	1	DRC2028SS.35	DRC2028.35★	-	DRC789.35	-	DRC794.35	-	-	DRC359.35	DRC534	DRC544
		1000	1	DRC2021SS.35	DRC2021.35★	-	DRC789.35	-	DRC794.35	-	-	DRC360.35	DRC535	DRC545
	400	400	1	DRC155SS.35	DRC155.35	-	DRC799.35	-	DRC795.35	DRC119	DRC242	DRC356.35	DRC557	DRC562
		500	1	DRC156SS.35	DRC156.35	-	DRC799.35	-	DRC795.35	DRC119	DRC242	DRC357.35	DRC558	DRC563
		600	1	DRC157SS.35	DRC157.35	-	DRC799.35	-	DRC795.35	DRC119	DRC242	DRC358.35	DRC559	DRC564
		800	1	DRC158SS.35	DRC158.35	-	DRC799.35	-	DRC795.35	DRC119	DRC242	DRC359.35	DRC560	DRC565
		1000	1	DRC159SS.35	DRC159.35	-	DRC799.35	-	DRC795.35	DRC119	DRC242	DRC360.35	DRC561	DRC566
	600	400	1	DRC21SS.35	DRC21.35	DRC21P.35	DRC805.35	DRC805P.35	DRC815.35	DRC105	DRC223	DRC356.35	DRC601	DRC621
		500	1	DRC22SS.35	DRC22.35	DRC22P.35	DRC805.35	DRC805P.35	DRC815.35	DRC105	DRC223	DRC357.35	DRC602	DRC622
		600	1	DRC23SS.35	DRC23.35	DRC23P.35	DRC805.35	DRC805P.35	DRC815.35	DRC105	DRC223	DRC358.35	DRC603	DRC623
		800	1	DRC24SS.35	DRC24.35	DRC24P.35	DRC805.35	DRC805P.35	DRC815.35	DRC105	DRC223	DRC359.35	DRC604	DRC624
		1000	1	DRC25SS.35	DRC25.35	DRC25P.35	DRC805.35	DRC805P.35	DRC815.35	DRC105	DRC223	DRC360.35	DRC605	DRC625
	800	400	1	DRC26SS.35	DRC26.35	DRC26P.35	DRC806.35	DRC806P.35	DRC816.35	DRC106	DRC224	DRC356.35	DRC606	DRC626
		500	1	DRC27SS.35	DRC27.35	DRC27P.35	DRC806.35	DRC806P.35	DRC816.35	DRC106	DRC224	DRC357.35	DRC607	DRC627
		600	1	DRC28SS.35	DRC28.35	DRC28P.35	DRC806.35	DRC806P.35	DRC816.35	DRC106	DRC224	DRC358.35	DRC608	DRC628
		800	1	DRC29SS.35	DRC29.35	DRC29P.35	DRC806.35	DRC806P.35	DRC816.35	DRC106	DRC224	DRC359.35	DRC609	DRC629
		1000	1	DRC30SS.35	DRC30.35	DRC30P.35	DRC806.35	DRC806P.35	DRC816.35	DRC106	DRC224	DRC360.35	DRC610	DRC630
	1000	400	1	DRC31SS.35	DRC31.35	DRC31P.35	DRC807.35	DRC807P.35	DRC817.35	DRC107	DRC225	DRC356.35	DRC611	DRC631
		500	1	DRC32SS.35	DRC32.35	DRC32P.35	DRC807.35	DRC807P.35	DRC817.35	DRC107	DRC225	DRC357.35	DRC612	DRC632
		600	1	DRC33SS.35	DRC33.35	DRC33P.35	DRC807.35	DRC807P.35	DRC817.35	DRC107	DRC225	DRC358.35	DRC613	DRC633
		800	1	DRC34SS.35	DRC34.35	DRC34P.35	DRC807.35	DRC807P.35	DRC817.35	DRC107	DRC225	DRC359.35	DRC614	DRC634
		1000	1	DRC35SS.35	DRC35.35	DRC35P.35	DRC807.35	DRC807P.35	DRC817.35	DRC107	DRC225	DRC360.35	DRC615	DRC635
	1200	400	2	DRC36SS.35	DRC36.35	DRC36P.35	DRC808.35	DRC808P.35	DRC818.35	DRC108	DRC226	DRC356.35	DRC616	DRC636
		500	2	DRC37SS.35	DRC37.35	DRC37P.35	DRC808.35	DRC808P.35	DRC818.35	DRC108	DRC226	DRC357.35	DRC617	DRC637
		600	2	DRC38SS.35	DRC38.35	DRC38P.35	DRC808.35	DRC808P.35	DRC818.35	DRC108	DRC226	DRC358.35	DRC618	DRC638
		800	2	DRC39SS.35	DRC39.35	DRC39P.35	DRC808.35	DRC808P.35	DRC818.35	DRC108	DRC226	DRC359.35	DRC619	DRC639
		1000	2	DRC40SS.35	DRC40.35	DRC40P.35	DRC808.35	DRC808P.35	DRC818.35	DRC108	DRC226	DRC360.35	DRC620	DRC640
	1400	400	2	DRC51SS.35	DRC51.35	DRC51P.35	DRC809/2.35	DRC809/2P.35	DRC821.35	DRC111	DRC227	DRC356.35	DRC641	DRC651
		500	2	DRC52SS.35	DRC52.35	DRC52P.35	DRC809/2.35	DRC809/2P.35	DRC821.35	DRC111	DRC227	DRC357.35	DRC642	DRC652
		600	2	DRC53SS.35	DRC53.35	DRC53P.35	DRC809/2.35	DRC809/2P.35	DRC821.35	DRC111	DRC227	DRC358.35	DRC643	DRC653
		800	2	DRC54SS.35	DRC54.35	DRC54P.35	DRC809/2.35	DRC809/2P.35	DRC821.35	DRC111	DRC227	DRC359.35	DRC644	DRC654
		1000	2	DRC55SS.35	DRC55.35	DRC55P.35	DRC809/2.35	DRC809/2P.35	DRC821.35	DRC111	DRC227	DRC360.35	DRC645	DRC655
	1600	400	2	DRC56SS.35	DRC56.35	DRC56P.35	DRC810/2.35	DRC810/2P.35	DRC822.35	DRC112	DRC228	DRC356.35	DRC646	DRC656
		500	2	DRC57SS.35	DRC57.35	DRC57P.35	DRC810/2.35	DRC810/2P.35	DRC822.35	DRC112	DRC228	DRC357.35	DRC647	DRC657
		600	2	DRC58SS.35	DRC58.35	DRC58P.35	DRC810/2.35	DRC810/2P.35	DRC822.35	DRC112	DRC228	DRC358.35	DRC648	DRC658
		800	2	DRC59SS.35	DRC59.35	DRC59P.35	DRC810/2.35	DRC810/2P.35	DRC822.35	DRC112	DRC228	DRC359.35	DRC649	DRC659
		1000	2	DRC60SS.35	DRC60.35	DRC60P.35	DRC810/2.35	DRC810/2P.35	DRC822.35	DRC112	DRC228	DRC360.35	DRC650	DRC660

1 By separated ordering: plinth, door, internal plate, back and sides panels.

2-3 By separated ordering: plinth and side panels (internal plate is included)

★: 200 mm width does not include internal plate.

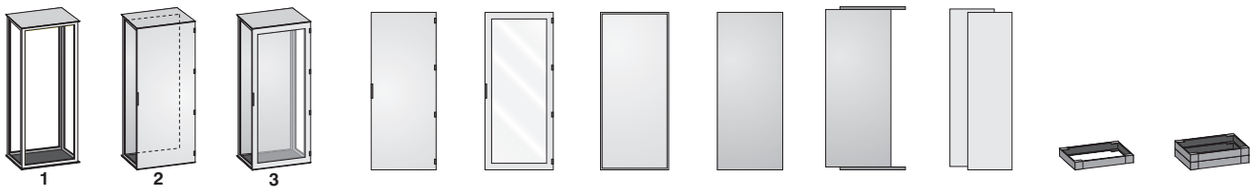

Dimensions (mm) H	W	D	Doors number of doors	DRC SS structure with fixed base and roof	DRC solid door, internal plate and back panel	DRCP glass door, internal plate and back panel	Solid Door	Glass Door	Back panel	Plate Front-installation internal plate	Plate Side-installation internal plate	Side Panels (pair)	Plinth H 100	Plinth H 200
2210	★200	400	1	DRC2224SS.35	DRC2224.35 ★	-	DRC790.35	-	DRC796.35	-	-	DRC361.35	DRC531	DRC541
		500	1	DRC2225SS.35	DRC2225.35 ★	-	DRC790.35	-	DRC796.35	-	-	DRC362.35	DRC532	DRC542
		600	1	DRC2226SS.35	DRC2226.35 ★	-	DRC790.35	-	DRC796.35	-	-	DRC363.35	DRC533	DRC543
		800	1	DRC2228SS.35	DRC2228.35 ★	-	DRC790.35	-	DRC796.35	-	-	DRC364.35	DRC534	DRC544
		1000	1	DRC2221SS.35	DRC2221.35 ★	-	DRC790.35	-	DRC796.35	-	-	DRC365.35	DRC535	DRC545
	400	400	1	DRC160SS.35	DRC160.35	-	DRC800.35	-	DRC797.35	DRC120	DRC244	DRC361.35	DRC557	DRC562
		500	1	DRC161SS.35	DRC161.35	-	DRC800.35	-	DRC797.35	DRC120	DRC244	DRC362.35	DRC558	DRC563
		600	1	DRC162SS.35	DRC162.35	-	DRC800.35	-	DRC797.35	DRC120	DRC244	DRC363.35	DRC559	DRC564
		800	1	DRC163SS.35	DRC163.35	-	DRC800.35	-	DRC797.35	DRC120	DRC244	DRC364.35	DRC560	DRC565
		1000	1	DRC164SS.35	DRC164.35	-	DRC800.35	-	DRC797.35	DRC120	DRC244	DRC365.35	DRC561	DRC566
	600	400	1	DRC61SS.35	DRC61.35	DRC61P.35	DRC810/3.35	DRC810/3P.35	DRC823.35	DRC113	DRC229	DRC361.35	DRC601	DRC621
		500	1	DRC62SS.35	DRC62.35	DRC62P.35	DRC810/3.35	DRC810/3P.35	DRC823.35	DRC113	DRC229	DRC362.35	DRC602	DRC622
		600	1	DRC63SS.35	DRC63.35	DRC63P.35	DRC810/3.35	DRC810/3P.35	DRC823.35	DRC113	DRC229	DRC363.35	DRC603	DRC623
		800	1	DRC64SS.35	DRC64.35	DRC64P.35	DRC810/3.35	DRC810/3P.35	DRC823.35	DRC113	DRC229	DRC364.35	DRC604	DRC624
		1000	1	DRC65SS.35	DRC65.35	DRC65P.35	DRC810/3.35	DRC810/3P.35	DRC823.35	DRC113	DRC229	DRC365.35	DRC605	DRC625
	800	400	1	DRC66SS.35	DRC66.35	DRC66P.35	DRC810/4.35	DRC810/4P.35	DRC824.35	DRC114	DRC230	DRC361.35	DRC606	DRC626
		500	1	DRC67SS.35	DRC67.35	DRC67P.35	DRC810/4.35	DRC810/4P.35	DRC824.35	DRC114	DRC230	DRC362.35	DRC607	DRC627
		600	1	DRC68SS.35	DRC68.35	DRC68P.35	DRC810/4.35	DRC810/4P.35	DRC824.35	DRC114	DRC230	DRC363.35	DRC608	DRC628
		800	1	DRC69SS.35	DRC69.35	DRC69P.35	DRC810/4.35	DRC810/4P.35	DRC824.35	DRC114	DRC230	DRC364.35	DRC609	DRC629
		1000	1	DRC70SS.35	DRC70.35	DRC70P.35	DRC810/4.35	DRC810/4P.35	DRC824.35	DRC114	DRC230	DRC365.35	DRC610	DRC630
	1000	400	1	DRC71SS.35	DRC71.35	DRC71P.35	DRC810/5.35	DRC810/5P.35	DRC825.35	DRC115	DRC231	DRC361.35	DRC611	DRC631
		500	1	DRC72SS.35	DRC72.35	DRC72P.35	DRC810/5.35	DRC810/5P.35	DRC825.35	DRC115	DRC231	DRC362.35	DRC612	DRC632
		600	1	DRC73SS.35	DRC73.35	DRC73P.35	DRC810/5.35	DRC810/5P.35	DRC825.35	DRC115	DRC231	DRC363.35	DRC613	DRC633
		800	1	DRC74SS.35	DRC74.35	DRC74P.35	DRC810/5.35	DRC810/5P.35	DRC825.35	DRC115	DRC231	DRC364.35	DRC614	DRC634
		1000	1	DRC75SS.35	DRC75.35	DRC75P.35	DRC810/5.35	DRC810/5P.35	DRC825.35	DRC115	DRC231	DRC365.35	DRC615	DRC635
	1200	400	2	DRC76SS.35	DRC76.35	DRC76P.35	DRC810/6.35	DRC810/6P.35	DRC826.35	DRC116	DRC232	DRC361.35	DRC616	DRC636
		500	2	DRC77SS.35	DRC77.35	DRC77P.35	DRC810/6.35	DRC810/6P.35	DRC826.35	DRC116	DRC232	DRC362.35	DRC617	DRC637
		600	2	DRC78SS.35	DRC78.35	DRC78P.35	DRC810/6.35	DRC810/6P.35	DRC826.35	DRC116	DRC232	DRC363.35	DRC618	DRC638
		800	2	DRC79SS.35	DRC79.35	DRC79P.35	DRC810/6.35	DRC810/6P.35	DRC826.35	DRC116	DRC232	DRC364.35	DRC619	DRC639
		1000	2	DRC80SS.35	DRC80.35	DRC80P.35	DRC810/6.35	DRC810/6P.35	DRC826.35	DRC116	DRC232	DRC365.35	DRC620	DRC640
	1400	500	2	DRC82SS.35	DRC82.35	DRC82P.35	DRC810/7.35	DRC810/7P.35	DRC827.35	DRC117	DRC233	DRC362.35	DRC642	DRC652
		600	2	DRC83SS.35	DRC83.35	DRC83P.35	DRC810/7.35	DRC810/7P.35	DRC827.35	DRC117	DRC233	DRC363.35	DRC643	DRC653
		800	2	DRC84SS.35	DRC84.35	DRC84P.35	DRC810/7.35	DRC810/7P.35	DRC827.35	DRC117	DRC233	DRC364.35	DRC644	DRC654
	1600	500	2	DRC87SS.35	DRC87.35	DRC87P.35	DRC810/8.35	DRC810/8P.35	DRC828.35	DRC118	DRC234	DRC362.35	DRC647	DRC657
		600	2	DRC88SS.35	DRC88.35	DRC88P.35	DRC810/8.35	DRC810/8P.35	DRC828.35	DRC118	DRC234	DRC363.35	DRC648	DRC658
		800	2	DRC89SS.35	DRC89.35	DRC89P.35	DRC810/8.35	DRC810/8P.35	DRC828.35	DRC118	DRC234	DRC364.35	DRC649	DRC659

DRC accessories

SOLID DOOR WITH 180° HINGES. Page 162

H	1400				1600							
W	600	800	1000	2x600	400	600	800	1000	2x600			
Code	**DRC840.35**	**DRC841.35**	**DRC869.35**	**DRC842.35**	**DRC843.35**	**DRC844.35**	**DRC845.35**	**DRC846.35**	**DRC847.35**			
H	1800											
W	400	600	800	1000	2x600	2x700	2x800					
Code	**DRC848.35**	**DRC849.35**	**DRC850.35**	**DRC851.35**	**DRC852.35**	**DRC853.35**	**DRC854.35**					
H	2000											
W	400	600	800	1000	2x600	2x700	2x800					
Code	**DRC855.35**	**DRC856.35**	**DRC857.35**	**DRC858.35**	**DRC859.35**	**DRC860.35**	**DRC861.35**					
H	2200											
W	400	600	800	1000	2x600	2x700	2x800					
Code	**DRC862.35**	**DRC863.35**	**DRC864.35**	**DRC865.35**	**DRC866.35**	**DRC867.35**	**DRC868.35**					

HINGED DOORS (PAIR) FOR L800/1000 mm CABINETS. Page 162

H	1400		1600		1800		2000		2200			
W	400+400	500+500	400+400	500+500	400+400	500+500	400+400	500+500	400+400	500+500		
Code	**DRC880.35**	**DRC881.35**	**DRC882.35**	**DRC883.35**	**DRC884.35**	**DRC885.35**	**DRC886.35**	**DRC887.35**	**DRC888.35**	**DRC889.35**		

RIGHT SOLID HINGED DOOR, WITH (reversible) LOCK, in painted sheet. Page 163

H	1400	1600	1800			2000			2200			
W	600	600	600	700	800	600	700	800	600	700	800	
Code	**DRC420.35**	**DRC422.35**	**DRC440.35**	**DRC442.35**	**DRC444.35**	**DRC446.35**	**DRC448.35**	**DRC450.35**	**DRC452.35**	**DRC454.35**	**DRC456.35**	

LEFT SOLID HINGED DOOR (reversible), in painted sheet. Page 163

H	1400	1600	1800			2000			2200			
W	600	600	600	700	800	600	700	800	600	700	800	
Code	**DRC421.35**	**DRC423.35**	**DRC441.35**	**DRC443.35**	**DRC445.35**	**DRC447.35**	**DRC449.35**	**DRC451.35**	**DRC453.35**	**DRC455.35**	**DRC457.35**	

RIGHT TRANSPARENT HINGED DOOR, WITH (reversible) LOCK, in painted sheet. Page 163

H	1400	1600	1800			2000			2200			
W	600	600	600	700	800	600	700	800	600	700	800	
Code	**DRC420P.35**	**DRC422P.35**	**DRC440P.35**	**DRC442P.35**	**DRC444P.35**	**DRC446P.35**	**DRC448P.35**	**DRC450P.35**	**DRC452P.35**	**DRC454P.35**	**DRC456P.35**	

LEFT TRANSPARENT HINGED DOOR, WITH (reversible) LOCK, in painted sheet. Page 163

H	1400	1600	1800			2000			2200			
W	600	600	600	700	800	600	700	800	600	700	800	
Code	**DRC421P.35**	**DRC423P.35**	**DRC441P.35**	**DRC443P.35**	**DRC445P.35**	**DRC447P.35**	**DRC449P.35**	**DRC451P.35**	**DRC453P.35**	**DRC455P.35**	**DRC457P.35**	

SINGLE SIDE PANEL, in painted sheet. Page162



H	1373			1573			1773					
W	350	450	550	350	450	550	350	450	550	750	950	
Code	**DRC195.35**	**DRC196.35**	**DRC197.35**	**DRC198.35**	**DRC199.35**	**DRC200.35**	**DRC366.35**	**DRC367.35**	**DRC368.35**	**DRC369.35**	**DRC378.35**	
H	1973					2173						
W	350	450	550	750	950	350	450	550	750	950		
Code	**DRC370.35**	**DRC371.35**	**DRC372.35**	**DRC373.35**	**DRC379.35**	**DRC374.35**	**DRC375.35**	**DRC376.35**	**DRC377.35**	**DRC380.35**		

INTERNAL DOOR, in painted sheet. Page 164

H	1260				1460							
W	470	670	870	2x530	470	670	870	2x530				
FOR CABINETS HxW	1400x600	1400x800	1400x1000	1400x1200	1600x600	1600x800	1600x1000	1600x1200				
Code	**VFR381.35**	**VFR382.35**	**VFR389.35**	**VFR386.35**	**VFR383.35**	**VFR384.35**	**VFR385.35**	**VFR387.35**				
H	1660						1860					
W	470	670	870	2x530	2x630	2x730	470	670	870	2x530	2x630	2x730
FOR CABINETS HxW	1800x600	1800x800	1800x1000	1800x1200	1800x1400	1800x1600	2000x600	2000x800	2000x1000	2000x1200	2000x1400	2000x1600
Code	**DRC381.35**	**DRC382.35**	**DRC383.35**	**DRC384.35**	**DRC384/1.35**	**DRC384/2.35**	**DRC385.35**	**DRC386.35**	**DRC387.35**	**DRC388.35**	**DRC388/1.35**	**DRC388/2.35**
H	2060											
W	470	670	870	2x530	2x630	2x730						
FOR CABINETS HxW	2200x600	2200x800	2200x1000	2200x1200	2200x1400	2200x1600						
Code	**DRC389.35**	**DRC390.35**	**DRC391.35**	**DRC392.35**	**DRC393.35**	**DRC394.35**						

110°-TURNING FRAME 19"RACK (FOR D=480 mm BASKET), in painted sheet. Page 165



H	1485	1685		1885		2085						
W	670	670	870	670	870	670	870					
HE NR.	30	35		40		44						
FOR CABINETS HxW	1600x800	1800x800	1800x1000	2000x800	2000x1000	2200x800	2200x1000					
Code	**DRC407.35**	**DRC401.35**	**DRC402.35**	**DRC403.35**	**DRC404.35**	**DRC405.35**	**DRC406.35**					

PAIR OF BRACKETS FOR RACK BASKET, in galvanised sheet (Sendzimir). Page 165

DESCRIPTION	Pair of brackets for19" Rack basket
Code	**DRC410.35**

SET FOR 180° TURNING FRAME. Page 165

	Set for 180° turning frame, for 420 mm Depth drawer
	DRC408.35

FIXED SUPPORTS (TO BE FIXED TO CABINET'S STRUCTURE) FOR 19" RACK SYSTEMS (pair), in galvanised sheet (Sendzimir). Page 166

H	1100	1300	1500	1700	1900	2100						
HE NR.	24	29	33	38	42	47						
FOR CABINETS HxW	1200x600	1400x600	1600x600	1800x600	2000x600	2200x600						
Code	**DRC411**	**DRC412**	**DRC413**	**DRC414**	**DRC415**	**DRC416**						

HE PANELS FOR 19" RACK SYSTEMS, in painted sheet. Page 166

H	43,85	88,30	132,75	177,20	221,65	266,10	310,55	355,00	398,20	444,00	533,20	621,80
HE NR.	1	2	3	4	5	6	7	8	9	10	12	14
Code	**6551.35**	**6552.35**	**6553.35**	**6554.35**	**6555.35**	**6556.35**	**6557.35**	**6558.35**	**6559.35**	**6560.35**	**6561.35**	**6562.35**
H	710,70	888,50	1066,30									
HE NR.	16	20	24									
Code	**6563.35**	**6564.35**	**6565.35**									

PITCH FRAME FOR 19" RACK, in painted sheet. Page 165

HE NR.	24	29	33	38	42							
FOR CABINETS HxW	1400x600	1600x600	1800x600	2000x600	2200x600							
Code	**DRC396.35**	**DRC397.35**	**DRC398.35**	**DRC399.35**	**DRC400.35**							

CONSOLE FOR DRC, EC, KA, VFR, KM CABINET'S DOOR, in painted sheet. Page 164

FOR DOOR W	600	800	1000									
Code	**DRC511.35**	**DRC512.35**	**DRC513.35**									

DRC accessories

Painted-sheet DOOR, WITH KEYBOARD AND MOUSE SUPPORTING SYSTEM AND TEMPERED GLASS PORTHOLE. Page 164

H	1800		2000		2200							
W	800	1000	800	1000	800	1000						
Code	**DRC551.35**	**DRC552.35**	**DRC553.35**	**DRC554.35**	**DRC555.35**	**DRC556.35**						

INTERMEDIATE JUNCTION PLATE FOR DRC, EC AND KA IN-LINE SETTINGS (with front-installation plate), in galvanised sheet (Sendzimir). Page 166

H	1285	1485	1685	1885	2085							
W	100											
FOR CABINETS H	1400	1600	1800	2000	2200							
Code	**DRC124**	**DRC125**	**DRC121**	**DRC122**	**DRC123**							

PARTIAL INTERNAL PLATE, in galvanised sheet (Sendzimir) – TO COMBINE WITH SIDE CROSSBEAMS (4 pieces) PAGE 25. Page 167



H	200	300	400	500	700	900	200	300	400	500		
W	498						698					
FOR CABINETS W	600						800					
Code	**DRC201**	**DRC202**	**DRC203**	**DRC204**	**DRC298**	**DRC299**	**DRC205**	**DRC206**	**DRC207**	**DRC208**		
H	200	300	400	500	200	300	400	500				
W	898				1098							
FOR CABINETS W	1000				1200							
Code	**DRC209**	**DRC210**	**DRC211**	**DRC212**	**DRC213**	**DRC214**	**DRC215**	**DRC216**				

HORIZONTAL DIVIDING ELEMENT FOR DRC, EC AND KA WITH INTERNAL PLATE, in galvanised sheet (Sendzimir). Page 167

W	600					800						
D	300	400	500	700	900	300	400	500	700	900		
FOR CABINETS WxD	600x400	600x500	600x600	600x800	600x1000	800x400	800x500	800x600	800x800	800x1000		
Code	**DRC321**	**DRC322**	**DRC323**	**DRC324**	**DRC325**	**DRC326**	**DRC327**	**DRC328**	**DRC329**	**DRC330**		
W	1000					1200						
D	300	400	500	700	900	300	400	500	700	900		
FOR CABINETS WxD	1000x400	1000x500	1000x600	1000x800	1000x1000	1200x400	1200x500	1200x600	1200x800	1200x1000		
Code	**DRC331**	**DRC332**	**DRC333**	**DRC334**	**DRC335**	**DRC336**	**DRC337**	**DRC338**	**DRC339**	**DRC340**		

HORIZONTAL DIVIDING ELEMENT FOR DRC, EC AND KA WITHOUT INTERNAL PLATE, in galvanised sheet (Sendzimir). Page 167

W	600					800						
D	340	440	540	740	940	340	440	540	740	940		
FOR CABINETS WxD	600x400	600x500	600x600	600x800	600x1000	800x400	800x500	800x600	800x800	800x1000		
Code	**DRC301**	**DRC302**	**DRC303**	**DRC304**	**DRC305**	**DRC306**	**DRC307**	**DRC308**	**DRC309**	**DRC310**		
W	1000					1200						
D	340	440	540	740	940	340	440	540	740	940		
FOR CABINETS WxD	1000x400	1000x500	1000x600	1000x800	1000x1000	1200x400	1200x500	1200x600	1200x800	1200x1000		
Code	**DRC311**	**DRC312**	**DRC313**	**DRC314**	**DRC315**	**DRC316**	**DRC317**	**DRC318**	**DRC319**	**DRC320**		

REMOVABLE SHELVES ON TELESCOPIC GUIDES, in painted sheet. Page 167



W	475				675				875			
D	250	350	450	650	250	350	450	650	250	350	450	650
FOR CABINETS WxD	600x400	600x500	600x600	600x800	800x400	800x500	800x600	800x800	1000x400	1000x500	1000x600	1000x800
Code	**DRC285.35**	**DRC286.35**	**DRC287.35**	**DRC288.35**	**DRC289.35**	**DRC290.35**	**DRC291.35**	**DRC292.35**	**DRC293.35**	**DRC294.35**	**DRC295.35**	**DRC296.35**

SOLID VERTICAL DIVIDING ELEMENT, in galvanised sheet (Sendzimir). Page 168



H	1300			1500			1700					
W	250	350	450	250	350	450	250	350	450	650	850	
FOR CABINETS HxD	1400x400	1400x500	1400x600	1600x400	1600x500	1600x600	1800x400	1800x500	1800x600	1800x800	1800x1000	
Code	**DRC829**	**DRC830**	**DRC831**	**DRC832**	**DRC833**	**DRC834**	**DRC681**	**DRC682**	**DRC683**	**DRC684**	**DRC685**	
H	1900					2100						
W	250	350	450	650	850	250	350	450	650	850		
FOR CABINETS HxD	2000x400	2000x500	2000x600	2000x800	2000x1000	2200x400	2200x500	2200x600	2200x800	2200x1000		
Code	**DRC686**	**DRC687**	**DRC688**	**DRC689**	**DRC690**	**DRC691**	**DRC692**	**DRC693**	**DRC694**	**DRC695**		

VERTICAL DIVIDING ELEMENT WITH HOLES FOR CONNECTORS, in galvanised sheet (Sendzimir). Page 168

H	1300			1500			1700					
W	250	350	450	250	350	450	250	350	450	650	850	
FOR CABINETS HxD	1400x400	1400x500	1400x600	1600x400	1600x500	1600x600	1800x400	1800x500	1800x600	1800x800	1800x1000	
NUMBER OF HOLES	21	28	32	24	32	40	27	36	36	72	72	
Code	**DRC829/c**	**DRC830/c**	**DRC831/c**	**DRC832/c**	**DRC833/c**	**DRC834/c**	**DRC681/c**	**DRC682/c**	**DRC683/c**	**DRC684/c**	**DRC685/c**	
H	1900					2100						
W	250	350	450	650	850	250	350	450	650	850		
FOR CABINETS HxD	2000x400	2000x500	2000x600	2000x800	2000x1000	2200x400	2200x500	2200x600	2200x800	2200x1000		
NUMBER OF HOLES	30	40	40	80	80	33	44	44	88	88		
Code	**DRC686/c**	**DRC687/c**	**DRC688/c**	**DRC689/c**	**DRC690/c**	**DRC691/c**	**DRC692/c**	**DRC693/c**	**DRC694/c**	**DRC695/c**		

PLATES FOR CONNECTORS, in galvanised sheet (Sendzimir). Page 168

DESCRIPTION	24-pin solid locking plate	Adaption plate from 24 to 16 pins	Adaption plate from 24 to 10 pins	Adaption plate from 24 to 6 pins
Code	**DRC696**	**DRC697**	**DRC698**	**DRC699**

DRC AND KA SIDE DOOR MOUNTING FRAME, in painted sheet. Page 168



H	1400			1600				1800				
W	400	500	600	400	500	600	800	400	500	600	800	1000
Code	**DRC574.35**	**DRC575.35**	**DRC576.35**	**DRC577.35**	**DRC578.35**	**DRC579.35**	**DRC573.35**	**DRC580.35**	**DRC581.35**	**DRC582.35**	**DRC583.35**	**DRC584.35**
H	2000					2200						
W	400	500	600	800	1000	400	500	600	800	1000		
Code	**DRC585.35**	**DRC586.35**	**DRC587.35**	**DRC588.35**	**DRC589.35**	**DRC591.35**	**DRC592.35**	**DRC593.35**	**DRC594.35**	**DRC595.35**		

FRONT/BACK DRC AND KA STRUCTURES COMBINATION FRAME, in painted sheet. Page 169



H	1400				1600							
W	600	800	1000	1200	400	600	800	1000	1200			
Code	**TA6014.35**	**TA8014.35**	**TA1014.35**	**TA1214.35**	**TA4016.35**	**TA6016.35**	**TA8016.35**	**TA1016.35**	**TA1216.35**			
H	1800											
W	400	600	800	1000	1200	1400	1600					
Code	**TA4018.35**	**TA6018.35**	**TA8018.35**	**TA1018.35**	**TA1218.35**	**TA1418.35**	**TA1618.35**					
H	2000											
W	400	600	800	1000	1200	1400	1600					
Code	**TA4020.35**	**TA6020.35**	**TA8020.35**	**TA1020.35**	**TA1220.35**	**TA1420.35**	**TA1620.35**					
H	2200											
W	400	600	800	1000	1200	1400	1600					
Code	**TA4022.35**	**TA6022.35**	**TA8022.35**	**TA1022.35**	**TA1222.35**	**TA1422.35**	**TA1622.35**					

DRC accessories

GUILLOTINE CABLE ENTRY FLANGE, in painted sheet, WITH NEOPRENE CABLE-TIE GASKET (spare part). Page 168

W	400				600							
D	400	500	600	800	400	500	600	800	1000			
Code	**DRC251.35**	**DRC252.35**	**DRC253.35**	**DRC254.35**	**DRC255.35**	**DRC256.35**	**DRC257.35**	**DRC258.35**	**DRC259.35**			
W	800					1000						
D	400	500	600	800	1000	400	500	600	800	1000		
Code	**DRC260.35**	**DRC261.35**	**DRC262.35**	**DRC263.35**	**DRC264.35**	**DRC265.35**	**DRC266.35**	**DRC267.35**	**DRC268.35**	**DRC269.35**		
W	1200					1400						
D	400	500	600	800	1000	400	500	600	800	1000		
Code	**DRC270.35**	**DRC271.35**	**DRC272.35**	**DRC273.35**	**DRC274.35**	**DRC275.35**	**DRC276.35**	**DRC277.35**	**DRC278.35**	**DRC279.35**		
W	1600											
D	400	500	600	800	1000							
Code	**DRC280.35**	**DRC281.35**	**DRC282.35**	**DRC283.35**	**DRC284.35**							

RAIN PROTECTION ROOF FOR DRC, EC AND KA CABINETS, in painted and galvanised (Sendzimir) sheet. Page 169

W	500					700						
D	450	550	650	850	1050	450	550	650	850	1050		
FOR CABINETS WxD	400x400	400x500	400x600	400x800	400x1000	600x400	600x500	600x600	600x800	600x1000		
Code	**TP4040.35**	**TP4050.35**	**TP4060.35**	**TP4080.35**	**TP4010.35**	**TP6040.35**	**TP6050.35**	**TP6060.35**	**TP6080.35**	**TP6010.35**		
W	900					1100						
D	450	550	650	850	1050	450	550	650	850	1050		
FOR CABINETS WxD	800x400	800x500	800x600	800x800	800x1000	1000x400	1000x500	1000x600	1000x800	1000x1000		
Code	**TP8040.35**	**TP8050.35**	**TP8060.35**	**TP8080.35**	**TP8010.35**	**TP1040.35**	**TP1050.35**	**TP1060.35**	**TP1080.35**	**TP1010.35**		
W	1300					1500						
D	450	550	650	850	1050	450	550	650	850	1050		
FOR CABINETS WxD	1200x400	1200x500	1200x600	1200x800	1200x1000	1400x400	1400x500	1400x600	1400x800	1400x1000		
Code	**TP1240.35**	**TP1250.35**	**TP1260.35**	**TP1280.35**	**TP1210.35**	**TP1440.35**	**TP1450.35**	**TP1460.35**	**TP1480.35**	**TP1410.35**		
W	1700											
D	450	550	650	850	1050							
FOR CABINETS WxD	1600x400	1600x500	1600x600	1600x800	1600x1000							
Code	**TP1640.35**	**TP1650.35**	**TP1660.35**	**TP1680.35**	**TP1610.35**							

COMPONENT PROTECTION WINDOW, painted sheet FRAME, WITH TRANSPARENT PORTHOLE. Page 169

H	290	390		490	590	740	
W	590	390	590	490	590	590	
D	60						
Code	**CP5929.35**	**CP3939.35**	**CP5939.35**	**CP4949.35**	**CP5959.35**	**CP5974.35**	

ANODISED ALUMINIUM. Pag. 169

400	500	600
400	500	600
46		
CP4040	**CP5050**	**CP6060**

DRC, EC AND KA H100 mm, SINGLE AND WELDED PLINTH, in painted sheet. Page 160

W: on request						
D	400	500	600	800	1000	
Code	**DRC661.35**	**DRC662.35**	**DRC663.35**	**DRC664.35**	**DRC665.35**	

FLANGE PAIR FOR H100 mm SINGLE PLINTH, in painted sheet. Page 160

D	400	500	600	800	1000	
Code	**DRC495/1.35**	**DRC496/1.35**	**DRC497/1.35**	**DRC498/1.35**	**DRC499/1.35**	

H200 mm, SINGLE AND WELDED PLINTH. Page 160

400	500	600	800	1000	
DRC661/2.35	**DRC662/2.35**	**DRC663/2.35**	**DRC664/2.35**	**DRC665/2.35**	

FLANGE PAIR FOR H200 mm SINGLE PLINTH. Page 160

400	500	600	800	1000	
DRC495/2.35	**DRC496/2.35**	**DRC497/2.35**	**DRC498/2.35**	**DRC499/2.35**	

H200mm GROMMET PLINTH, WITH CLOSED BOTTOM (with no side flanges) FOR DRC CABINETS, in painted sheet. Page 160

H	200											
W	400					600						
D	400	500	600	800	1000	400	500	600	800	1000		
Code	**DRC459.35**	**DRC460.35**	**DRC461.35**	**DRC462.35**	**DRC463.35**	**DRC464.35**	**DRC465.35**	**DRC466.35**	**DRC467.35**	**DRC468.35**		
H	200											
W	800					1000						
D	400	500	600	800	1000	400	500	600	800	1000		
Code	**DRC469.35**	**DRC470.35**	**DRC471.35**	**DRC472.35**	**DRC473.35**	**DRC474.35**	**DRC475.35**	**DRC476.35**	**DRC477.35**	**DRC478.35**		
H	200											
W	1200					1400						
D	400	500	600	800	1000	400	500	600	800	1000		
Code	**DRC479.35**	**DRC480.35**	**DRC481.35**	**DRC482.35**	**DRC483.35**	**DRC484.35**	**DRC485.35**	**DRC486.35**	**DRC487.35**	**DRC488.35**		
H	200											
W	1600											
D	400	500	600	800	1000							
Code	**DRC489.35**	**DRC490.35**	**DRC491.35**	**DRC492.35**	**DRC493.35**							

FLANGE PAIR FOR H200 mm GROMMET PLINTH, in painted sheet.Page 160

H	200											
D	400	500	600	800	1000							
Code	**DRC495.35**	**DRC496.35**	**DRC497.35**	**DRC498.35**	**DRC499.35**							

LEVELLING FEET, with nylon base and galvanised stem. Pag. 160

DESCRIPTION	4 PIECES; M12 H. 125 STEM (only for cabinets without plinth)	4 PIECES; M 16 H. 155 STEM (to combine with threaded plugs and groomlet plinth)
Code	**DRC670**	**DRC671**

NYLON PLUGS WITH THREADED INSERT, for 40x40 tube. Page 160

DESCRIPTION	4 PIECES; M12 THREADING – to combine with 670 DRC feet	4 PIECES; M16 THREADING – to combine with 671 DRC feet
Code	**DRC871**	**DRC872**

STABILIZERS SUPPORT PAIR FOR DRC, EC KA VFR AND KM CABINETS, in painted sheet. Page 161.

W	660 for D400 cabinets	760 for D500 cabinets	860 for D600 cabinets	1060 for D800 cabinets
Code	**7104.35**	**7105.35**	**7005.35**	**7006.35**

ACCESSORIES FOR STABILIZERS SUPPORT ELEMENTS. Page 161

DESCRIPTION	4 PIECES M10 LEVELLING FEET	4 PIECES STABILIZERS WHEELS
Code	**7009**	**7010**

WHEELS SET FOR DCR, EC, KA, VFR, KM S/PLINTH. Page 161

4 WHEELS Ø 80, M12 GALVANISED STEM	
DRC500	

PRE-DRILLED SIDE CROSSBEAMS, in galvanised sheet (Sendzimir). Page 170

H	25					50						
FOR CABINETS D	400	500	600	800	1000	400	500	600	800	1000		
Code	**DRC721**	**DRC722**	**DRC723**	**DRC724**	**DRC725**	**DRC752**	**DRC753**	**DRC754**	**DRC755**	**DRC756**		
H	75											
FOR CABINETS D	400	500	600	800	1000							
Code	**DRC741**	**DRC742**	**DRC743**	**DRC744**	**DRC745**							

PRE-DRILLED VERTICAL CROSSBEAMS, in galvanised sheet (Sendzimir). Page 170

H	1700		1900		2100	
W	50	75	50	75	50	75
D	50		50		50	
Code	**DRC761**	**DRC750**	**DRC762**	**DRC751**	**DRC763**	**DRC764**

DRC accessories

PRE-DRILLED FRONT CROSSBEAMS, in galvanised sheet (Sendzimir). Page 170

H	25					50						
FOR CABINETS W	400	600	800	1000	1200	400	600	800	1000	1200		
Code	**DRC730**	**DRC726**	**DRC727**	**DRC728**	**DRC729**	**DRC735**	**DRC757**	**DRC758**	**DRC759**	**DRC760**		
H	75											
FOR CABINETS W	400	600	800	1000	1200							
Code	**DRC736**	**DRC746**	**DRC747**	**DRC748**	**DRC749**							

PRE-DRILLED BAR FOR DOOR'S INNER PART, in galvanised sheet (Sendzimir). Page 170

HxW	23x458	23x548	23x658	23x858	23x1058	
FOR CABINETS W	600	700	800	1000	1200	
Code	**DRC771**	**DRC774**	**DRC772**	**DRC773**	**DRC775**	

PRE-DRILLED BARS SET FOR DOOR'S INNER PART, FOR UL APPROVAL, in galvanized sheet (Sendzimir) – FOR DRC AND VFR. Page 170

FOR DOOR W	400	600	800	1000	1200	1400	1600					
Nr. Of pieces per set	3				6							
Code	**DRC-FRUL4**	**DRC-FRUL6**	**DRC-FRUL8**	**DRC-FRUL10**	**DRC-FRUL12**	**DRC-FRUL14**	**DRC-FRUL16**					

PRE-DRILLED SIDE CROSSBEAMS SET FOR DOOR'S INNER PART, FOR UL APPROVAL, in galvanized sheet (Sendzimir) – FOR DRC AND VFR. Page 171

FOR CABINETS D	400	500	600	800	1000	
Nr. Of pieces per set	6	6	6	6	6	
Code	**DRC-LTUL4**	**DRC-LTUL5**	**DRC-LTUL6**	**DRC-LTUL8**	**DRC-LTUL10**	

PRE-DRILLED BAR TO SUPPORT CABLES FOR DRC, KA, VFR, KM CABINETS in galvanized sheet (Sendzimir) Page 171

W	400	600	800	1000	1200	1400	1600					
Code	**DRC704**	**DRC705**	**DRC706**	**DRC707**	**DRC708**	**DRC709**	**DRC710**					

CONVERTER SUPPORT PAIR, TO BE INSTALLED IN WIDTH ON DRC, EC AND KA CABINETS, in galvanized sheet (Sendzimir). Page 171

W	600	800	1000	1200	1400	1600
Code	**DRC901**	**DRC902**	**DRC903**	**DRC904**	**DRC895**	**DRC894**

CONVERTER CROSSBEAMS PAIR 30/10 THICK, TO BE INSTALLED IN DEPTH ON DRC CABINETS, in galvanized sheet (Sendzimir). Page 171

D	400	500	600	800	1000	
Code	**DRC1001**	**DRC1002**	**DRC1003**	**DRC1004**	**DRC1005**	

CONVERTER CROSSBEAMS PAIR, TO BE INSTALLED IN DEPTH ON DRC, EC AND KA CABINETS, in galvanized sheet (Sendzimir). Page 171

D	400	500	600	800	1000	
Code	**DRC994**	**DRC995**	**DRC996**	**DRC997**	**DRC998**	

TELESCOPIC SPACER PAIR FOR INTERNAL PLATE INSTALLATION, in galvanised sheet (Sendzimir). Page 172

FOR CABINETS D	400	500	600			
Code	**DRC96**	**DRC97**	**DRC98**			

RAL2004 painted sheet DIAGRAM BAG. Page 172

FOR CABINETS W mm	400 (W247xH197xD54)	600 (W447xH197xD54)	700 (W547xH197xD54)	800 (W647xH197xD54)	1000 (W847xH197xD54)
Code	**DRC785**	**DRC781**	**DRC784**	**DRC782**	**DRC783**

In PVC, with double-sided tape. Page 172

A4 (W230xH220xD30)	
DRC926	

LIFTING SYSTEM - EN62208, EN 61439-1 APPROVAL. Page 172-173

DESCRIPTION	M12 ZAMAK EYEBOLT, galvanised	DOUBLE EYEBOLT, in painted sheet	CROSSBEAM PAIR, angle profile (depending on cabinets dimensions)
Code	**DRC910**	**DRC910B.35**	**DRC99.35**

JOINING SET FOR CABINETS. Page 173

DESCRIPTION	JOINING SET WITH GALVANISED SCREWS AND GASKET
Code	**DRC938**

Page173

SIDE-BY-SIDE INSTALLATION SET, WITH REINFORCING SECTIONS, SCREWS AND GASKET.
DRC939

PC SUPPORT FLAP SHELVES TO BE INSTALLED IN DOOR'S INNER PART, in painted sheet. Page. 173

FOR DOOR W	600	700	800	1000		
Code	**DRC777.35**	**DRC791.35**	**DRC778.35**	**DRC779.35**		

technical data subject to change without notice

RC:
Side cabinet for cable management, to be combined with DRC, KA and EC cabinets at the ends of an in-line setting.

Casing:
1,5 mm thick carbon steel; welded monobloc structure; solid roof and bottom, open back panel.

Internal plate:
BY SEPARATED ORDERING
2,5 mm thick galvanised steel sheet (Sendzimir); front installation.

Solid door:
1,8 mm thick steel sheet; polyurethane sealing gasket; 20x20 mm pre-drilled tubular frame. 100° standard opening with reversible right hinges. Standard central locking systems with double-comb tool insert and 4 anchor points. Other configurations are available.

Earthing:
M6 pins to be welded on structure and doors.

Painting:
Thermosetting powders.

Material:
1,5/1,8 mm thick carbon steel sheet.

Standard colours:
RAL7035 textured
RAL7032 on request
Plinth: RAL7009 textured

Degree of Protection and Approvals:

*IP55 EN 62 208 • EN 61 439-1
IK10 EN 62 208 • EN 61 439-1

EN 62 208 • EN 61 439-1

2011/65/CE

1272/2008/CE

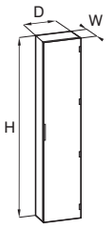

* To be combined with DRC/KA/EC cabinets in in-line configuration

1 - By separated ordering: plinth and internal plate

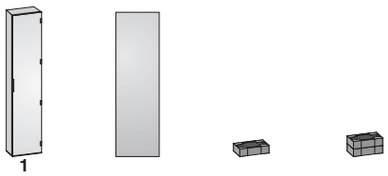

Dimensions (mm)			Doors	RC	Plate	Plinth	Plinth
H	W	D	number of doors	solid door	Front-installation internal plate	H 100	H 200
1800	200	400	1	RC560.35	RC661	DRC531	DRC541
		500	1	RC561.35	RC662	DRC532	DRC542
		600	1	RC562.35	RC663	DRC533	DRC543
		800	1	RC563.35	RC664	DRC534	DRC544
	300	400	1	RC564.35	RC661	DRC536	DRC546
		500	1	RC565.35	RC662	DRC537	DRC547
		600	1	RC566.35	RC663	DRC538	DRC548
		800	1	RC567.35	RC664	DRC539	DRC549
	400	400	1	RC568.35	RC661	DRC557	DRC562
		500	1	RC569.35	RC662	DRC558	DRC563
		600	1	RC570.35	RC663	DRC559	DRC564
		800	1	RC571.35	RC664	DRC560	DRC565
2000	200	400	1	RC572.35	RC665	DRC531	DRC541
		500	1	RC573.35	RC666	DRC532	DRC542
		600	1	RC574.35	RC667	DRC533	DRC543
		800	1	RC575.35	RC668	DRC534	DRC544
	300	400	1	RC576.35	RC665	DRC536	DRC546
		500	1	RC577.35	RC666	DRC537	DRC547
		600	1	RC578.35	RC667	DRC538	DRC548
		800	1	RC579.35	RC668	DRC539	DRC549
	400	400	1	RC580.35	RC665	DRC557	DRC562
		500	1	RC581.35	RC666	DRC558	DRC563
		600	1	RC582.35	RC667	DRC559	DRC564
		800	1	RC583.35	RC668	DRC560	DRC565
2200	200	400	1	RC584.35	RC669	DRC531	DRC541
		500	1	RC585.35	RC670	DRC532	DRC542
		600	1	RC586.35	RC671	DRC533	DRC543
		800	1	RC587.35	RC672	DRC534	DRC544
	300	400	1	RC588.35	RC669	DRC536	DRC546
		500	1	RC589.35	RC670	DRC537	DRC547
		600	1	RC590.35	RC671	DRC538	DRC548
		800	1	RC591.35	RC672	DRC539	DRC549
	400	400	1	RC592.35	RC669	DRC557	DRC562
		500	1	RC593.35	RC670	DRC558	DRC563
		600	1	RC594.35	RC671	DRC559	DRC564
		800	1	RC595.35	RC672	DRC560	DRC565

KA cabinets H1400/1600/1800

Structure:
1,5 mm thick steel sheet drawn-columns bearing frame, welded on roof and bottom.
25 mm pitch drilling scheme.

Side and back panels:
1,5 mm thick steel sheet; polyurethane sealing gasket; fixed to structure.

Internal plate:
2 mm thick galvanised steel sheet (Sendzimir), with front or side installation by means of sliding guides; adjustable depth.

Solid door:
1,8 mm thick steel sheet; 20x20 mm pre-drilled tubular frame; polyurethane sealing gasket. 100° standard opening with reversible right hinges. Standard central locking systems with double-comb tool insert and 4 anchor points. Other configurations are available.

Cable entry flange:
1,5 mm steel sheet; it consists in 2 or 3 parts, with neoprene cable-tie gasket.

Earthing:
M6 pins to be welded on structure, doors and panels.

Painting:
Thermosetting powders.

Material:
1,5/1,8 mm thick carbon steel sheet.

Standard colours:
RAL7035 textured
RAL7032 on request
Plinth: RAL7009 textured

Degree of Protection and Approvals:

IP55 EN 62 208 • EN 61 439-1
IK10 EN 62 208 • EN 61 439-1

EN 62 208 • EN 61 439-1

TYPE 1, 12 • Standard 508
NEMA 1, 12 • Standard 250

2011/65/CE

1272/2008/CE

technical data subject to change without notice

1 By separated ordering: door, back panel, internal plate, sides panels and plinths.

2 By separated ordering: plinth and side panels (internal plate is included)

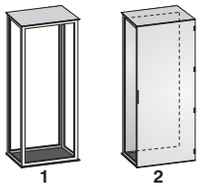

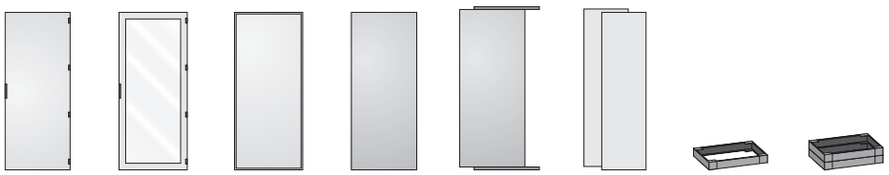

Dimensions (mm) H	W	D	Doors number of doors	KA SS structure	KA solid door, internal plate and back panel	Solid Door	Glass Door	Back panel	Plate Front-installation internal plate	Plate Side-installation internal plate	Side Panels (pair)	Plinth H 100	Plinth H 200
1400	600	400	1	KA6144SS.35	KA6144.35	VFR801.35	VFR801P.35	VFR811.35	VFR101	DRC235	KA1440.35	DRC601	DRC621
		500	1	KA6145SS.35	KA6145.35	VFR801.35	VFR801P.35	VFR811.35	VFR101	DRC235	KA1450.35	DRC602	DRC622
		600	1	KA6146SS.35	KA6146.35	VFR801.35	VFR801P.35	VFR811.35	VFR101	DRC235	KA1460.35	DRC603	DRC623
	800	400	1	KA8144SS.35	KA8144.35	VFR802.35	VFR802P.35	VFR812.35	VFR102	DRC236	KA1440.35	DRC606	DRC626
		500	1	KA8145SS.35	KA8145.35	VFR802.35	VFR802P.35	VFR812.35	VFR102	DRC236	KA1450.35	DRC607	DRC627
		600	1	KA8146SS.35	KA8146.35	VFR802.35	VFR802P.35	VFR812.35	VFR102	DRC236	KA1460.35	DRC608	DRC628
	1200	400	2	KA12144SS.35	KA12144.35	VFR806.35	VFR806P.35	VFR816.35	VFR106	DRC237	KA1440.35	DRC616	DRC636
		500	2	KA12145SS.35	KA12145.35	VFR806.35	VFR806P.35	VFR816.35	VFR106	DRC237	KA1450.35	DRC617	DRC637
		600	2	KA12146SS.35	KA12146.35	VFR806.35	VFR806P.35	VFR816.35	VFR106	DRC237	KA1460.35	DRC618	DRC638
1600	400	400	1	KA4164SS.35	KA4164.35	VFR808.35	-	VFR818.35	VFR108	DRC249	KA1640.35	DRC557	DRC562
		500	1	KA4165SS.35	KA4165.35	VFR808.35	-	VFR818.35	VFR108	DRC249	KA1650.35	DRC558	DRC563
		600	1	KA4166SS.35	KA4166.35	VFR808.35	-	VFR818.35	VFR108	DRC249	KA1660.35	DRC559	DRC564
	600	400	1	KA6164SS.35	KA6164.35	VFR803.35	VFR803P.35	VFR813.35	VFR103	DRC238	KA1640.35	DRC601	DRC621
		500	1	KA6165SS.35	KA6165.35	VFR803.35	VFR803P.35	VFR813.35	VFR103	DRC238	KA1650.35	DRC602	DRC622
		600	1	KA6166SS.35	KA6166.35	VFR803.35	VFR803P.35	VFR813.35	VFR103	DRC238	KA1660.35	DRC603	DRC623
	800	400	1	KA8164SS.35	KA8164.35	VFR804.35	VFR804P.35	VFR814.35	VFR104	DRC239	KA1640.35	DRC606	DRC626
		500	1	KA8165SS.35	KA8165.35	VFR804.35	VFR804P.35	VFR814.35	VFR104	DRC239	KA1650.35	DRC607	DRC627
		600	1	KA8166SS.35	KA8166.35	VFR804.35	VFR804P.35	VFR814.35	VFR104	DRC239	KA1660.35	DRC608	DRC628
	1000	400	1	KA10164SS.35	KA10164.35	VFR805.35	VFR805P.35	VFR815.35	VFR105	DRC240	KA1640.35	DRC611	DRC631
		500	1	KA10165SS.35	KA10165.35	VFR805.35	VFR805P.35	VFR815.35	VFR105	DRC240	KA1650.35	DRC612	DRC632
		600	1	KA10166SS.35	KA10166.35	VFR805.35	VFR805P.35	VFR815.35	VFR105	DRC240	KA1660.35	DRC613	DRC633
	1200	400	2	KA12164SS.35	KA12164.35	VFR807.35	VFR807P.35	VFR817.35	VFR107	DRC241	KA1640.35	DRC616	DRC636
		500	2	KA12165SS.35	KA12165.35	VFR807.35	VFR807P.35	VFR817.35	VFR107	DRC241	KA1650.35	DRC617	DRC637
		600	2	KA12166SS.35	KA12166.35	VFR807.35	VFR807P.35	VFR817.35	VFR107	DRC241	KA1660.35	DRC618	DRC638
1800	400	400	1	KA4184SS.35	KA4184.35	DRC798.35	-	DRC793.35	DRC100	DRC243	KA1840.35	DRC557	DRC562
		500	1	KA4185SS.35	KA4185.35	DRC798.35	-	DRC793.35	DRC100	DRC243	KA1850.35	DRC558	DRC563
		600	1	KA4186SS.35	KA4186.35	DRC798.35	-	DRC793.35	DRC100	DRC243	KA1860.35	DRC559	DRC564
		800	1	KA4188SS.35	KA4188.35	DRC798.35	-	DRC793.35	DRC100	DRC243	KA1880.35	DRC560	DRC565
	600	400	1	KA6184SS.35	KA6184.35	DRC801.35	DRC801P.35	DRC811.35	DRC101	DRC217	KA1840.35	DRC601	DRC621
		500	1	KA6185SS.35	KA6185.35	DRC801.35	DRC801P.35	DRC811.35	DRC101	DRC217	KA1850.35	DRC602	DRC622
		600	1	KA6186SS.35	KA6186.35	DRC801.35	DRC801P.35	DRC811.35	DRC101	DRC217	KA1860.35	DRC603	DRC623
		800	1	KA6188SS.35	KA6188.35	DRC801.35	DRC801P.35	DRC811.35	DRC101	DRC217	KA1880.35	DRC604	DRC624
	800	400	1	KA8184SS.35	KA8184.35	DRC802.35	DRC802P.35	DRC812.35	DRC102	DRC218	KA1840.35	DRC606	DRC626
		500	1	KA8185SS.35	KA8185.35	DRC802.35	DRC802P.35	DRC812.35	DRC102	DRC218	KA1850.35	DRC607	DRC627
		600	1	KA8186SS.35	KA8186.35	DRC802.35	DRC802P.35	DRC812.35	DRC102	DRC218	KA1860.35	DRC608	DRC628
		800	1	KA8188SS.35	KA8188.35	DRC802.35	DRC802P.35	DRC812.35	DRC102	DRC218	KA1880.35	DRC609	DRC629
	1000	400	1	KA10184SS.35	KA10184.35	DRC803.35	DRC803P.35	DRC813.35	DRC103	DRC219	KA1840.35	DRC611	DRC631
		500	1	KA10185SS.35	KA10185.35	DRC803.35	DRC803P.35	DRC813.35	DRC103	DRC219	KA1850.35	DRC612	DRC632
		600	1	KA10186SS.35	KA10186.35	DRC803.35	DRC803P.35	DRC813.35	DRC103	DRC219	KA1860.35	DRC613	DRC633
		800	1	KA10188SS.35	KA10188.35	DRC803.35	DRC803P.35	DRC813.35	DRC103	DRC219	KA1880.35	DRC614	DRC634
	1200	400	2	KA12184SS.35	KA12184.35	DRC804.35	DRC804P.35	DRC814.35	DRC104	DRC220	KA1840.35	DRC616	DRC636
		500	2	KA12185SS.35	KA12185.35	DRC804.35	DRC804P.35	DRC814.35	DRC104	DRC220	KA1850.35	DRC617	DRC637
		600	2	KA12186SS.35	KA12186.35	DRC804.35	DRC804P.35	DRC814.35	DRC104	DRC220	KA1860.35	DRC618	DRC638
		800	2	KA12188SS.35	KA12188.35	DRC804.35	DRC804P.35	DRC814.35	DRC104	DRC220	KA1880.35	DRC619	DRC639
	1400	400	2	KA14184SS.35	KA14184.35	DRC809.35	DRC809P.35	DRC819.35	DRC109	DRC221	KA1840.35	DRC641	DRC651
		500	2	KA14185SS.35	KA14185.35	DRC809.35	DRC809P.35	DRC819.35	DRC109	DRC221	KA1850.35	DRC642	DRC652
		600	2	KA14186SS.35	KA14186.35	DRC809.35	DRC809P.35	DRC819.35	DRC109	DRC221	KA1860.35	DRC643	DRC653
		800	2	KA14188SS.35	KA14188.35	DRC809.35	DRC809P.35	DRC819.35	DRC109	DRC221	KA1880.35	DRC644	DRC654
	1600	400	2	KA16184SS.35	KA16184.35	DRC810.35	DRC810P.35	DRC820.35	DRC110	DRC222	KA1840.35	DRC646	DRC656
		500	2	KA16185SS.35	KA16185.35	DRC810.35	DRC810P.35	DRC820.35	DRC110	DRC222	KA1850.35	DRC647	DRC657
		600	2	KA16186SS.35	KA16186.35	DRC810.35	DRC810P.35	DRC820.35	DRC110	DRC222	KA1860.35	DRC648	DRC658

KA cabinets H2000/2200

1 By separated ordering: door, back panel, internal plate, sides panels and plinths.

2 By separated ordering: plinth and side panels (internal plate is included)

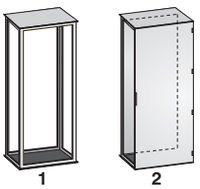

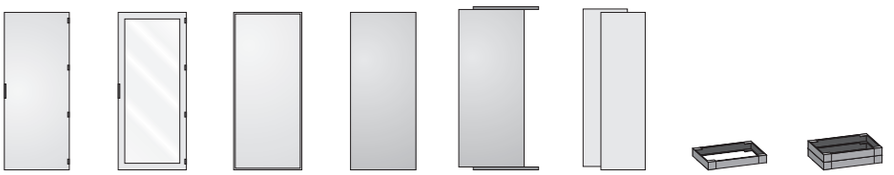

Dimensions (mm) H	W	D	Doors number of doors	KA SS structure	KA solid door, internal plate and back panel	Solid Door	Glass Door	Back panel	Plate Front-installation internal plate	Plate Side-installation internal plate	Side Panels (pair)	Plinth H 100	Plinth H 200
2000	400	400	1	KA4204SS.35	KA4204.35	DRC799.35	-	DRC795.35	DRC119	DRC242	KA2040.35	DRC557	DRC562
		500	1	KA4205SS.35	KA4205.35	DRC799.35	-	DRC795.35	DRC119	DRC242	KA2050.35	DRC558	DRC563
		600	1	KA4206SS.35	KA4206.35	DRC799.35	-	DRC795.35	DRC119	DRC242	KA2060.35	DRC559	DRC564
		800	1	KA4208SS.35	KA4208.35	DRC799.35	-	DRC795.35	DRC119	DRC242	KA2080.35	DRC560	DRC565
	600	400	1	KA6204SS.35	KA6204.35	DRC805.35	DRC805P.35	DRC815.35	DRC105	DRC223	KA2040.35	DRC601	DRC621
		500	1	KA6205SS.35	KA6205.35	DRC805.35	DRC805P.35	DRC815.35	DRC105	DRC223	KA2050.35	DRC602	DRC622
		600	1	KA6206SS.35	KA6206.35	DRC805.35	DRC805P.35	DRC815.35	DRC105	DRC223	KA2060.35	DRC603	DRC623
		800	1	KA6208SS.35	KA6208.35	DRC805.35	DRC805P.35	DRC815.35	DRC105	DRC223	KA2080.35	DRC604	DRC624
	800	400	1	KA8204SS.35	KA8204.35	DRC806.35	DRC806P.35	DRC816.35	DRC106	DRC224	KA2040.35	DRC606	DRC626
		500	1	KA8205SS.35	KA8205.35	DRC806.35	DRC806P.35	DRC816.35	DRC106	DRC224	KA2050.35	DRC607	DRC627
		600	1	KA8206SS.35	KA8206.35	DRC806.35	DRC806P.35	DRC816.35	DRC106	DRC224	KA2060.35	DRC608	DRC628
		800	1	KA8208SS.35	KA8208.35	DRC806.35	DRC806P.35	DRC816.35	DRC106	DRC224	KA2080.35	DRC609	DRC629
	1000	400	1	KA10204SS.35	KA10204.35	DRC807.35	DRC807P.35	DRC817.35	DRC107	DRC225	KA2040.35	DRC611	DRC631
		500	1	KA10205SS.35	KA10205.35	DRC807.35	DRC807P.35	DRC817.35	DRC107	DRC225	KA2050.35	DRC612	DRC632
		600	1	KA10206SS.35	KA10206.35	DRC807.35	DRC807P.35	DRC817.35	DRC107	DRC225	KA2060.35	DRC613	DRC633
		800	1	KA10208SS.35	KA10208.35	DRC807.35	DRC807P.35	DRC817.35	DRC107	DRC225	KA2080.35	DRC614	DRC634
	1200	400	2	KA12204SS.35	KA12204.35	DRC808.35	DRC808P.35	DRC818.35	DRC108	DRC226	KA2040.35	DRC616	DRC636
		500	2	KA12205SS.35	KA12205.35	DRC808.35	DRC808P.35	DRC818.35	DRC108	DRC226	KA2050.35	DRC617	DRC637
		600	2	KA12206SS.35	KA12206.35	DRC808.35	DRC808P.35	DRC818.35	DRC108	DRC226	KA2060.35	DRC618	DRC638
		800	2	KA12208SS.35	KA12208.35	DRC808.35	DRC808P.35	DRC818.35	DRC108	DRC226	KA2080.35	DRC619	DRC639
	1400	400	2	KA14204SS.35	KA14204.35	DRC809/2.35	DRC809/2P.35	DRC821.35	DRC111	DRC227	KA2040.35	DRC641	DRC651
		500	2	KA14205SS.35	KA14205.35	DRC809/2.35	DRC809/2P.35	DRC821.35	DRC111	DRC227	KA2050.35	DRC642	DRC652
		600	2	KA14206SS.35	KA14206.35	DRC809/2.35	DRC809/2P.35	DRC821.35	DRC111	DRC227	KA2060.35	DRC643	DRC653
	1600	400	2	KA16204SS.35	KA16204.35	DRC810/2.35	DRC810/2P.35	DRC822.35	DRC112	DRC228	KA2040.35	DRC646	DRC656
		500	2	KA16205SS.35	KA16205.35	DRC810/2.35	DRC810/2P.35	DRC822.35	DRC112	DRC228	KA2050.35	DRC647	DRC657
		600	2	KA16206SS.35	KA16206.35	DRC810/2.35	DRC810/2P.35	DRC822.35	DRC112	DRC228	KA2060.35	DRC648	DRC658
2200	400	400	1	KA4224SS.35	KA4224.35	DRC800.35	-	DRC797.35	DRC120	DRC244	KA2240.35	DRC557	DRC562
		500	1	KA4225SS.35	KA4225.35	DRC800.35	-	DRC797.35	DRC120	DRC244	KA2250.35	DRC558	DRC563
		600	1	KA4226SS.35	KA4226.35	DRC800.35	-	DRC797.35	DRC120	DRC244	KA2260.35	DRC559	DRC564
		800	1	KA4228SS.35	KA4228.35	DRC800.35	-	DRC797.35	DRC120	DRC244	KA2280.35	DRC560	DRC565
	600	400	1	KA6224SS.35	KA6224.35	DRC810/3.35	DRC810/3P.35	DRC823.35	DRC113	DRC229	KA2240.35	DRC601	DRC621
		500	1	KA6225SS.35	KA6225.35	DRC810/3.35	DRC810/3P.35	DRC823.35	DRC113	DRC229	KA2250.35	DRC602	DRC622
		600	1	KA6226SS.35	KA6226.35	DRC810/3.35	DRC810/3P.35	DRC823.35	DRC113	DRC229	KA2260.35	DRC603	DRC623
		800	1	KA6228SS.35	KA6228.35	DRC810/3.35	DRC810/3P.35	DRC823.35	DRC113	DRC229	KA2280.35	DRC604	DRC624
	800	400	1	KA8224SS.35	KA8224.35	DRC810/4.35	DRC810/4P.35	DRC824.35	DRC114	DRC230	KA2240.35	DRC606	DRC626
		500	1	KA8225SS.35	KA8225.35	DRC810/4.35	DRC810/4P.35	DRC824.35	DRC114	DRC230	KA2250.35	DRC607	DRC627
		600	1	KA8226SS.35	KA8226.35	DRC810/4.35	DRC810/4P.35	DRC824.35	DRC114	DRC230	KA2260.35	DRC608	DRC628
		800	1	KA8228SS.35	KA8228.35	DRC810/4.35	DRC810/4P.35	DRC824.35	DRC114	DRC230	KA2280.35	DRC609	DRC629
	1000	400	1	KA10224SS.35	KA10224.35	DRC810/5.35	DRC810/5P.35	DRC825.35	DRC115	DRC231	KA2240.35	DRC611	DRC631
		500	1	KA10225SS.35	KA10225.35	DRC810/5.35	DRC810/5P.35	DRC825.35	DRC115	DRC231	KA2250.35	DRC612	DRC632
		600	1	KA10226SS.35	KA10226.35	DRC810/5.35	DRC810/5P.35	DRC825.35	DRC115	DRC231	KA2260.35	DRC613	DRC633
		800	1	KA10228SS.35	KA10228.35	DRC810/5.35	DRC810/5P.35	DRC825.35	DRC115	DRC231	KA2280.35	DRC614	DRC634
	1200	400	2	KA12224SS.35	KA12224.35	DRC810/6.35	DRC810/6P.35	DRC826.35	DRC116	DRC232	KA2240.35	DRC616	DRC636
		500	2	KA12225SS.35	KA12225.35	DRC810/6.35	DRC810/6P.35	DRC826.35	DRC116	DRC232	KA2250.35	DRC617	DRC637
		600	2	KA12226SS.35	KA12226.35	DRC810/6.35	DRC810/6P.35	DRC826.35	DRC116	DRC232	KA2260.35	DRC618	DRC638
		800	2	KA12228SS.35	KA12228.35	DRC810/6.35	DRC810/6P.35	DRC826.35	DRC116	DRC232	KA2280.35	DRC619	DRC639
	1400	500	2	KA14225SS.35	KA14225.35	DRC810/7.35	DRC810/7P.35	DRC827.35	DRC117	DRC233	KA2250.35	DRC642	DRC652
		600	2	KA14226SS.35	KA14226.35	DRC810/7.35	DRC810/7P.35	DRC827.35	DRC117	DRC233	KA2260.35	DRC643	DRC653
	1600	500	2	KA16225SS.35	KA16225.35	DRC810/8.35	DRC810/8P.35	DRC828.35	DRC118	DRC234	KA2250.35	DRC647	DRC657
		600	2	KA16226SS.35	KA16226.35	DRC810/8.35	DRC810/8P.35	DRC828.35	DRC118	DRC234	KA2260.35	DRC648	DRC658

SOLID DOOR WITH 180° HINGES. Page 162

H	1400				1600							
W	600	800	1000	2x600	400	600	800	1000	2x600			
Code	**DRC840.35**	**DRC841.35**	**DRC869.35**	**DRC842.35**	**DRC843.35**	**DRC844.35**	**DRC845.35**	**DRC846.35**	**DRC847.35**			
H	1800											
W	400	600	800	1000	2x600	2x700	2x800					
Code	**DRC848.35**	**DRC849.35**	**DRC850.35**	**DRC851.35**	**DRC852.35**	**DRC853.35**	**DRC854.35**					
H	2000											
W	400	600	800	1000	2x600	2x700	2x800					
Code	**DRC855.35**	**DRC856.35**	**DRC857.35**	**DRC858.35**	**DRC859.35**	**DRC860.35**	**DRC861.35**					
H	2200											
W	400	600	800	1000	2x600	2x700	2x800					
Code	**DRC862.35**	**DRC863.35**	**DRC864.35**	**DRC865.35**	**DRC866.35**	**DRC867.35**	**DRC868.35**					

HINGED DOORS (PAIR) FOR L800/1000 mm CABINETS. Page 162

H	1400		1600		1800		2000		2200			
W	400+400	500+500	400+400	500+500	400+400	500+500	400+400	500+500	400+400	500+500		
Code	**DRC880.35**	**DRC881.35**	**DRC882.35**	**DRC883.35**	**DRC884.35**	**DRC885.35**	**DRC886.35**	**DRC887.35**	**DRC888.35**	**DRC889.35**		

RIGHT SOLID HINGED DOOR, WITH (reversible) LOCK, in painted sheet. Page 163

H	1400	1600	1800			2000			2200			
W	600	600	600	700	800	600	700	800	600	700	800	
Code	**DRC420.35**	**DRC422.35**	**DRC440.35**	**DRC442.35**	**DRC444.35**	**DRC446.35**	**DRC448.35**	**DRC450.35**	**DRC452.35**	**DRC454.35**	**DRC456.35**	

LEFT SOLID HINGED DOOR (reversible), in painted sheet. Page 163

H	1400	1600	1800			2000			2200			
W	600	600	600	700	800	600	700	800	600	700	800	
Code	**DRC421.35**	**DRC423.35**	**DRC441.35**	**DRC443.35**	**DRC445.35**	**DRC447.35**	**DRC449.35**	**DRC451.35**	**DRC453.35**	**DRC455.35**	**DRC457.35**	

SINGLE SIDE PANEL, in painted sheet. Page 162

H	1373			1573			1773					
W	350	450	550	350	450	550	350	450	550	750		
Code	**KA1440.35S**	**KA1450.35S**	**KA1460.35S**	**KA1640.35S**	**KA1650.35S**	**KA1660.35S**	**KA1840.35S**	**KA1850.35S**	**KA1860.35S**	**KA1880.35S**		
H	1973				2173							
W	350	450	550	750	350	450	550	750				
Code	**KA2040.35S**	**KA2050.35S**	**KA2060.35S**	**KA2080.35S**	**KA2240.35S**	**KA2250.35S**	**KA2260.35S**	**KA2280.35S**				

INTERNAL DOOR, in painted sheet. Page 164

H	1260				1460							
W	470	670	870	2x530	470	670	870	2x530				
FOR CABINETS HxW	1400x600	1400x800	1400x1000	1400x1200	1600x600	1600x800	1600x1000	1600x1200				
Code	**VFR381.35**	**VFR382.35**	**VFR389.35**	**VFR386.35**	**VFR383.35**	**VFR384.35**	**VFR385.35**	**VFR387.35**				
H	1660						1860					
W	470	670	870	2x530	2x630	2x730	470	670	870	2x530	2x630	2x730
FOR CABINETS HxW	1800x600	1800x800	1800x1000	1800x1200	1800x1400	1800x1600	2000x600	2000x800	2000x1000	2000x1200	2000x1400	2000x1600
Code	**DRC381.35**	**DRC382.35**	**DRC383.35**	**DRC384.35**	**DRC384/1.35**	**DRC384/2.35**	**DRC385.35**	**DRC386.35**	**DRC387.35**	**DRC388.35**	**DRC388/1.35**	**DRC388/2.35**
H	2060											
W	470	670	870	2x530	2x630	2x730						
FOR CABINETS HxW	2200x600	2200x800	2200x1000	2200x1200	2200x1400	2200x1600						
Code	**DRC389.35**	**DRC390.35**	**DRC391.35**	**DRC392.35**	**DRC393.35**	**DRC394.35**						

KA accessories

FIXED SUPPORTS (TO BE FIXED TO CABINET'S STRUCTURE) FOR 19" RACK SYSTEMS (pair), in galvanised sheet (Sendzimir). Pag. 166

H	1100	1300	1500	1700	1900	2100						
N° HE	24	29	33	38	42	47						
FOR CABINETS HxW	1200x600	1400x600	1600x600	1800x600	2000x600	2200x600						
Code	**DRC411**	**DRC412**	**DRC413**	**DRC414**	**DRC415**	**DRC416**						

HE PANELS FOR 19" RACK SYSTEMS, in painted sheet. Page 166

H	43,85	88,30	132,75	177,20	221,65	266,10	310,55	355,00	398,20	444,00	533,20	621,80
N° HE	1	2	3	4	5	6	7	8	9	10	12	14
Code	**6551.35**	**6552.35**	**6553.35**	**6554.35**	**6555.35**	**6556.35**	**6557.35**	**6558.35**	**6559.35**	**6560.35**	**6561.35**	**6562.35**
H	710,70	888,50	1066,30									
N° HE	16	20	24									
Code	**6563.35**	**6564.35**	**6565.35**									

PITCH FRAME FOR 19" RACK, in painted sheet. Page 165

N° HE	24	29	33	38	42							
FOR CABINETS HxW	1400x600	1600x600	1800x600	2000x600	2200x600							
Code	**DRC396.35**	**DRC397.35**	**DRC398.35**	**DRC399.35**	**DRC400.35**							

CONSOLE FOR DRC, EC, KA, VFR, KM CABINET'S DOOR, in painted sheet. Page 164.

FOR DOOR W	600	800	1000									
Code	**DRC511.35**	**DRC512.35**	**DRC513.35**									

Painted-sheet DOOR, WITH KEYBOARD AND MOUSE SUPPORTING SYSTEM AND TEMPERED GLASS PORTHOLE. Page 164

H	1800		2000		2200							
W	800	1000	800	1000	800	1000						
Code	**DRC551.35**	**DRC552.35**	**DRC553.35**	**DRC554.35**	**DRC555.35**	**DRC556.35**						

INTERMEDIATE JUNCTION PLATE FOR DRC, EC AND KA IN-LINE SETTINGS (with front-installation plate), in galvanised sheet (Sendzimir). Page 166

H	1285	1485	1685	1885	2085							
W	100											
FOR CABINETS H	1400	1600	1800	2000	2200							
Code	**DRC124**	**DRC125**	**DRC121**	**DRC122**	**DRC123**							

PARTIAL INTERNAL PLATE, in galvanised sheet (Sendzimir) – TO COMBINE WITH SIDE CROSSBEAMS (4 pieces) PAGE 25. Pag. 167

H	200	300	400	500	700	900	200	300	400	500		
W	498						698					
FOR CABINETS W	600						800					
Code	**DRC201**	**DRC202**	**DRC203**	**DRC204**	**DRC298**	**DRC299**	**DRC205**	**DRC206**	**DRC207**	**DRC208**		
H	200	300	400	500	200	300	400	500				
W	898				1098							
FOR CABINETS W	1000				1200							
Code	**DRC209**	**DRC210**	**DRC211**	**DRC212**	**DRC213**	**DRC214**	**DRC215**	**DRC216**				

HORIZONTAL DIVIDING ELEMENT FOR DRC, EC AND KA WITHOUT INTERNAL PLATE, in galvanised sheet (Sendzimir). Page 167

W	600				800				1000			
D	340	440	540	740	340	440	540	740	340	440	540	740
FOR CABINETS WxD	600x400	600x500	600x600	600x800	800x400	800x500	800x600	800x800	1000x400	1000x500	1000x600	1000x800
Code	**DRC301**	**DRC302**	**DRC303**	**DRC304**	**DRC306**	**DRC307**	**DRC308**	**DRC309**	**DRC311**	**DRC312**	**DRC313**	**DRC314**
W	1200											
D	340	440	540	740								
FOR CABINETS WxD	1200x400	1200x500	1200x600	1200x800								
Code	**DRC316**	**DRC317**	**DRC318**	**DRC319**								

HORIZONTAL DIVIDING ELEMENT FOR DRC, EC AND KA WITHOUT INTERNAL PLATE, in galvanised sheet (Sendzimir). Page 167

W	600				800				1000			
D	300	400	500	700	300	400	500	700	300	400	500	700
FOR CABINETS WxD	600x400	600x500	600x600	600x800	800x400	800x500	800x600	800x800	1000x400	1000x500	1000x600	1000x800
Code	**DRC321**	**DRC322**	**DRC323**	**DRC324**	**DRC326**	**DRC327**	**DRC328**	**DRC329**	**DRC331**	**DRC332**	**DRC333**	**DRC334**
W	1200											
D	300	400	500	700								
FOR CABINETS WxD	1200x400	1200x500	1200x600	1200x800								
Code	**DRC336**	**DRC337**	**DRC338**	**DRC339**								

REMOVABLE SHELVES ON TELESCOPIC GUIDES, in painted sheet. Page 167

W	475				675				875			
D	250	350	450	650	250	350	450	650	250	350	450	650
FOR CABINETS WxD	600x400	600x500	600x600	600x800	800x400	800x500	800x600	800x800	1000x400	1000x500	1000x600	1000x800
Code	**DRC285.35**	**DRC286.35**	**DRC287.35**	**DRC288.35**	**DRC289.35**	**DRC290.35**	**DRC291.35**	**DRC292.35**	**DRC293.35**	**DRC294.35**	**DRC295.35**	**DRC296.35**

SOLID VERTICAL DIVIDING ELEMENT, in galvanised sheet (Sendzimir). Page 168



H	1300			1500			1700					
W	250	350	450	250	350	450	250	350	450	650		
FOR CABINETS HxD	1400x400	1400x500	1400x600	1600x400	1600x500	1600x600	1800x400	1800x500	1800x600	1800x800		
Code	**DRC829**	**DRC830**	**DRC831**	**DRC832**	**DRC833**	**DRC834**	**DRC681**	**DRC682**	**DRC683**	**DRC684**		
H	1900				2100							
W	250	350	450	650	250	350	450	650				
FOR CABINETS HxD	2000x400	2000x500	2000x600	2000x800	2200x400	2200x500	2200x600	2200x800				
Code	**DRC686**	**DRC687**	**DRC688**	**DRC689**	**DRC691**	**DRC692**	**DRC693**	**DRC694**				

VERTICAL DIVIDING ELEMENT WITH HOLES FOR CONNECTORS, in galvanised sheet (Sendzimir). Page 168



H	1300			1500			1700					
W	250	350	450	250	350	450	250	350	450	650		
FOR CABINETS HxD	1400x400	1400x500	1400x600	1600x400	1600x500	1600x600	1800x400	1800x500	1800x600	1800x800		
Number of holes	21	28	32	24	32	40	27	36	36	72		
Code	**DRC829/c**	**DRC830/c**	**DRC831/c**	**DRC832/c**	**DRC833/c**	**DRC834/c**	**DRC681/c**	**DRC682/c**	**DRC683/c**	**DRC684/c**		
H	1900				2100							
W	250	350	450	650	250	350	450	650				
FOR CABINETS HxD	2000x400	2000x500	2000x600	2000x800	2200x400	2200x500	2200x600	2200x800				
Number of holes	30	40	40	80	33	44	44	88				
Code	**DRC686/c**	**DRC687/c**	**DRC688/c**	**DRC689/c**	**DRC691/c**	**DRC692/c**	**DRC693/c**	**DRC694/c**				

PLATES FOR CONNECTORS, in galvanised sheet (Sendzimir). Page 168

DESCRIPTION	24-pin solid locking plate	Adaption plate from 24 to 16 pins	Adaption plate from 24 to 10 pins	Adaption plate from 24 to 6 pins
Code	**DRC696**	**DRC697**	**DRC698**	**DRC699**

DRC AND KA SIDE DOOR MOUNTING FRAME, in painted sheet. Page 168



H	1400			1600				1800				
W	400	500	600	400	500	600	800	400	500	600	800	
Code	**DRC574.35**	**DRC575.35**	**DRC576.35**	**DRC577.35**	**DRC578.35**	**DRC579.35**	**DRC573.35**	**DRC580.35**	**DRC581.35**	**DRC582.35**	**DRC583.35**	
H	2000				2200							
W	400	500	600	800	400	500	600	800				
Code	**DRC585.35**	**DRC586.35**	**DRC587.35**	**DRC588.35**	**DRC591.35**	**DRC592.35**	**DRC593.35**	**DRC594.35**				

KA accessories

GUILLOTINE CABLE ENTRY FLANGE, in painted sheet, WITH NEOPRENE CABLE-TIE GASKET (spare part). Page 168

W	400			600				800				
D	400	500	600	400	500	600	800	400	500	600	800	
Code	**DRC251.35**	**DRC252.35**	**DRC253.35**	**DRC255.35**	**DRC256.35**	**DRC257.35**	**DRC258.35**	**DRC260.35**	**DRC261.35**	**DRC262.35**	**DRC263.35**	

W	1000				1200				1400			
D	400	500	600	800	400	500	600	800	400	500	600	800
Code	**DRC265.35**	**DRC266.35**	**DRC267.35**	**DRC268.35**	**DRC270.35**	**DRC271.35**	**DRC272.35**	**DRC273.35**	**DRC275.35**	**DRC276.35**	**DRC277.35**	**DRC278.35**

W	1600											
D	400	500	600									
Code	**DRC280.35**	**DRC281.35**	**DRC282.35**									

RAIN PROTECTION ROOF FOR DRC, EC AND KA CABINETS, in painted and galvanised (Sendzimir) sheet. Page 169

W	500				700				900			
D	450	550	650	850	450	550	650	850	450	550	650	850
FOR CABINETS WxD	400x400	400x500	400x600	400x800	600x400	600x500	600x600	600x800	800x400	800x500	800x600	800x800
Code	**TP4040.35**	**TP4050.35**	**TP4060.35**	**TP4080.35**	**TP6040.35**	**TP6050.35**	**TP6060.35**	**TP6080.35**	**TP8040.35**	**TP8050.35**	**TP8060.35**	**TP8080.35**

W	1100				1300				1500			
D	450	550	650	850	450	550	650	850	450	550	650	850
FOR CABINETS WxD	1000x400	1000x500	1000x600	1000x800	1200x400	1200x500	1200x600	1200x800	1400x400	1400x500	1400x600	1400x800
Code	**TP1040.35**	**TP1050.35**	**TP1060.35**	**TP1080.35**	**TP1240.35**	**TP1250.35**	**TP1260.35**	**TP1280.35**	**TP1440.35**	**TP1450.35**	**TP1460.35**	**TP1480.35**

W	1700											
D	450	550	650									
FOR CABINETS WxD	1600x400	1600x500	1600x600									
Code	**TP1640.35**	**TP1650.35**	**TP1660.35**									

H200 mm GROMMET PLINTH, WITH CLOSED BOTTOM (with no side flanges) FOR DRC CABINETS, in painted sheet. Page 160

H	200											
W	400				600				800			
D	400	500	600	800	400	500	600	800	400	500	600	800
Code	**DRC459.35**	**DRC460.35**	**DRC461.35**	**DRC462.35**	**DRC464.35**	**DRC465.35**	**DRC466.35**	**DRC467.35**	**DRC469.35**	**DRC470.35**	**DRC471.35**	**DRC472.35**

H	200											
W	1000				1200				1400			
D	400	500	600	800	400	500	600	800	400	500	600	800
Code	**DRC474.35**	**DRC475.35**	**DRC476.35**	**DRC477.35**	**DRC479.35**	**DRC480.35**	**DRC481.35**	**DRC482.35**	**DRC484.35**	**DRC485.35**	**DRC486.35**	**DRC487.35**

H	200											
W	1600											
D	400	500	600									
Code	**DRC489.35**	**DRC490.35**	**DRC491.35**									

FLANGE PAIR FOR H200 mm GROMMET PLINTH, in painted Page 160

H	200											
D	400	500	600	800								
Code	**DRC495.35**	**DRC496.35**	**DRC497.35**	**DRC498.35**								

LEVELLING FEET, with nylon base and galvanised stem. Pag. 160

DESCRIPTION	4 PIECES; M12 H. 125 STEM (only for cabinets without plinth)	4 PIECES; M 16 H. 155 STEM (to combine with threaded plugs and groomlet plinth)
Code	**DRC670**	**DRC671**

NYLON PLUGS WITH THREADED INSERT, for 40x40 tube. Page 160

DESCRIPTION	4 PIECES; M12 THREADING – to combine with 670 DRC feet	4 PIECES; M16 THREADING – to combine with 671 DRC feet
Code	**DRC871**	**DRC872**

DRC, EC AND KA H100 mm, SINGLE AND WELDED PLINTH, in painted sheet. Page 160



W: on request						
D	400	500	600	800		
Code	**DRC661.35**	**DRC662.35**	**DRC663.35**	**DRC664.35**		

H200 mm, SINGLE AND WELDED PLINTH. Page 160

400	500	600	800		
DRC661/2.35	**DRC662/2.35**	**DRC663/2.35**	**DRC664/2.35**		

FLANGE PAIR FOR H100 mm SINGLE PLINTH, in painted sheet. Page 160.

D	400	500	600	800		
Code	**DRC495/1.35**	**DRC496/1.35**	**DRC497/1.35**	**DRC498/1.35**		

FLANGE PAIR FOR H200 mm SINGLE PLINTH. Page 160

400	500	600	800		
DRC495/2.35	**DRC496/2.35**	**DRC497/2.35**	**DRC498/2.35**		

STABILISERS SUPPORT PAIR FOR DRC, EC KA VFR AND KM CABINETS, in painted sheet. Page 161.

W	660 for D400 cabinets	760 for D500 cabinets	860 for D600 cabinets	1060 for D800 cabinets
Code	**7104.35**	**7105.35**	**7005.35**	**7006.35**

ACCESSORIES FOR STABILISERS SUPPORT ELEMENTS. Page 161

DESCRIPTION	4 PIECES M10 LEVELLING FEET	4 PIECES STABILISERS WHEELS
Code	**7009**	**7010**

WHEELS SET FOR DCR, EC, KA, VFR, KM S/PLINTH. Page 161

	4 WHEELS Ø 80, M12 GALVANISED STEM
Code	**DRC500**

COMPONENT PROTECTION WINDOW, painted sheet FRAME, WITH TRANSPARENT PORTHOLE. Page 169

H	290	390		490	590	740	
W	590	390	590	490	590	590	
D	60						
Code	**CP5929.35**	**CP3939.35**	**CP5939.35**	**CP4949.35**	**CP5959.35**	**CP5974.35**	

ANODISED ALUMINIUM. Pag. 169

400	500	600	
400	500	600	
46			
CP4040	**CP5050**	**CP6060**	

PRE-DRILLED SIDE CROSSBEAMS, in galvanised sheet (Sendzimir). Page 170



H	25				50				75			
FOR CABINETS D	400	500	600	800	400	500	600	800	400	500	600	800
Code	**DRC721**	**DRC722**	**DRC723**	**DRC724**	**DRC752**	**DRC753**	**DRC754**	**DRC755**	**DRC741**	**DRC742**	**DRC743**	**DRC744**

PRE-DRILLED FRONT CROSSBEAMS, in galvanised sheet (Sendzimir). Page 170

H	25					50					75				
FOR CABINETS W	400	600	800	1000	1200	400	600	800	1000	1200	400	600	800	1000	1200
Code	**DRC730**	**DRC726**	**DRC727**	**DRC728**	**DRC729**	**DRC735**	**DRC757**	**DRC758**	**DRC759**	**DRC760**	**DRC736**	**DRC746**	**DRC747**	**DRC748**	**DRC749**

PRE-DRILLED BAR FOR DOOR'S INNER PART, in galvanised sheet (Sendzimir). Page 170

HxW	23x458	23x548	23x658	23x858		
FOR CABINETS W	600	700	800	1000		
Code	**DRC771**	**DRC774**	**DRC772**	**DRC773**		

PRE-DRILLED BAR TO SUPPORT CABLES FOR DRC, KA, VFR, KM CABINETS in galvanized sheet (Sendzimir) Page 171

W	400	600	800	1000	1200	1400	1600					
Code	**DRC704**	**DRC705**	**DRC706**	**DRC707**	**DRC708**	**DRC709**	**DRC710**					

CONVERTER SUPPORT PAIR, TO BE INSTALLED IN WIDTH ON DRC, EC AND KA CABINETS, in galvanised sheet (Sendzimir). Page 171

W	600	800	1000	1200	1400	1600
Code	**DRC901**	**DRC902**	**DRC903**	**DRC904**	**DRC895**	**DRC894**

KA accessories

CONVERTER CROSSBEAMS PAIR, TO BE INSTALLED IN DEPTH ON DRC, EC AND KA CABINETS, in galvanized sheet (Sendzimir). Page 171

D	400	500	600	800	1000	
Code	**DRC994**	**DRC995**	**DRC996**	**DRC997**	**DRC998**	

TELESCOPIC SPACER PAIR FOR INTERNAL PLATE INSTALLATION, in galvanised sheet (Sendzimir). Page 172

FOR CABINETS D	400	500	600			
Code	**DRC96**	**DRC97**	**DRC98**			

RAL2004 painted sheet DIAGRAM BAG. Page 172

FOR CABINETS W mm	400 (W247xH197xD54)	600 (W447xH197xD54)	700 (W547xH197xD54)	800 (W647xH197xD54)	1000 (W847xH197xD54)
Code	**DRC785**	**DRC781**	**DRC784**	**DRC782**	**DRC783**

In PVC, with double-sided tape. Page 172



A4 (W230xH220xD30)
DRC926

LIFTING SYSTEM - EN62208, EN 61439-1 APPROVAL. Page 172-173

DESCRIPTION	M12 ZAMAK EYEBOLT, galvanised	DOUBLE EYEBOLT, in painted sheet	CROSSBEAM PAIR, angle profile (depending on cabinets dimensions)
Code	**DRC910**	**DRC910B.35**	**DRC99.35**

JOINING SET FOR CABINETS. Page 173

DESCRIPTION	JOINING SET WITH GALVANISED SCREWS AND GASKET
Code	**DRC938**

Page173

SIDE-BY-SIDE INSTALLATION SET, WITH REINFORCING SECTIONS, SCREWS AND GASKET.
DRC939

PC SUPPORT FLAP SHELVES TO BE INSTALLED IN DOOR'S INNER PART, in painted sheet. Page. 173

FOR DOOR W	600	700	800	1000		
Code	**DRC777.35**	**DRC791.35**	**DRC778.35**	**DRC779.35**		

EC cabinets

Structure:
1,5 mm thick steel sheet drawn-columns bearing frame; drawn-columns are fixed and welded to die-cast aluminum joints. 25 mm pitch drilling scheme; roof and plinth fixed to structure.

Side and back panels:
1,5 mm thick steel sheet; polyurethane sealing gasket; fixed to structure.

Internal plate:
2 mm thick galvanised steel sheet (Sendzimir), with front or side installation by means of sliding guides; adjustable depth.

Solid door:
1,8 mm thick steel sheet; polyurethane sealing gasket; 20x20 mm pre-drilled tubular frame. 100° standard opening with reversible right hinges. Standard central locking systems with double-comb tool insert and 4 anchor points. Other configurations are available.

Transparent door:
Same features as solid door, but it is provided with a tempered glass porthole.
BY SEPARATED ORDERING:
1,5 mm thick steel sheet internal door.

Cable entry flange:
1,5 mm steel sheet; it consists in 2 or 3 parts, with neoprene cable-tie gasket.

Earthing:
M6 pins to be welded on structure, doors and panels.

Painting:
Thermosetting powders.

Material:
1,5/1,8 mm thick carbon steel sheet.

Standard colours:
RAL7035 textured
RAL7032 on request
Plinth: RAL7009 textured

Degree of Protection and Approvals:

IP55 EN 62 208 • EN 61 439-1
IK10 EN 62 208 • EN 61 439-1

CE EN 62 208 • EN 61 439-1

RoHS 2011/65/CE

REACH 1272/2008/CE

1-2 By separated ordering: plinth and sides panels (internal plate is included).

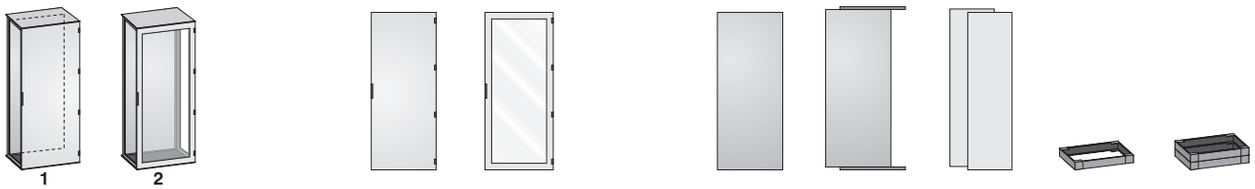

Dimensions (mm) H	W	D	Doors number of doors	EC solid door, internal plate, welded back panel	ECP glass door, internal plate, welded back panel	Solid Door	Glass Door	Plate Front-installation internal plate	Plate Side-installation internal plate	Side Panels (pair)	Plinth H 100	Plinth H 200
1400	600	400	1	EC6144.35	EC6144P.35	VFR801.35	VFR801P.35	VFR101	DRC235	DRC189.35	DRC601	DRC621
		500	1	EC6145.35	EC6145P.35	VFR801.35	VFR801P.35	VFR101	DRC235	DRC190.35	DRC602	DRC622
		600	1	EC6146.35	EC6146P.35	VFR801.35	VFR801P.35	VFR101	DRC235	DRC191.35	DRC603	DRC623
	800	400	1	EC8144.35	EC8144P.35	VFR802.35	VFR802P.35	VFR102	DRC236	DRC189.35	DRC606	DRC626
		500	1	EC8145.35	EC8145P.35	VFR802.35	VFR802P.35	VFR102	DRC236	DRC190.35	DRC607	DRC627
		600	1	EC8146.35	EC8146P.35	VFR802.35	VFR802P.35	VFR102	DRC236	DRC191.35	DRC608	DRC628
	1000	400	1	EC10144.35	EC10144P.35	VFR809.35	VFR809P.35	VFR109	DRC248	DRC189.35	DRC611	DRC631
		500	1	EC10145.35	EC10145P.35	VFR809.35	VFR809P.35	VFR109	DRC248	DRC190.35	DRC612	DRC632
		600	1	EC10146.35	EC10146P.35	VFR809.35	VFR809P.35	VFR109	DRC248	DRC191.35	DRC613	DRC633
	1200	400	2	EC12144.35	EC12144P.35	VFR806.35	VFR806P.35	VFR106	DRC237	DRC189.35	DRC616	DRC636
		500	2	EC12145.35	EC12145P.35	VFR806.35	VFR806P.35	VFR106	DRC237	DRC190.35	DRC617	DRC637
		600	2	EC12146.35	EC12146P.35	VFR806.35	VFR806P.35	VFR106	DRC237	DRC191.35	DRC618	DRC638
1600	600	400	1	EC6164.35	EC6164P.35	VFR803.35	VFR803P.35	VFR103	DRC238	DRC192.35	DRC601	DRC621
		500	1	EC6165.35	EC6165P.35	VFR803.35	VFR803P.35	VFR103	DRC238	DRC193.35	DRC602	DRC622
		600	1	EC6166.35	EC6166P.35	VFR803.35	VFR803P.35	VFR103	DRC238	DRC194.35	DRC603	DRC623
	800	400	1	EC8164.35	EC8164P.35	VFR804.35	VFR804P.35	VFR104	DRC239	DRC192.35	DRC606	DRC626
		500	1	EC8165.35	EC8165P.35	VFR804.35	VFR804P.35	VFR104	DRC239	DRC193.35	DRC607	DRC627
		600	1	EC8166.35	EC8166P.35	VFR804.35	VFR804P.35	VFR104	DRC239	DRC194.35	DRC608	DRC628
	1000	400	1	EC10164.35	EC10164P.35	VFR805.35	VFR805P.35	VFR105	DRC240	DRC192.35	DRC611	DRC631
		500	1	EC10165.35	EC10165P.35	VFR805.35	VFR805P.35	VFR105	DRC240	DRC193.35	DRC612	DRC632
		600	1	EC10166.35	EC10166P.35	VFR805.35	VFR805P.35	VFR105	DRC240	DRC194.35	DRC613	DRC633
	1200	400	2	EC12164.35	EC12164P.35	VFR807.35	VFR807P.35	VFR107	DRC241	DRC192.35	DRC616	DRC636
		500	2	EC12165.35	EC12165P.35	VFR807.35	VFR807P.35	VFR107	DRC241	DRC193.35	DRC617	DRC637
		600	2	EC12166.35	EC12166P.35	VFR807.35	VFR807P.35	VFR107	DRC241	DRC194.35	DRC618	DRC638
1800	600	400	1	EC6184.35	EC6184P.35	DRC801.35	DRC801P.35	DRC101	DRC217	DRC351.35	DRC601	DRC621
		500	1	EC6185.35	EC6185P.35	DRC801.35	DRC801P.35	DRC101	DRC217	DRC352.35	DRC602	DRC622
		600	1	EC6186.35	EC6186P.35	DRC801.35	DRC801P.35	DRC101	DRC217	DRC353.35	DRC603	DRC623
	800	400	1	EC8184.35	EC8184P.35	DRC802.35	DRC802P.35	DRC102	DRC218	DRC351.35	DRC606	DRC626
		500	1	EC8185.35	EC8185P.35	DRC802.35	DRC802P.35	DRC102	DRC218	DRC352.35	DRC607	DRC627
		600	1	EC8186.35	EC8186P.35	DRC802.35	DRC802P.35	DRC102	DRC218	DRC353.35	DRC608	DRC628
	1000	400	1	EC10184.35	EC10184P.35	DRC803.35	DRC803P.35	DRC103	DRC219	DRC351.35	DRC611	DRC631
		500	1	EC10185.35	EC10185P.35	DRC803.35	DRC803P.35	DRC103	DRC219	DRC352.35	DRC612	DRC632
		600	1	EC10186.35	EC10186P.35	DRC803.35	DRC803P.35	DRC103	DRC219	DRC353.35	DRC613	DRC633
	1200	400	2	EC12184.35	EC12184P.35	DRC804.35	DRC804P.35	DRC104	DRC220	DRC351.35	DRC616	DRC636
		500	2	EC12185.35	EC12185P.35	DRC804.35	DRC804P.35	DRC104	DRC220	DRC352.35	DRC617	DRC637
		600	2	EC12186.35	EC12186P.35	DRC804.35	DRC804P.35	DRC104	DRC220	DRC353.35	DRC618	DRC638
2000	600	400	1	EC6204.35	EC6204P.35	DRC805.35	DRC805P.35	DRC105	DRC223	DRC356.35	DRC601	DRC621
		500	1	EC6205.35	EC6205P.35	DRC805.35	DRC805P.35	DRC105	DRC223	DRC357.35	DRC602	DRC622
		600	1	EC6206.35	EC6206P.35	DRC805.35	DRC805P.35	DRC105	DRC223	DRC358.35	DRC603	DRC623
	800	400	1	EC8204.35	EC8204P.35	DRC806.35	DRC806P.35	DRC106	DRC241	DRC356.35	DRC606	DRC626
		500	1	EC8205.35	EC8205P.35	DRC806.35	DRC806P.35	DRC106	DRC241	DRC357.35	DRC607	DRC627
		600	1	EC8206.35	EC8206P.35	DRC806.35	DRC806P.35	DRC106	DRC241	DRC358.35	DRC608	DRC628
	1000	400	1	EC10204.35	EC10204P.35	DRC807.35	DRC807P.35	DRC107	DRC225	DRC356.35	DRC611	DRC631
		500	1	EC10205.35	EC10205P.35	DRC807.35	DRC807P.35	DRC107	DRC225	DRC357.35	DRC612	DRC632
		600	1	EC10206.35	EC10206P.35	DRC807.35	DRC807P.35	DRC107	DRC225	DRC358.35	DRC613	DRC633
	1200	400	2	EC12204.35	EC12204P.35	DRC808.35	DRC808P.35	DRC108	DRC226	DRC356.35	DRC616	DRC636
		500	2	EC12205.35	EC12205P.35	DRC808.35	DRC808P.35	DRC108	DRC226	DRC357.35	DRC617	DRC637
		600	2	EC12206.35	EC12206P.35	DRC808.35	DRC808P.35	DRC108	DRC226	DRC358.35	DRC618	DRC638

APPROVALS

CE		EN 62208/02:2012	EN 61439-1
	***IP 55**	EN 62208/02:2012/§ 9.8	EN 60 529 ; EN 61439-1
	Solid door: **IK10**	EN 62208/02:2012/§ 9.7	EN 62 262 ; EN 61439-1
	Glass door: **IK08**	EN 62208/02:2012/§ 9.7	EN 62 262 ; EN 61439-1
	Max Load Capacity	Pl. **900Kg**	EN 62208/02:2012/§ 9.4 EN 61439-1
		90Kg Door	
RoHS REACH		2011/65/CE	1272/2008/CE

* IP66 EITH SINGLE, FLAT GROMMET FLANGE

Total width with side panels: W+10 mm.
In-line setting +2 mm (for each module pair).
Weight and Volume: consider DRC tables with the same external dimensions.

EC accessories

SINGLE SIDE PANEL, in painted sheet. Page 162

H	1373			1573			1773			1973		
W	350	450	550	350	450	550	350	450	550	350	450	550
Code	**DRC195.35**	**DRC196.35**	**DRC197.35**	**DRC198.35**	**DRC199.35**	**DRC200.35**	**DRC366.35**	**DRC367.35**	**DRC368.35**	**DRC370.35**	**DRC371.35**	**DRC372.35**

SOLID DOOR WITH 180° HINGES. Page 162

H	1400				1600				1800			
W	600	800	1000	2x600	600	800	1000	2x600	600	800	1000	2x600
Code	**DRC840.35**	**DRC841.35**	**DRC869.35**	**DRC842.35**	**DRC844.35**	**DRC845.35**	**DRC846.35**	**DRC847.35**	**DRC849.35**	**DRC850.35**	**DRC851.35**	**DRC852.35**
H	2000											
W	600	800	1000	2x600								
Code	**DRC856.35**	**DRC857.35**	**DRC858.35**	**DRC859.35**								

HINGED DOORS (PAIR) FOR L800/1000 mm CABINETS. Page 162

H	1400		1600		1800		2000					
W	400+400	500+500	400+400	500+500	400+400	500+500	400+400	500+500				
Code	**DRC880.35**	**DRC881.35**	**DRC882.35**	**DRC883.35**	**DRC884.35**	**DRC885.35**	**DRC886.35**	**DRC887.35**				

RIGHT SOLID HINGED DOOR, WITH (reversible) LOCK, in painted sheet. Page 163

H	1400	1600	1800	2000								
W	600											
Code	**DRC420.35**	**DRC422.35**	**DRC440.35**	**DRC446.35**								

LEFT SOLID HINGED DOOR (reversible), in painted sheet. Page 163

H	1400	1600	1800	2000								
W	600											
Code	**DRC421.35**	**DRC423.35**	**DRC441.35**	**DRC447.35**								

INTERNAL DOOR, in painted sheet. Page 164



H	1260				1460				1660			
W	470	670	870	2x530	470	670	870	2x530	470	670	870	2x530
FOR CABINETS HxW	1400x600	1400x800	1400x1000	1400x1200	1600x600	1600x800	1600x1000	1600x1200	1800x600	1800x800	1800x1000	1800x1200
Code	**VFR381.35**	**VFR382.35**	**VFR389.35**	**VFR386.35**	**VFR383.35**	**VFR384.35**	**VFR385.35**	**VFR387.35**	**DRC381.35**	**DRC382.35**	**DRC383.35**	**DRC384.35**
H	1860											
W	470	670	870	2x530								
FOR CABINETS HxW	2000x600	2000x800	2000x1000	2000x1200								
Code	**DRC385.35**	**DRC386.35**	**DRC387.35**	**DRC388.35**								

110°-TURNING FRAME 19"RACK (FOR D=480 mm BASKET), in painted sheet. Page 165



H	1485	1685		1885								
W	670	670	870	670	870							
N° HE	30	35		40								
FOR CABINETS HxW	1600x800	1800x800	1800x1000	2000x800	2000x1000							
Code	**DRC407.35**	**DRC401.35**	**DRC402.35**	**DRC403.35**	**DRC404.35**							

PAIR OF BRACKETS FOR RACK BASKET, in galvanised sheet (Sendzimir). Page 165

DESCRIPTION	Pair of brackets for 19" Rack basket
Code	**DRC410.35**

SET FOR 180° TURNING FRAME. Page 165

	Set for 180° turning frame, for 420 mm Depth drawer.
	DRC408.35

HE PANELS FOR 19" RACK SYSTEMS, in painted sheet. Page 166

H	43,85	88,30	132,75	177,20	221,65	266,10	310,55	355,00	398,20	444,00	533,20	621,80
N° HE	1	2	3	4	5	6	7	8	9	10	12	14
Code	**6551.35**	**6552.35**	**6553.35**	**6554.35**	**6555.35**	**6556.35**	**6557.35**	**6558.35**	**6559.35**	**6560.35**	**6561.35**	**6562.35**
H	710,70	888,50	1066,30									
N° HE	16	20	24									
Code	**6563.35**	**6564.35**	**6565.35**									

technical data subject to change without notice

FIXED SUPPORTS (TO BE FIXED TO CABINET'S STRUCTURE) FOR 19" RACK SYSTEMS (pair), in galvanised sheet (Sendzimir). Pag. 166

H	1100	1300	1500	1700	1900							
N° HE	24	29	33	38	42							
FOR CABINETS HxW	1200x600	1400x600	1600x600	1800x600	2000x600							
Code	**DRC411**	**DRC412**	**DRC413**	**DRC414**	**DRC415**							

PITCH FRAME FOR 19" RACK, in painted sheet. Page 165

N° HE	24	29	33	38								
FOR CABINETS HxW	1400x600	1600x600	1800x600	2000x600								
Code	**DRC396.35**	**DRC397.35**	**DRC398.35**	**DRC399.35**								

CONSOLE FOR DRC, EC, KA, VFR, KM CABINET'S DOOR, in painted sheet. Page 164.

FOR DOOR W	600	800	1000									
Code	**DRC511.35**	**DRC512.35**	**DRC513.35**									

Painted-sheet DOOR, WITH KEYBOARD AND MOUSE SUPPORTING SYSTEM AND TEMPERED GLASS PORTHOLE. Page 164

H	1800		2000									
W	800	1000	800	1000								
Code	**DRC551.35**	**DRC552.35**	**DRC553.35**	**DRC554.35**								

INTERMEDIATE JUNCTION PLATE FOR DRC, EC AND KA IN-LINE SETTINGS (with front-installation plate), in galvanised sheet (Sendzimir). Page 166

H	1285	1485	1685	1885								
W	100											
FOR CABINETS H	1400	1600	1800	2000								
Code	**DRC124**	**DRC125**	**DRC121**	**DRC122**								

PARTIAL INTERNAL PLATE, in galvanised sheet (Sendzimir) – TO COMBINE WITH SIDE CROSSBEAMS (4 pieces) PAGE 25. Pag. 167

H	200	300	400	500	700	900	200	300	400	500		
W	498						698					
FOR CABINETS W	600						800					
Code	**DRC201**	**DRC202**	**DRC203**	**DRC204**	**DRC298**	**DRC299**	**DRC205**	**DRC206**	**DRC207**	**DRC208**		
H	200	300	400	500	200	300	400	500				
W	898				1098							
FOR CABINETS W	1000				1200							
Code	**DRC209**	**DRC210**	**DRC211**	**DRC212**	**DRC213**	**DRC214**	**DRC215**	**DRC216**				

GUILLOTINE CABLE ENTRY FLANGE, in painted sheet, WITH NEOPRENE CABLE-TIE GASKET (spare part). Page 168

W	600			800			1000			1200		
D	400	500	600	400	500	600	400	500	600	400	500	600
Code	**DRC255.35**	**DRC256.35**	**DRC257.35**	**DRC260.35**	**DRC261.35**	**DRC262.35**	**DRC265.35**	**DRC266.35**	**DRC267.35**	**DRC270.35**	**DRC271.35**	**DRC272.35**

RAIN PROTECTION ROOF FOR DRC, EC AND KA CABINETS, in painted and galvanised (Sendzimir) sheet. Page 169

W	700			900			1100			1300		
D	450	550	650	450	550	650	450	550	650	450	550	650
FOR CABINETS WxD	600x400	600x500	600x600	800x400	800x500	800x600	1000x400	1000x500	1000x600	1200x400	1200x500	1200x600
Code	**TP6040.35**	**TP6050.35**	**TP6060.35**	**TP8040.35**	**TP8050.35**	**TP8060.35**	**TP1040.35**	**TP1050.35**	**TP1060.35**	**TP1240.35**	**TP1250.35**	**TP1260.35**

VERTICAL DIVIDING ELEMENT WITH HOLES FOR CONNECTORS, in galvanised sheet (Sendzimir). Page 168



H	1300			1500			1700			1900		
W	250	350	450	250	350	450	250	350	450	250	350	450
FOR CABINETS HxD	1400x400	1400x500	1400x600	1600x400	1600x500	1600x600	1800x400	1800x500	1800x600	2000x400	2000x500	2000x600
Number of holes	21	28	32	24	32	40	27	36	36	30	40	40
Code	**DRC829/c**	**DRC830/c**	**DRC831/c**	**DRC832/c**	**DRC833/c**	**DRC834/c**	**DRC681/c**	**DRC682/c**	**DRC683/c**	**DRC686/c**	**DRC687/c**	**DRC688/c**

PLATES FOR CONNECTORS, in galvanised sheet (Sendzimir). Page 168

DESCRIPTION	24-pin solid locking plate	Adaption plate from 24 to 16 pins	Adaption plate from 24 to 10 pins	Adaption plate from 24 to 6 pins
Code	**DRC696**	**DRC697**	**DRC698**	**DRC699**

EC accessories

SOLID VERTICAL DIVIDING ELEMENT, in galvanised sheet (Sendzimir). Page 168

H	1300			1500			1700			1900		
W	250	350	450	250	350	450	250	350	450	250	350	450
FOR CABINETS HxD	1400x400	1400x500	1400x600	1600x400	1600x500	1600x600	1800x400	1800x500	1800x600	2000x400	2000x500	2000x600
Code	**DRC829**	**DRC830**	**DRC831**	**DRC832**	**DRC833**	**DRC834**	**DRC681**	**DRC682**	**DRC683**	**DRC686**	**DRC687**	**DRC688**

HORIZONTAL DIVIDING ELEMENT FOR DRC, EC AND KA WITH INTERNAL PLATE, in galvanised sheet (Sendzimir). Page 167

W	600			800			1000			1200		
D	300	400	500	300	400	500	300	400	500	300	400	500
FOR CABINETS WxD	600x400	600x500	600x600	800x400	800x500	800x600	1000x400	1000x500	1000x600	1200x400	1200x500	1200x600
Code	**DRC321**	**DRC322**	**DRC323**	**DRC326**	**DRC327**	**DRC328**	**DRC331**	**DRC332**	**DRC333**	**DRC336**	**DRC337**	**DRC338**

HORIZONTAL DIVIDING ELEMENT FOR DRC, EC AND KA WITHOUT INTERNAL PLATE, in galvanised sheet (Sendzimir). Page 167

W	600			800			1000			1200		
D	340	440	540	340	440	540	340	440	540	340	440	540
FOR CABINETS WxD	600x400	600x500	600x600	800x400	800x500	800x600	1000x400	1000x500	1000x600	1200x400	1200x500	1200x600
Code	**DRC301**	**DRC302**	**DRC303**	**DRC306**	**DRC307**	**DRC308**	**DRC311**	**DRC312**	**DRC313**	**DRC316**	**DRC317**	**DRC318**

REMOVABLE SHELVES ON TELESCOPIC GUIDES, in painted sheet. Page 167

W	475			675			875					
D	250	350	450	250	350	450	250	350	450			
FOR CABINETS WxD	600x400	600x500	600x600	800x400	800x500	800x600	1000x400	1000x500	1000x600			
Code	**DRC285.35**	**DRC286.35**	**DRC287.35**	**DRC289.35**	**DRC290.35**	**DRC291.35**	**DRC293.35**	**DRC294.35**	**DRC295.35**			

H200 mm GROMMET PLINTH, WITH CLOSED BOTTOM (with no side flanges) FOR DRC CABINETS, in painted sheet. Page 160

H	200											
W	600			800			1000			1200		
D	400	500	600	400	500	600	400	500	600	400	500	600
Code	**DRC464.35**	**DRC465.35**	**DRC466.35**	**DRC469.35**	**DRC470.35**	**DRC471.35**	**DRC474.35**	**DRC475.35**	**DRC476.35**	**DRC479.35**	**DRC480.35**	**DRC481.35**

FLANGE PAIR FOR H200 mm GROMMET PLINTH, in painted Page 160

H	200											
D	400	500	600									
Code	**DRC495.35**	**DRC496.35**	**DRC497.35**									

LEVELLING FEET, with nylon base and galvanised stem. Pag. 160

	4 PIECES; M12 H. 125 STEM (only for cabinets without plinth)	4 PIECES; M 16 H. 155 STEM (to combine with threaded plugs and groomlet plinth)
	DRC670	**DRC671**

NYLON PLUGS WITH THREADED INSERT, for 40x40 tube. Page 160

	4 PIECES; M12 THREADING – to combine with 670 DRC feet	4 PIECES; M16 THREADING – to combine with 671 DRC feet
	DRC871	**DRC872**

DRC, EC AND KA H100 mm, SINGLE AND WELDED PLINTH, in painted sheet. Page 160

W: on request						
	400	500	600			
	DRC661.35	**DRC662.35**	**DRC663.35**			

FLANGE PAIR FOR H100 mm SINGLE PLINTH, in painted sheet. Page 160.

	400	500	600			
	DRC495/1.35	**DRC496/1.35**	**DRC497/1.35**			

H200 mm, SINGLE AND WELDED PLINTH. Page 160

400	500	600			
DRC661/2.35	**DRC662/2.35**	**DRC663/2.35**			

FLANGE PAIR FOR H200 mm SINGLE PLINTH. Page 160

400	500	600			
DRC495/2.35	**DRC496/2.35**	**DRC497/2.35**			

STABILISERS SUPPORT PAIR FOR DRC, EC KA VFR AND KM CABINETS, in painted sheet. Page 161.

	660 for D400 cabinets	760 for D500 cabinets	860 for D600 cabinets	
	7104.35	**7105.35**	**7005.35**	

ACCESSORIES FOR STABILISERS SUPPORT ELEMENTS. Page 161

	4 PIECES M10 LEVELLING FEET	4 PIECES STABILISERS WHEELS
	7009	**7010**

WHEELS SET FOR DCR, EC, KA, VFR, KM S/PLINTH. Page 161

4 WHEELS Ø 80, M12 GALVANISED STEM
DRC500

COMPONENT PROTECTION WINDOW, painted sheet FRAME, WITH TRANSPARENT PORTHOLE. Page 169

H	290	390		490	590	740
W	590	390	590	490	590	590
D	60					
Code	**CP5929.35**	**CP3939.35**	**CP5939.35**	**CP4949.35**	**CP5959.35**	**CP5974.35**

ANODISED ALUMINIUM. Pag. 169

	400	500	600
	400	500	600
	46		
	CP4040	**CP5050**	**CP6060**

PRE-DRILLED SIDE CROSSBEAMS, in galvanised sheet (Sendzimir). Page 170

H	25			50			75					
FOR CABINETS D	400	500	600	400	500	600	400	500	600			
Code	**DRC721**	**DRC722**	**DRC723**	**DRC752**	**DRC753**	**DRC754**	**DRC741**	**DRC742**	**DRC743**			

PRE-DRILLED FRONT CROSSBEAMS, in galvanised sheet (Sendzimir). Page 170



H	25				50				75			
FOR CABINETS W	600	800	1000	1200	600	800	1000	1200	600	800	1000	1200
Code	**DRC726**	**DRC727**	**DRC728**	**DRC729**	**DRC757**	**DRC758**	**DRC759**	**DRC760**	**DRC746**	**DRC747**	**DRC748**	**DRC749**

PRE-DRILLED VERTICAL CROSSBEAMS, in galvanised sheet (Sendzimir). Page 170

H	1700		1900			
W	50	75	50	75		
D	50		50			
Code	**DRC761**	**DRC750**	**DRC762**	**DRC751**		

PRE-DRILLED BAR FOR DOOR'S INNER PART, in galvanised sheet (Sendzimir). Page 170

HxW	23x458	23x658	23x858			
FOR CABINETS W	600	800	1000			
Code	**DRC771**	**DRC772**	**DRC773**			

PRE-DRILLED BAR TO SUPPORT CABLES FOR DRC, KA, VFR, KM CABINETS in galvanized sheet (Sendzimir) Page 171

W	600	800	1000	1200								
Code	**DRC705**	**DRC706**	**DRC707**	**DRC708**								

CONVERTER SUPPORT PAIR, TO BE INSTALLED IN WIDTH ON DRC, EC AND KA CABINETS, in galvanized sheet (Sendzimir). Page 171

W	600	800	1000	1200		
Code	**DRC901**	**DRC902**	**DRC903**	**DRC904**		

CONVERTER CROSSBEAMS PAIR, TO BE INSTALLED IN DEPTH ON DRC, EC AND KA CABINETS, in galvanized sheet (Sendzimir). Page 171

D	400	500	600			
Code	**DRC994**	**DRC995**	**DRC996**			

TELESCOPIC SPACER PAIR FOR INTERNAL PLATE INSTALLATION, in galvanised sheet (Sendzimir). Page 172

FOR CABINETS D	400	500	600			
Code	**DRC96**	**DRC97**	**DRC98**			

RAL2004 painted sheet DIAGRAM BAG. Page 172

FOR CABINETS W mm	600 (W447xH197xD54)	800 (W647xH197xD54)	1000 (W847xH197xD54)		
Code	**DRC781**	**DRC782**	**DRC783**		

In PVC, with double-sided tape. Page 172

	A4 (W230xH220xD30)
	DRC926

LIFTING SYSTEM - EN62208, EN 61439-1 APPROVAL. Page 172-173

DESCRIPTION	M12 ZAMAK EYEBOLT, galvanised	DOUBLE EYEBOLT, in painted sheet	CROSSBEAM PAIR, angle profile (depending on cabinets dimensions)
Code	**DRC910**	**DRC910B.35**	**DRC99.35**

JOINING SET FOR CABINETS. Page 173



DESCRIPTION	JOINING SET WITH GALVANISED SCREWS AND GASKET
Code	**DRC938**

Page173

	SIDE-BY-SIDE INSTALLATION SET, WITH REINFORCING SECTIONS, SCREWS AND GASKET.
	DRC939

PC SUPPORT FLAP SHELVES TO BE INSTALLED IN DOOR'S INNER PART, in painted sheet. Page. 173

FOR DOOR W	600	800	1000			
Code	**DRC777.35**	**DRC778.35**	**DRC779.35**			

VFR cabinets

Casing:
1,5 mm steel sheet monobloc with welded side panels, roof and base; internal profiles 25 mm pitch drilling scheme.

Back panels:
1,5 mm thick steel sheet; polyurethane sealing gasket; fixed to case.

Internal plate:
2,5 mm thick galvanised steel sheet (Sendzimir), with front installation by means of sliding guides; adjustable depth.

Solid door:
1,8 mm thick steel sheet; polyurethane sealing gasket; 20x20 mm pre-drilled tubular frame. 100° standard opening with reversible right hinges. Standard central locking systems with double-comb tool insert and 4 anchor points. Other configurations are available.

Transparent door (only for vertical configurations):
Same features as solid door, but it is provided with a tempered glass porthole.
BY SEPARATED ORDERING:
1,5 mm thick steel sheet internal door.

Cable entry flange:
1,5 mm steel sheet; it consists in 2 or 3 parts, with neoprene cable-tie gasket.

Earthing:
M6 pins to be welded on structure, doors and back panel.

Painting:
Thermosetting powders.

Material:
1,5/1,8 mm thick carbon steel sheet.

Standard colours:
RAL7035 textured
RAL7032 on request
Plinth: RAL7009 textured

Degree of Protection and Approvals:

IP55 EN 62 208 • EN 61 439-1
IK10 EN 62 208 • EN 61 439-1

EN 62 208 • EN 61 439-1

TYPE 1, 12 • Standard 508
NEMA 1, 12 • Standard 250

ELE118311CS

2011/65/CE

1272/2008/CE

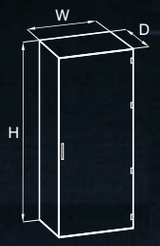

THE **UL/CSA** MARK MUST BE SPECIFICALLY REQUESTED IN THE ORDER.

1 By separated ordering: plinth (internal plate is included).

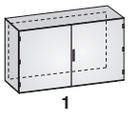

1

Dimensions (mm) H	W	D	Doors number of doors	VFR solid door, internal plate and back panel		Solid Door		Back panel	Plate Front-installation internal plate (Spare part)	Plinth H 100	Plinth H 200
600	1400	400	2	VFR1464.35		QO3614.35		VFR811.35	QO146	DRC641	DRC651
	1600		2	VFR1664.35		QO3616.35		VFR813.35	QO166	DRC646	DRC656
	1800		2	VFR1864.35		QO3618.35		DRC811.35	QO186	DRC666	DRC668
	2000		2	VFR2064.35		QO3620.35		DRC815.35	QO206	DRC667	DRC669
800	1400		2	VFR1484.35		QO3814.35		VFR812.35	QO148	DRC641	DRC651
	1600		2	VFR1684.35		QO3816.35		VFR814.35	QO168	DRC646	DRC656
	1800		2	VFR1884.35		QO3818.35		DRC812.35	QO188	DRC666	DRC668
	2000		2	VFR2084.35		QO3820.35		DRC816.35	QO208	DRC667	DRC669
1000	1600		2	VFR16104.35		QO31016.35		VFR815.35	QO161	DRC646	DRC656
	1800		2	VFR18104.35		QO31018.35		DRC813.35	QO181	DRC666	DRC668
	2000		2	VFR20104.35		QO31020.35		DRC817.35	QO201	DRC667	DRC669

1-2 By separated ordering: plinth (internal plate is included)

1

2

Dimensions (mm) H	W	D	Doors number of doors	VFR solid door, internal plate and back panel	VFRP glass door, internal plate and back panel	Solid Door	Glass Door	Back panel	Plate Front-installation internal plate (Spare part)	Plinth H 100	Plinth H 200
1400	600	400	1	VFR21.35	VFR21P.35	VFR801.35	VFR801P.35	VFR811.35	VFR101	DRC601	DRC621
	800		1	VFR22.35	VFR22P.35	VFR802.35	VFR802P.35	VFR812.35	VFR102	DRC606	DRC626
1600	600		1	VFR23.35	VFR23P.35	VFR803.35	VFR803P.35	VFR813.35	VFR103	DRC601	DRC621
	800		1	VFR24.35	VFR24P.35	VFR804.35	VFR804P.35	VFR814.35	VFR104	DRC606	DRC626
	1000		1	VFR25.35	VFR25P.35	VFR805.35	VFR805P.35	VFR815.35	VFR105	DRC611	DRC631
1800	600		1	VFR26.35	VFR26P.35	DRC801.35	DRC801P.35	DRC811.35	DRC101	DRC601	DRC621
	800		1	VFR28.35	VFR28P.35	DRC802.35	DRC802P.35	DRC812.35	DRC102	DRC606	DRC626
	1000		1	VFR30.35	VFR30P.35	DRC803.35	DRC803P.35	DRC813.35	DRC103	DRC611	DRC631
	600	500	1	VFR27.35	VFR27P.35	DRC801.35	DRC801P.35	DRC811.35	DRC101	DRC602	DRC622
	800		1	VFR29.35	VFR29P.35	DRC802.35	DRC802P.35	DRC812.35	DRC102	DRC607	DRC627
	1000		1	VFR31.35	VFR31P.35	DRC803.35	DRC803P.35	DRC813.35	DRC103	DRC612	DRC632
	1200		2	VFR32.35	VFR32P.35	DRC804.35	DRC804P.35	DRC814.35	DRC104	DRC617	DRC637
	1600		2	VFR33.35	VFR33P.35	DRC810.35	DRC810P.35	DRC820.35	DRC110	DRC647	DRC657
2000	600	400	1	VFR34.35	VFR34P.35	DRC805.35	DRC805P.35	DRC815.35	DRC105	DRC601	DRC621
	800		1	VFR36.35	VFR36P.35	DRC806.35	DRC806P.35	DRC816.35	DRC106	DRC606	DRC626
	1000		1	VFR38.35	VFR38P.35	DRC807.35	DRC807P.35	DRC817.35	DRC107	DRC611	DRC631
	1200		2	VFR42.35	VFR42P.35	DRC808.35	DRC808P.35	DRC818.35	DRC108	DRC616	DRC636
	600	500	1	VFR35.35	VFR35P.35	DRC805.35	DRC805P.35	DRC815.35	DRC105	DRC602	DRC622
	800		1	VFR37.35	VFR37P.35	DRC806.35	DRC806P.35	DRC816.35	DRC106	DRC607	DRC627
	1000		1	VFR39.35	VFR39P.35	DRC807.35	DRC807P.35	DRC817.35	DRC107	DRC612	DRC632
	1200		2	VFR40.35	VFR40P.35	DRC808.35	DRC808P.35	DRC818.35	DRC108	DRC617	DRC637
	1600		2	VFR41.35	VFR41P.35	DRC810/2.35	DRC810/2P.35	DRC822.35	DRC112	DRC647	DRC657

VFR accessories

SOLID DOOR WITH 180° HINGES. Page 162

H	1400		1600			1800						
W	600	800	600	800	1000	600	800	1000	2x600	2x800		
Code	**DRC840.35**	**DRC841.35**	**DRC844.35**	**DRC845.35**	**DRC846.35**	**DRC849.35**	**DRC850.35**	**DRC851.35**	**DRC852.35**	**DRC854.35**		
H	2000											
W	600	800	1000	2x600	2x800							
Code	**DRC856.35**	**DRC857.35**	**DRC858.35**	**DRC859.35**	**DRC861.35**							

HINGED DOORS (PAIR) FOR L800/1000 mm CABINETS. Page 162

H	1400	1600		1800		2000						
W	400+400	400+400	500+500	400+400	500+500	400+400	500+500					
Code	**DRC880.35**	**DRC882.35**	**DRC883.35**	**DRC884.35**	**DRC885.35**	**DRC886.35**	**DRC887.35**					

RIGHT SOLID HINGED DOOR, WITH (reversible) LOCK, in painted sheet. Page 163

H	1800		2000									
W	600	800	600	800								
Code	**DRC440.35**	**DRC444.35**	**DRC446.35**	**DRC450.35**								

LEFT SOLID HINGED DOOR (reversible), in painted sheet. Page 163

H	1800		2000									
W	600	800	600	800								
Code	**DRC441.35**	**DRC445.35**	**DRC447.35**	**DRC451.35**								

RIGHT TRANSPARENT HINGED DOOR, WITH (reversible) LOCK, in painted sheet. Page 163

H	1800		2000									
W	600	800	600	800								
Code	**DRC440P.35**	**DRC444P.35**	**DRC446P.35**	**DRC450P.35**								

LEFT TRANSPARENT HINGED DOOR, WITH (reversible) LOCK, in painted sheet. Page 163

H	1800		2000									
W	600	800	600	800								
Code	**DRC441P.35**	**DRC445P.35**	**DRC447P.35**	**DRC451P.35**								

INTERNAL DOOR, in painted sheet. Page 164



H	1260			1460								
W	470	670	-	470	670	870						
FOR CABINETS HxW	1400x600	1400x800	-	1600x600	1600x800	1600x1000						
Code	**VFR381.35**	**VFR382.35**	**-**	**VFR383.35**	**VFR384.35**	**VFR385.35**						
H	1660					1860						
W	470	670	870	2x530	2x730	470	670	870	2x530	2x730		
FOR CABINETS HxW	1800x600	1800x800	1800x1000	1800x1200	1800x1600	2000x600	2000x800	2000x1000	2000x1200	2000x1600		
Code	**DRC381.35**	**DRC382.35**	**DRC383.35**	**DRC384.35**	**DRC384/2.35**	**DRC385.35**	**DRC386.35**	**DRC387.35**	**DRC388.35**	**DRC388/2.35**		

FIXED SUPPORTS (TO BE FIXED TO CABINET'S STRUCTURE) FOR 19" RACK SYSTEMS (pair), in galvanised sheet (Sendzimir). Pag. 166

H	1300	1500	1700	1900								
N° HE	29	33	38	42								
FOR CABINETS HxW	1400x600	1600x600	1800x600	2000x600								
Code	**DRC412**	**DRC413**	**DRC414**	**DRC415**								

HE PANELS FOR 19” RACK SYSTEMS, in painted sheet. Page 166

H	43,85	88,30	132,75	177,20	221,65	266,10	310,55	355,00	398,20	444,00	533,20	621,80
N° HE	1	2	3	4	5	6	7	8	9	10	12	14
Code	**6551.35**	**6552.35**	**6553.35**	**6554.35**	**6555.35**	**6556.35**	**6557.35**	**6558.35**	**6559.35**	**6560.35**	**6561.35**	**6562.35**
H	710,70	888,50	1066,30									
N° HE	16	20	24									
Code	**6563.35**	**6564.35**	**6565.35**									

PITCH FRAME FOR 19” RACK, in painted sheet. Page 165

N° HE	24	29	33	38								
FOR CABINETS HxW	1400x600	1600x600	1800x600	2000x600								
Code	**DRC396.35**	**DRC397.35**	**DRC398.35**	**DRC399.35**								

CONSOLE FOR DRC, EC, KA, VFR, KM CABINET'S DOOR, in painted sheet. Page 164.

FOR DOOR W	600	800	1000									
Code	**DRC511.35**	**DRC512.35**	**DRC513.35**									

Painted-sheet DOOR, WITH KEYBOARD AND MOUSE SUPPORTING SYSTEM AND TEMPERED GLASS PORTHOLE. Page 164

H	1800		2000			
W	800	1000	800	1000		
Code	**DRC551.35**	**DRC552.35**	**DRC553.35**	**DRC554.35**		

PARTIAL INTERNAL PLATE, in galvanised sheet (Sendzimir) – TO COMBINE WITH SIDE CROSSBEAMS (4 pieces) PAGE 25. Pag. 167

H	200	300	400	500	700	900						
W	498											
FOR CABINETS W	600											
Code	**DRC201**	**DRC202**	**DRC203**	**DRC204**	**DRC298**	**DRC299**						
H	200	300	400	500	200	300	400	500	200	300	400	500
W	698				898				1098			
FOR CABINETS W	800				1000				1200			
Code	**DRC205**	**DRC206**	**DRC207**	**DRC208**	**DRC209**	**DRC210**	**DRC211**	**DRC212**	**DRC213**	**DRC214**	**DRC215**	**DRC216**

GUILLOTINE CABLE ENTRY FLANGE, in painted sheet, WITH NEOPRENE CABLE-TIE GASKET (spare part). Page 168



W	600		800		1000		1200		1600			
D	400	500	400	500	400	500	400	500	500			
Code	**DRC255.35**	**DRC256.35**	**DRC260.35**	**DRC261.35**	**DRC265.35**	**DRC266.35**	**DRC270.35**	**DRC271.35**	**DRC281.35**			

REMOVABLE SHELVES ON TELESCOPIC GUIDES, in painted sheet. Page 167

FOR DOOR W	475		675		875							
D	250	350	250	350	250	350						
FOR CABINETS WxD	600x400	600x500	800x400	800x500	1000x400	1000x500						
Coce	**DRC285.35**	**DRC286.35**	**DRC289.35**	**DRC290.35**	**DRC293.35**	**DRC294.35**						

RAIN PROTECTION ROOF FOR DRC, EC AND KA CABINETS, in painted and galvanised (Sendzimir) sheet. Page 169

W	700		900		1100		1300		1700			
D	450	550	450	550	450	550	450	550	-	550		
FOR CABINETS WxD	600x400	600x500	800x400	800x500	1000x400	1000x500	1200x400	1200x500	-	1600x500		
Code	**TP6040.35**	**TP6050.35**	**TP8040.35**	**TP8050.35**	**TP1040.35**	**TP1050.35**	**TP1240.35**	**TP1250.35**	**-**	**TP1650.35**		

VFR accessories

H200 mm GROMMET PLINTH, WITH CLOSED BOTTOM (with no side flanges) FOR DRC CABINETS, in painted sheet. Page 160

H	200											
W	600		800		1000		1200		1600			
D	400	500	400	500	400	500	400	500	-	500		
Code	**DRC464.35**	**DRC465.35**	**DRC469.35**	**DRC470.35**	**DRC474.35**	**DRC475.35**	**DRC479.35**	**DRC480.35**	**-**	**DRC490.35**		

FLANGE PAIR FOR H200 mm GROMMET PLINTH, in painted sheet. Page 160

H	200											
D	400	500										
Code	**DRC495.35**	**DRC496.35**										

LEVELLING FEET, with nylon base and galvanised stem. Pag. 160



DESCRIPTION	4 PIECES; M12 H. 125 STEM (only for cabinets without plinth)	4 PIECES; M 16 H. 155 STEM (to combine with threaded plugs and groomlet plinth)
Code	**DRC670**	**DRC671**

NYLON PLUGS WITH THREADED INSERT, for 40x40 tube. Page 160

DESCRIPTION	4 PIECES; M12 THREADING – to combine with 670 DRC feet	4 PIECES; M16 THREADING – to combine with 671 DRC feet
Code	**DRC871**	**DRC872**

STABILISERS SUPPORT PAIR FOR DRC, EC KA VFR AND KM CABINETS, in painted sheet. Page 161.

W	660 for D400 cabinets	760 for D500 cabinets		
Code	**7104.35**	**7105.35**		

ACCESSORIES FOR STABILISERS SUPPORT ELEMENTS. Page 161

DESCRIPTION	4 PIECES M10 LEVELLING FEET	4 PIECES STABILISERS WHEELS
Code	**7009**	**7010**

WHEELS SET FOR DCR, EC, KA, VFR, KM S/PLINTH. Page 161

	4 WHEELS Ø 80, M12 GALVANISED STEM
Code	**DRC500**

COMPONENT PROTECTION WINDOW, painted sheet FRAME, WITH TRANSPARENT PORTHOLE. Page 169

H	290	390		490	590	740	
W	590	390	590	490	590	590	
D	60						
Code	**CP5929.35**	**CP3939.35**	**CP5939.35**	**CP4949.35**	**CP5959.35**	**CP5974.35**	

ANODISED ALUMINIUM. Pag. 169

H	400	500	600
W	400	500	600
D	46		
Code	**CP4040**	**CP5050**	**CP6060**

PRE-DRILLED FRONT CROSSBEAMS, in galvanised sheet (Sendzimir). Page 170

H	25				50				75			
FOR CABINETS W	600	800	1000	1200	600	800	1000	1200	600	800	1000	1200
Code	**DRC726**	**DRC727**	**DRC728**	**DRC729**	**DRC757**	**DRC758**	**DRC759**	**DRC760**	**DRC746**	**DRC747**	**DRC748**	**DRC749**

PRE-DRILLED SIDE, in galvanised sheet (Sendzimir). Page 171

H	49											
D	345	445	545									
Code	**VFR44**	**VFR45**	**VFR46**									

PRE-DRILLED BAR FOR DOOR'S INNER PART, in galvanised sheet (Sendzimir). Page 170

HxW	23x458	23x658	23x858									
FOR CABINETS W	600	800	1000									
Code	**DRC771**	**DRC772**	**DRC773**									

PRE-DRILLED BARS SET FOR DOOR'S INNER PART, FOR UL APPROVAL, in galvanized sheet (Sendzimir) – FOR DRC AND VFR. Page 170

FOR DOOR W	600	800	1000	1200	1600	-
Nr. Of pieces per set	3			6		
Code	**DRC-FRUL6**	**DRC-FRUL8**	**DRC-FRUL10**	**DRC-FRUL12**	**DRC-FRUL16**	**-**

TELESCOPIC SPACER PAIR FOR INTERNAL PLATE INSTALLATION, in galvanised sheet (Sendzimir). Page 172

FOR CABINETS D	400	500	600									
Code	**DRC96**	**DRC97**	**DRC98**									

RAL2004 painted sheet DIAGRAM BAG. Page 172

FOR CABINETS W mm	600 (W447xH197xD54)	800 (W647xH197xD54)	1000 (W847xH197xD54)		
Code	**DRC781**	**DRC782**	**DRC783**		

In PVC, with double-sided tape. Page 172

A4 (W230xH220xD30)
DRC926

LIFTING SYSTEM - EN62208, EN 61439-1 APPROVAL. Page 172



DESCRIPTION	M12 ZAMAK EYEBOLT, galvanised		
Code	**DRC910**		

PC SUPPORT FLAP SHELVES TO BE INSTALLED IN DOOR'S INNER PART, in painted sheet. Page. 173

FOR DOOR W	600	800	1000	
Code	**DRC777.35**	**DRC778.35**	**DRC779.35**	

KM-KQ cabinets

Casing:
1,5 mm thick; welded monobloc structure; possibility to install plinths.

Internal plate:
2,5 mm thick galvanised steel sheet (Sendzimir), non-adjustable depth.

Cable entry flange:
1,5 mm steel sheet; it consists in 2 parts, with neoprene cable-tie gasket.

Solid door:
1,8 mm thick steel sheet; polyurethane sealing gasket; 20x20 mm pre-drilled tubular frame. 100° standard opening with reversible right hinges. Standard central locking systems with double-comb tool insert and 4 anchor points. Other configurations are available.

Earthing:
M6 pins to be welded on structure and doors.

Painting:
Thermosetting powders.

Material:
1,5/1,8 mm thick carbon steel sheet.

Standard colours:
RAL7035 textured
RAL7032 on request
Plinth: RAL7009 textured

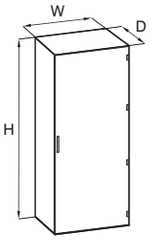

Degree of Protection and Approvals:

IP55 EN 62 208 • EN 61 439-1
IK10 EN 62 208 • EN 61 439-1

EN 62 208 • EN 61 439-1

TYPE 1, 12 • Standard 508
NEMA 1, 12 • Standard 250

2011/65/CE

1272/2008/CE

1 By separated ordering: plinth (internal plate is included).

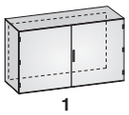

1

Dimensions (mm) H	W	D	Doors number of doors	KQ solid door, internal plate, welded side and back panel		Solid Door			Plate Front-installation internal plate (Spare part)	Plinth H 100	Plinth H 200
600	1200	400	2	KQ1264.35		QO3612.35			QO126	DRC616	DRC636
	1400		2	KQ1464.35		QO3614.35			QO146	DRC641	DRC651
	1600		2	KQ1664.35		QO3616.35			QO166	DRC646	DRC656
800	1200		2	KQ1284.35		QO3812.35			QO128	DRC616	DRC636
	1400		2	KQ1484.35		QO3814.35			QO148	DRC641	DRC651
	1600		2	KQ1684.35		QO3816.35			QO168	DRC646	DRC656
	1800		2	KQ1884.35		QO3818.35			QO188	DRC666	DRC668
	2000		2	KQ2084.35		QO3820.35			QO208	DRC667	DRC669
1000	1200		2	KQ12104.35		QO31012.35			QO121	DRC616	DRC636
	1400		2	KQ14104.35		QO31014.35			QO141	DRC641	DRC651
	1600		2	KQ16104.35		QO31016.35			QO161	DRC646	DRC656
	1800		2	KQ18104.35		QO31018.35			QO181	DRC666	DRC668
	2000		2	KQ20104.35		QO31020.35			QO201	DRC667	DRC669

1 By separated ordering: plinth (internal plate is included).

1

Dimensions (mm) H	W	D	Doors number of doors	KM solid door, internal plate, welded side and back panel		Solid Door			Plate Front-installation internal plate (Spare part)	Plinth H 100	Plinth H 200
1400	600	400	1	KM6144.35		VFR801.35			VFR101	DRC601	DRC621
	800		1	KM8144.35		VFR802.35			VFR102	DRC606	DRC626
	1000		1	KM10144.35		VFR809.35			VFR109	DRC611	DRC631
1600	600		1	KM6164.35		VFR803.35			VFR103	DRC601	DRC621
	800		1	KM8164.35		VFR804.35			VFR104	DRC606	DRC626
	1000		1	KM10164.35		VFR805.35			VFR105	DRC611	DRC631
1800	600		1	KM6184.35		DRC801.35			DRC101	DRC601	DRC621
	800		1	KM8184.35		DRC802.35			DRC102	DRC606	DRC626
	1000		1	KM10184.35		DRC803.35			DRC103	DRC611	DRC631
2000	600		1	KM6204.35		DRC805.35			DRC105	DRC601	DRC621
	800		1	KM8204.35		DRC806.35			DRC106	DRC606	DRC626
	1000		1	KM10204.35		DRC807.35			DRC107	DRC611	DRC631

KM-KQ accessories

CONSOLE FOR DRC, EC, KA, VFR, KM CABINET'S DOOR, in painted sheet. Page 164.

FOR DOOR W	600	800	1000									
Code	**DRC511.35**	**DRC512.35**	**DRC513.35**									

GUILLOTINE CABLE ENTRY FLANGE, in painted sheet, WITH NEOPRENE CABLE-TIE GASKET (spare part). Page 168

W	600	800	1000	1200	1400	1600	1800	2000				
D	400											
Code	**DRC255.35**	**DRC260.35**	**DRC265.35**	**DRC270.35**	**DRC275.35**	**DRC280.35**	**DRC280/1.35**	**DRC280/2.35**				

RAIN PROTECTION ROOF FOR DRC, EC AND KA CABINETS, in painted and galvanised (Sendzimir) sheet. Page 169

W	700	900	1100	1300	1500	1700	1900	2100				
D	450											
FOR CABINETS WxD	600x400	800x400	1000x400	1200x400	1400x400	1600x400	1800x400	2000x400				
Code	**TP6040.35**	**TP8040.35**	**TP1040.35**	**TP1240.35**	**TP1440.35**	**TP1640.35**	**TP1840.35**	**TP2040.35**				

H200 mm GROMMET PLINTH, WITH CLOSED BOTTOM (with no side flanges) FOR DRC CABINETS, in painted sheet. Page 160

H	200											
W	600	800	1000	1200	1400	1600	1800	2000				
D	400											
Code	**DRC464.35**	**DRC469.35**	**DRC474.35**	**DRC479.35**	**DRC484.35**	**DRC489.35**	**DRC494.35**	**DRC494/1.35**				

FLANGE PAIR FOR H200 mm GROMMET PLINTH, in painted sheet. Page 160

DESCRIPTION	Flange pair for H200xD400 grommet plinth		
Code	**DRC495.35**		

LEVELLING FEET, with nylon base and galvanised stem. Pag. 160

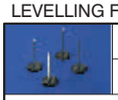

DESCRIPTION	4 PIECES; M12 H. 125 STEM (only for cabinets without plinth)	4 PIECES; M 16 H. 155 STEM (to combine with threaded plugs and groomlet plinth)
Code	**DRC670**	**DRC671**

NYLON PLUGS WITH THREADED INSERT, for 40x40 tube. Page 160

DESCRIPTION	4 PIECES; M12 THREADING – to combine with 670 DRC feet	4 PIECES; M16 THREADING – to combine with 671 DRC feet
Code	**DRC871**	**DRC872**

STABILISERS SUPPORT PAIR FOR DRC, EC KA VFR AND KM CABINETS, in painted sheet. Page 161.

W	660 for D400 cabinets			
Code	**7104.35**			

ACCESSORIES FOR STABILISERS SUPPORT ELEMENTS. Page 161

DESCRIPTION	4 PIECES M10 LEVELLING FEET	4 PIECES STABILISERS WHEELS
Code	**7009**	**7010**

WHEELS SET FOR DCR, EC, KA, VFR, KM S/PLINTH. Page 161

	4 WHEELS Ø 80, M12 GALVANISED STEM
Code	**DRC500**

COMPONENT PROTECTION WINDOW, painted sheet FRAME, WITH TRANSPARENT PORTHOLE. Page 169

H	290	390		490	590	740	
W	590	390	590	490	590	590	
D	60						
Code	**CP5929.35**	**CP3939.35**	**CP5939.35**	**CP4949.35**	**CP5959.35**	**CP5974.35**	

ANODISED ALUMINIUM. Pag. 169

H	400	500	600
W	400	500	600
D	46		
Code	**CP4040**	**CP5050**	**CP6060**

PRE-DRILLED BAR FOR DOOR'S INNER PART, in galvanised sheet (Sendzimir). Page 170

HxW	23x458	23x658	23x858	
FOR CABINETS W	600	800	1000	
Code	**DRC771**	**DRC772**	**DRC773**	

TELESCOPIC SPACER PAIR FOR INTERNAL PLATE INSTALLATION, in galvanised sheet (Sendzimir). Page 172

FOR CABINETS D	400					
Code	**DRC96**					

RAL2004 painted sheet DIAGRAM BAG. Page 172

FOR CABINETS W mm	600 (W447xH197xD54)	800 (W647xH197xD54)	1000 (W847xH197xD54)		
Code	**DRC781**	**DRC782**	**DRC783**		

In PVC, with double-sided tape. Page 172

A4 (W230xH220xD30)	
DRC926	

LIFTING SYSTEM - EN62208, EN 61439-1 APPROVAL. Page 172



DESCRIPTION	M12 ZAMAK EYEBOLT, galvanised		
Code	**DRC910**		

PC SUPPORT FLAP SHELVES TO BE INSTALLED IN DOOR, in painted sheet. Page. 173

FOR DOOR W	600	800	1000	
Code	**DRC777.35**	**DRC778.35**	**DRC779.35**	


ERGENZA
ERGENZA

HLT - page 56
Professional suspension system for on-board control unit installation; suitable for D93-DPH, D93-DCF, D93-DFF casings or aluminium consoles.

D93-DCF - page 63
Hanging control box in completely welded steel; hinged back door; anodized aluminium front panel; aluminium frame. HLT suspension system installation configuration.

D93-DPH - page 64
Hanging control box in completely welded steel; hinged back door; anodized aluminium front panel; side profiles in aluminium. HLT suspension system installation configuration.



D93-DFF - page 65
Hanging control box in completely welded steel; hinged front door; side profiles in aluminium. 2mm thick FeZn internal plate; HLT suspension system installation configuration.

HLT suspension systems

HLT:
A complete range of accessories that guarantees the best results for control units in man/automatic machines interaction, thanks to the design and the functionality of components. It is possible to add assisted suspension systems and customised systems depending on components weight. To combine with D93-DPH, D93-DCF,D93-DFF control cases, aluminium cases and VESA equipment.

Painting:
Thermosetting powders.

Material:
Aluminium

Standard colours:
RAL7016 (connectors)
RAL7035 (tubes)

Degree of Protection and Approvals:

*IP55 EN 62 208 • EN 61 439-1
IK10 EN 62 208 • EN 61 439-1

EN 62 208 • EN 61 439-1

*TYPE 1, 12 • Standard 508
NEMA 1, 12 • Standard 250

2011/65/CE

1272/2008/CE

* To combine with D93-DPH, D93-DCF, D93-DFF control cases.

THE **UL/CSA** MARK MUST BE SPECIFICALLY REQUESTED IN THE ORDER.

- 62x85 mm tubular profile
- Loading capacity up to 800N, 1000 mm overhang.
- Tubular profile length up to 2000 mm.
- Tilt adjustment according to load.
- Colour: similar to RAL 7016 (anthracite grey)
  Tubular profile: similar to RAL 7035 (light grey)

Suspension system made out of extruded aluminium profiles, that grant strength and great adaptability

Configuration selection guide:

CEILING APPLICATION

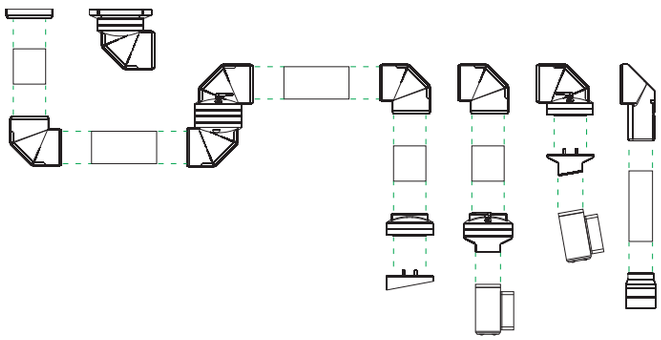

CONTROL BOX CONNECTION

MOVABLE WALL APPLICATION

FIXED WALL APPLICATION

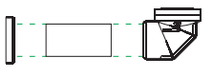

INTERMEDIATE JOINT APPLICATION

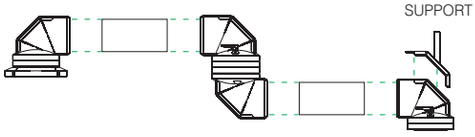

LIGHT-SIGNALLING DEVICE SUPPORT

FLOOR APPLICATION

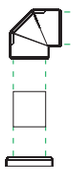

VERTICAL FLOOR APPLICATION

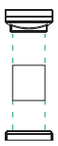

Support horizontal tubular profile length defines system's loading capacity.

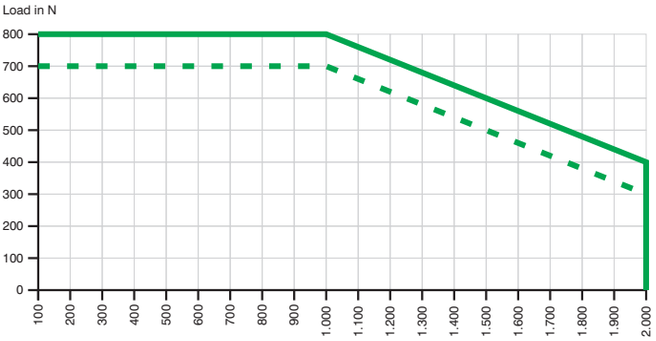

Support horizontal tubular profile length in mm
Without intermediate joint ——— With intermediate joint - - -

In an intermediate joint suspension system, single tubular profile length (L1-L2) is variable (max. 1500 mm), but the maximum overall length is 2000 mm.

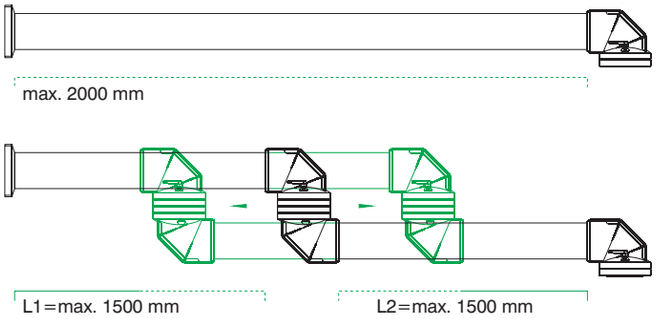

Tilt constant adjustment (according to load, up to 4°)

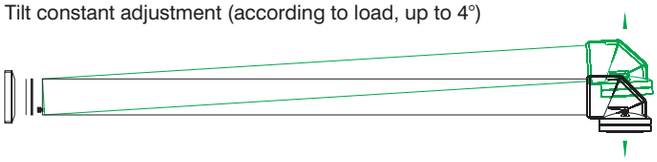

HASEKE

Swivelling turret

For support arm horizontal swivelling at 30° intervals (factory settings 150°/150°).
180° rotated application is possible.
Tilt adjustment screw according to load.

Material: Aluminium
Colour: RAL7016 (anthracite grey)
Weight: Approx 3,2 Kg.
Characteristics: Removable cover for installation

Code	40101-02

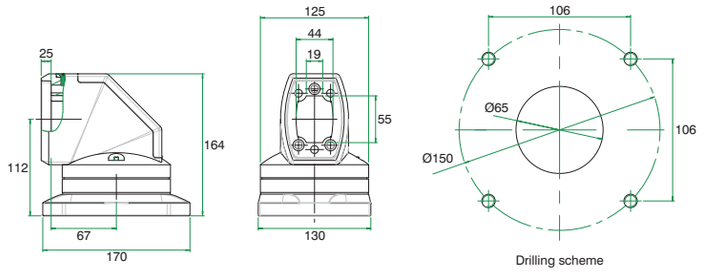

Swivelling wall bracket

For support arm horizontal swivelling at 30° intervals (factory settings 90°/90°).
180° rotated application is possible.
Tilt adjustment screw according to load.

Material: Aluminium
Colour: RAL7016 (anthracite grey)
Weight: Approx 4,1 Kg.
Characteristics: Removable cover for installation

Code	40102-02

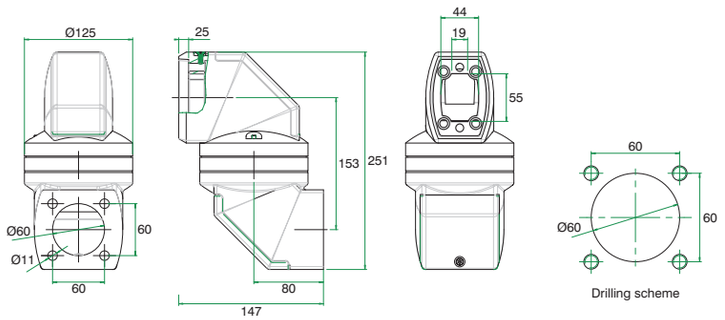

Intermediate joint

To connect two horizontal profiles and to make them autonomously swivelling at 30° intervals (factory settings 150°/150°).
180° rotated application is possible.
Tilt adjustment screw according to load.

Material: Aluminium
Colour: RAL7016 (anthracite grey)
Weight: Approx 4,9 Kg.
Characteristics: Removable cover for installation

Code	40103-02

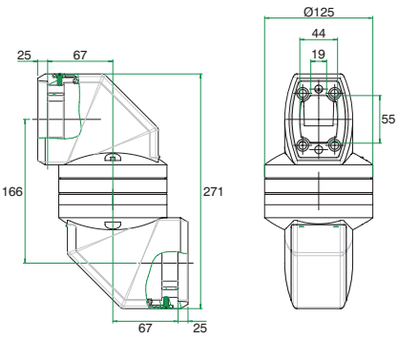

90°-fixed coupling angle

To connect two profiles (horizontal and vertical).

Material: Aluminium
Colour: RAL7016 (anthracite grey)
Weight: Approx 1,4 Kg.
Characteristics: Removable cover for installation

Code	40104-01

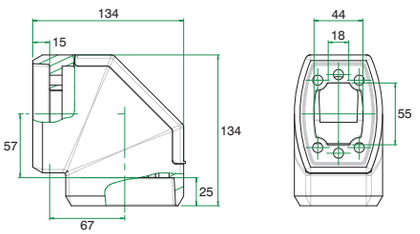

90°-swivelling coupling angle

To connect two profiles (horizontal and vertical) and to make them swivelling at 30° intervals (factory settings 170°/170°). 50% limited loading capacity. Dim. max: H1000 W1000 mm. Connect the bottom part to the profile and fix it to the top.

Material: Aluminium
Colour: RAL7016 (anthracite grey)
Weight: Approx 2,8 Kg.
Characteristics: Removable cover for installation

Code	40125-02

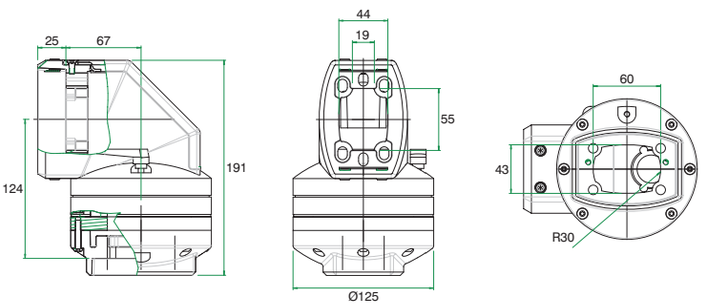

HLT accessories

Swivelling coupling joint

Swivelling coupling joint:
To connect a HLT profile to a control box and make them swivelling with screws at 90° intervals (factory settings 170°/170°).

Material: Aluminium
Colour: RAL7016 (anthracite grey)

Weight:
Approx 1,5 Kg.

Code	40105-02

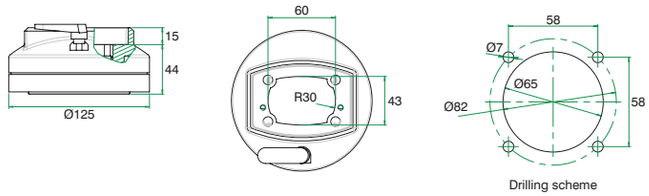

Wall/floor fixed flange

To connect a HLT profile to horizontal or vertical surfaces.
Tilt adjustment with screws according to load.

Material: Aluminium
Colour: RAL7016 (anthracite grey)

Weight:
Approx 0,6 Kg.

Code	40106-01

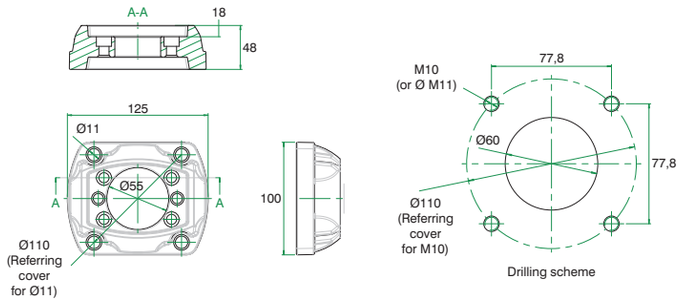

Swivelling coupling joint for control box

To connect a HLT profile to a control box and make them swivelling with screws at 90° intervals (factory settings 170°/170°).
Installation on bottom base is possible.

Material: Aluminium
Colour: RAL7016 (anthracite grey)

Weight: Approx 2,4 Kg.
Characteristics: Removable cover for installation

Code	40108-02

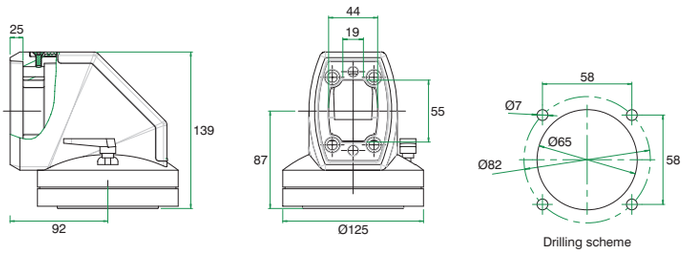

Swivelling coupling joint with adaptor

To connect a HLT profile to reduced-depth control boxes (small flange).
90°/90° swivelling interval restriction with screws.
Swivelling interval 170°/170°.

Material: Aluminium
Colour: RAL7016 (anthracite grey)

Weight:
Approx 1,9 Kg.

Code	40107-02

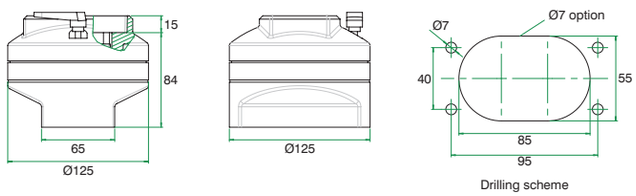

Swivelling coupling joint with adaptor for control box

To connect a HLT profile to reduced-depth control boxes (small flange).
Swivelling interval 170°/170°.
90°/90° swivelling interval restriction with screws.
Installation on bottom base is possible.

Material: Aluminium
Colour: RAL7016 (anthracite grey)

Weight: Approx 2,8 Kg.
Characteristics: Removable cover for installation

Code	40109-02

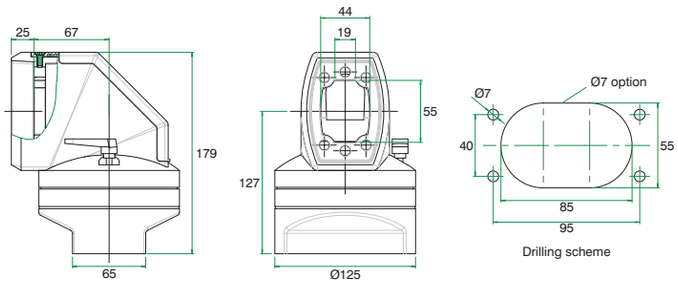

HLT accessories

10° fixed tilt adaptor

For the 10° tilt of the connector with control boxes.

Material:
Aluminium

Colour:
RAL7016 (anthracite grey)

Weight:
Approx 0,3 Kg.

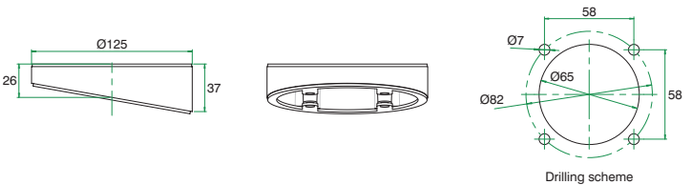

Code	40110-01

10° fixed tilt adaptor (for reduced-depth control boxes)

For the 10° tilt of the connector with reduced-depth control boxes (small flange).

Material:
Aluminium

Colour:
RAL7016 (anthracite grey)

Weight:
Approx 0,5 Kg.

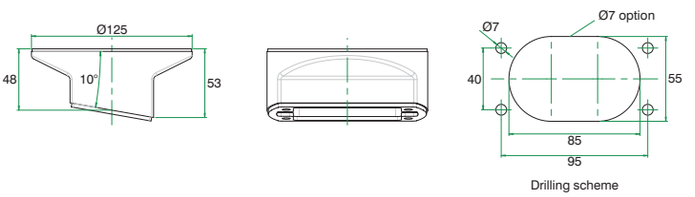

Code	40111-01

Boxes tilt adaptor

8° interval adjustable tilt adaptor, between 0° and 32° for boxes and connectors.
Max permissible load: 25kg.

Material:
Aluminium

Colour:
RAL7016 (anthracite grey)

Weight:
Approx 1,0 Kg.

Characteristics:
With bellows sheath

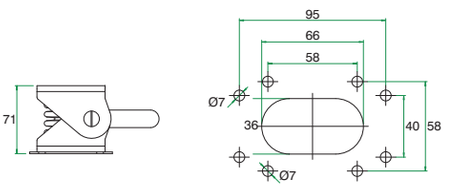

Code	40119-01

HLT Rotofix

For on-desk application with control boxes.

Material:
Aluminium

Colour:
RAL7016 (anthracite grey)

Weight:
Approx 2,0 Kg.

Characteristics:
With rotation limiter

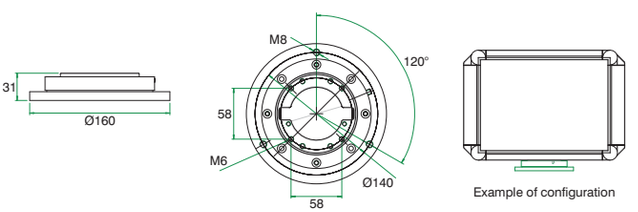

Code	40121-01

90° angle adaptor for ø48 tube

To connect a HLT horizontal profile and a Ø48 vertical tube.
Anti-fall protection system is included.

Material:
Aluminium

Colour:
RAL7016 (anthracite grey)

Weight:
Approx 0,8 Kg.

Characteristics:
Removable cover for installation

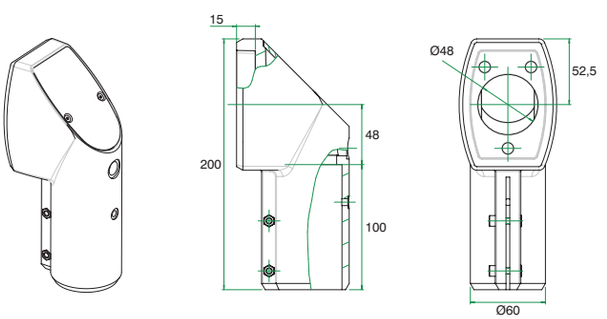

Code	40116-01

Swivelling connector for ø48 tube

To connect a Ø48 mm vertical tube to control boxes at a 250° interval.
Anti-fall protection system is included.
Max permissible load: 50 kg.

Material:
Aluminium

Colour:
RAL7016 (anthracite grey)

Weight:
Approx 0,7 Kg.

Code	40117-01

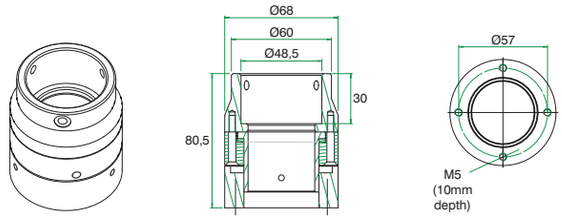

VESA adaptor

Connection to HLT suspension system.
Degree of protection IP54 (on request).
VESA® 75 or 100 standardisation (optionally).
Cable exit on both side (on request).

Material:
Aluminium

Colour:
RAL7016 (anthracite grey)

Weight:
Approx 1,2 Kg.

Code	40112-01

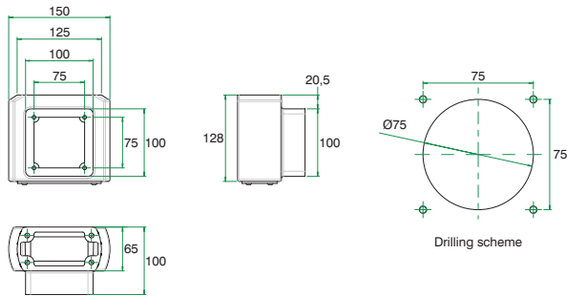

Light-signalling column support

For light-signalling columns with a 25 mm connector to:
- Upper connector - Wall connector
- Intermediate connector - Curves
- 90° connector (normal with reduced flange)

Material:
Aluminium

Colour:
RAL7016 (anthracite grey)

Weight:
Approx 0,6 Kg.

Code	40115-01

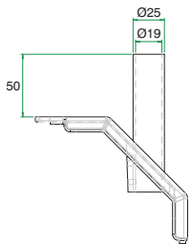

Cable protection flange

To protect control box connection electric cables.
Suitable for al connectors types.

Material:
Aluminium

Colour:
RAL7016 (anthracite grey)

Weight:
Approx 0,1 Kg.

Code	40190-01

VESA adaptor flange

For fixed connection with VESA® 100 monitors and VESA® adaptors

Material:
Aluminium

Colour:
RAL7016 (anthracite grey)

Weight:
Approx 0,1Kg.

Code	40190-02

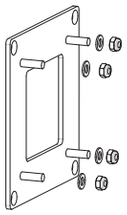

HLT accessories

H85 x W62 mm TUBE

HLT profile for horizontal and vertical applications.
Easily adaptable to requested length.
Specific dimensions available on request.

Material: Aluminium
Colour: RAL7035

Weight:
Approx 6,0 Kg/mt.

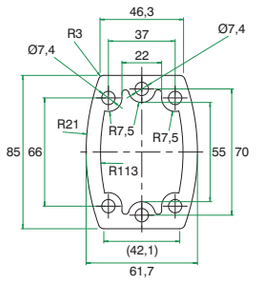

DIMENSION mm	L250	L500	L1000	L2000
Code	**40130-0250**	**40130-0500**	**40130-1000**	**40130-2000**

Ø48 TUBE

Circular-section tubes for vertical installation.
Easily adaptable to requested length.
Specific dimensions available on request.

Material: Aluminium
Colour: RAL7035

Weight:
Approx 1,6 Kg/mt.

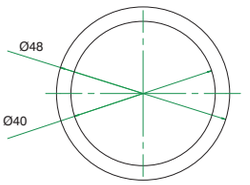

DIMENSION mm	L250	L500	L750	
Code	**40140-0250**	**40140-0500**	**40140-0750**	

SYSTEM COMBINATIONS : HLT COMBINATION

System components	Type of assembly: **FLOOR**
N - Mounting foot **E** - Rotating coupling. **L** - Adjustable inclination adapter 30°	P 3 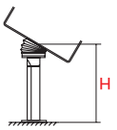

System components	Type of assembly: **OVERHEAD**
N - Mounting foot **E** - Rotating coupling. **L** - Adjustable inclination adapter 30°	P 4 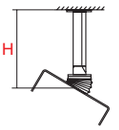

	Type of assembly: **WALL**
A - Wall joint. **F** - Rotating elbow coupling.	W 1 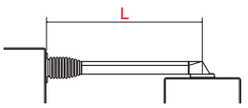
A - Wall joint. **D** - 90 ° elbow. **E** - Rotating coupling.	W 2 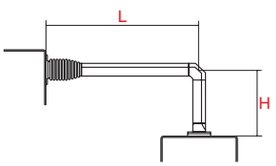
A - Wall joint. **G** - Intermediate joint. **F** - Rotating elbow coupling.	W 3 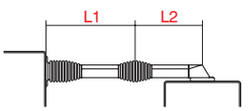
A - Wall joint. **G** - Intermediate joint. **D** - 90 ° elbow. **E** - Rotating coupling.	W 4 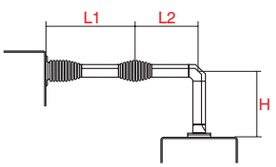

	Type of assembly: **TOP**
B - Pivoting set-up joint. **F** - Rotating elbow coupling.	A 1 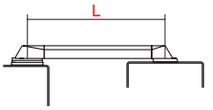
B - Pivoting set-up joint. **D** - 90 ° elbow. **E** - Rotating coupling.	A 2 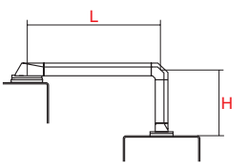
B - Pivoting set-up joint. **G** - Intermediate joint. **F** - Rotating elbow coupling.	A 3 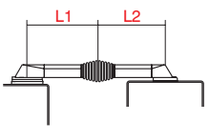
B - Pivoting set-up joint. **G** - Intermediate joint. **D** - 90 ° elbow. **E** - Rotating coupling.	A 4 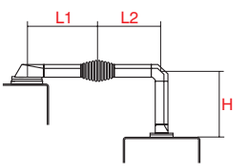

D93-DCF hanging control boxes

Casing:
1,5 mm thick; welded monobloc structure.

Internal plate:
Not provided.

Cable entry:
HLT system installation configuration.

Solid door:
1,5 mm thick; polyurethane sealing gasket; pvc locking system with 3 mm double-comb tool insert; Other configurations are available.
120° standard opening with reversible left hinges.

Perimeter frame:
Painted aluminium profiles, combined with 2 mm thick aluminium panel. It protrudes of 50 mm in W and in H.

Earthing:
M6 pins to be welded on structure and door.

Painting:
Thermosetting powders.

Standard colours:
RAL7035 textured
Frame: RAL7016 textured

Degree of Protection and Approvals:

IP55 EN 62 208 • EN 61 439-1
IK10 EN 62 208 • EN 61 439-1

EN 62 208 • EN 61 439-1

TYPE 1, 12, 4 • Standard 508
NEMA 1, 12, 4 • Standard 250

ELE118311CS

2011/65/CE

1272/2008/CE

THE **UL/CSA** MARK MUST BE SPECIFICALLY REQUESTED IN THE ORDER

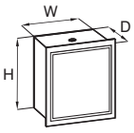

Dimensions (mm)			-	D93-DCF	Kg	m³
H	W	D				
400	400	200	-	D93-DCF4420/HLT	12	0,04
500	400	200	-	D93-DCF4520/HLT	14	0,05
500	500	200	-	D93-DCF5520/HLT	16	0,06
600	400	200	-	D93-DCF4620/HLT	16	0,06
600	600	350	-	D93-DCF6635/HLT	26	0,15
700	500	350	-	D93-DCF5735/HLT	26	0,15

D93-DPH hanging control boxes



Casing:
1,5 mm thick; welded monobloc structure.

Internal plate:
Not provided.

Cable entry:
HLT system installation configuration.

Solid door:
1,5 mm thick; polyurethane sealing gasket; pvc locking system with 3 mm double-comb tool insert; Other configurations are available.
120° standard opening with reversible left hinges.

Perimeter frame:
Painted aluminium profiles, combined with 2 mm thick aluminium panel. It protrudes of 30 mm in W.

Earthing:
M6 pins to be welded on structure and door.

Painting:
Thermosetting powders.

Standard colours:
RAL7035 textured
Profile: RAL6033 textured

Degree of Protection and Approvals:

IP55 EN 62 208 • EN 61 439-1
IK10 EN 62 208 • EN 61 439-1

EN 62 208 • EN 61 439-1

TYPE 1, 12, 4 • Standard 508
NEMA 1, 12, 4 • Standard 250

ELE118311CS

2011/65/CE

1272/2008/CE

THE **UL/CSA** MARK MUST BE SPECIFICALLY REQUESTED IN THE ORDER

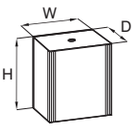

Dimensions (mm)			-	D93-DPH	Kg	m³
H	W	D				
200	360	155	-	D93-DPH3620/HLT	8	0,01
300	440	210	-	D93-DPH4430/HLT	10	0,03
380	440	210	-	D93-DPH4438/HLT	12	0,03
380	660	210	-	D93-DPH6638/HLT	15	0,06
500	560	210	-	D93-DPH5650/HLT	15	0,06

D93-DFF hanging control boxes

Casing:
1,5 mm thick; welded monobloc structure.

Internal plate:
Not provided.

Cable entry:
HLT system installation configuration.

Solid door:
1,5 mm thick; polyurethane sealing gasket; pvc locking system with 3 mm double tool insert;
Other configurations are available.
120° standard opening with reversible right hinges.

Perimeter frame:
Painted aluminium profiles, combined with 2 mm thick aluminium panel. It protrudes of 30 mm in W.

Earthing:
M6 pins to be welded on structure and door.

Painting:
Thermosetting powders.

Standard colours:
RAL7035 textured
Profile: RAL6033 textured

Degree of Protection and Approvals:

IP55 EN 62 208 • EN 61 439-1
IK10 EN 62 208 • EN 61 439-1

EN 62 208 • EN 61 439-1

TYPE 1, 12, 4 • Standard 508
NEMA 1, 12, 4 • Standard 250

ELE118311CS

2011/65/CE

1272/2008/CE

THE **UL/CSA** MARK MUST BE SPECIFICALLY REQUESTED IN THE ORDER

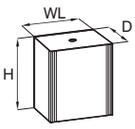

Dimensions (mm)			-	D93-DFF		
H	W	D			Kg	m³
300	300	180	-	D93-DFF3318/HLT	9	0,02
300	400	180	-	D93-DFF4318/HLT	10	0,03
400	300	180	-	D93-DFF3418/HLT	10	0,03
400	400	180	-	D93-DFF4418/HLT	12	0,04
500	500	180	-	D93-DFF5518/HLT	14	0,05

D93-DFF box opening detail.



BANDERA

LC - page 71
compact control console, completely welded, no protrusion, 18° tilt desk, hinged, openable from inside. Suitable for reduced transit space plant. Cable entry flange on the bottom; 2mm FeZn fixed internal plate.
Plinth application configuration.

LVE - page 72
Modular control console with 14° tilt desk; open position retainer; it is possible to add top plate connected with tubular profiles. Cable entry flange on the bottom; 2mm FeZn fixed internal plate.
Plinth application configuration

LM - page 74
Monobloc control console with 14° tilt desk; open position retainer. Same characteristics and dimensions as LVE model, but cheaper. Cable entry flange on the bottom; 2mm FeZn fixed internal plate.
Plinth application configuration.

DRC-LAN - page 68
PC housing and protection cabinets, with support monitor, keyboards, mouse and central unit. It is possible to combine them with DRC cabinets to create in-line configurations.
Plinth application configuration.

LVM - page 75
Monobloc control console with 12° tilt desk, 70° tilt top plate, both with open position retainer.
Single back panel up to W1000mm.
Hinged door for W1200-1600 mm.
Cable entry flange on the bottom; 2mm FeZn single internal plate, depth adjustable. Plinth application configuration.

LVD93 - page 70
Compact control console with 12° tilt and hinged desk, with open position retainer.
Bottom base depth: 300 mm.
Cable entry flange on the bottom; 2mm FeZn fixed internal plate.
H100 plinth is included.

LV - page 76
Modular control console.
Base includes hinged front door and fixed back panel, cable entry flange and adjustable 2mm FeZn internal plate. 12°tilt desk and 70° tilt top plate included open position retainer.
Plinth application configuration.

DRC-LAN cabinets

THE **UL/CSA** MARK MUST BE SPECIFICALLY REQUESTED IN THE ORDER

DRC-LAN
with flap
door

DRC-LAN/A
with central
removable
drawer

DRC-LAN/B
with fixed door
and removable
drawer

LAN1 :: LAN2 cabinets

DRC-LAN 1
with flap
door

DRC-LAN 1/A
with central
removable
drawer

DRC-LAN 2
with central
removable drawer.
Art.7080 wheels base

technical data subject to change without notice

DRC-LAN cabinets

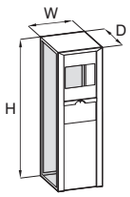

Structure:
1,5 mm thick steel sheet drawn-columns bearing frame; drawn-columns are fixed and welded to die-cast aluminum joints. 25 mm pitch drilling scheme; roof and base fixed to structure.

Side and back panels:
1,5 mm thick steel sheet; polyurethane sealing gasket; fixed to structure.

Internal plate:
BY SEPARATED ORDERING,
PARTIAL OR COMPLETE.

Cable entry flange:
1,5 mm steel sheet; it consists in 2 parts, with neoprene cable-tie gasket.

Earthing:
M6 pins to be welded on structure, doors and panels.

Painting:
Thermosetting powders.

Material:
1,5/1,8 mm thick carbon steel sheet.

Standard colours:
RAL7035 textured
RAL7032 on request
Doors profile: RL6033 textured
Plinth: RAL7009 textured

Degree of Protection and Approvals:

IP55 EN 62 208 • EN 61 439-1
IK08 EN 62 208 • EN 61 439-1

EN 62 208 • EN 61 439-1

TYPE 1, 12 • Standard 508
NEMA 1, 12 • Standard 250

ELE118311CS

2011/65/CE

1272/2008/CE

DRC-LAN:
H645 mm upper door, with transparent 19" porthole and right hinges; H300 mm central door with flap air-spring opening system; keyboard desk and mouse support; H845 mm solid lower door, right hinges. Monitor and CPU supports fixed on structure.

DRC-LAN/A:
H645 mm upper door, with transparent 19" porthole and right hinges; H100mm central removable drawer; keyboard desk and mouse support; H1045 mm solid lower door, right hinges.
Monitor support fixed on structure.

DRC-LAN/B:
H645 mm upper door, with transparent 19" porthole and right hinges;H200 mm door with hinges and screws (lock on request), flap opening system; H100mm central removable drawer; keyboard desk and mouse support; H845 mm solid lower door, right hinges. Monitor support fixed on structure.

Dimensions (mm)			DRC-LAN flap drawer	DRC-LAN/A removable drawer	DRC-LAN/B fixed panel and removable drawer	Side panels pair	Plinth H 100 RAL7009	Plinth H 200 RAL7009	Stabiliser D860 RAL6033 Page 161	Stabiliser Feet M10 - 4 pieces set Page 161	Stabiliser Wheels 4 pieces set Page 161	Cabinet Wheels M12 - 4 pieces set Page 161	On-guides Removable Shelves Page167
H	W	D											
1810	600	625	DRC-LAN.35	DRC-LAN-A.35	DRC-LAN-B.35	DRC353.35	-	-	-	-	-	-	-
-	-	-	-	-	-	-	DRC603	DRC623	7005.35	7009	7010	DRC500	DRC287.35

DESK CABINETS

LAN1 :: LAN2 cabinets

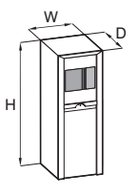

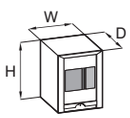

Casing:
1,5 mm thick steel sheet monobloc with welded side panels roof and base; internal profiles with 25 mm pitch drilling scheme.

Back panels:
1,5 mm thick steel sheet; polyurethane sealing gasket; fixed to case.

Internal plate:
BY SEPARATED ORDERING,
PARTIAL OR COMPLETE.

Cable entry flange:
1,5 mm steel sheet; it consists in 2 parts, with neoprene cable-tie gasket.

Earthing:
M6 pins to be welded on structure, doors and panels.

Painting:
Thermosetting powders.

Material:
1,5/1,8 mm thick carbon steel sheet.

Standard colours:
RAL7035 textured/RAL7032 on request
Doors profile,column support: RL6033 textured
Plinth: RAL7009 textured

Degree of Protection and Approvals:

IP55 EN 62 208 • EN 61 439-1
IK08 EN 62 208 • EN 61 439-1

EN 62 208 • EN 61 439-1

TYPE 1, 12 • Standard 508
NEMA 1, 12 • Standard 250

ELE118311CS

2011/65/CE

1272/2008/CE

DRC-LAN1:
H645 mm upper door, with transparent 19" porthole and right hinges; H300 mm central door with flap air-spring opening system; keyboard desk and mouse support; H645 mm solid lower door, right hinges. Monitor and CPU supports fixed on structure

DRC-LAN/1A:
H645 mm upper door, with transparent 19" porthole and right hinges; H100mm central removable drawer; keyboard desk and mouse support; H845 mm solid lower door, right hinges. Monitor support fixed on structure.

DRC-LAN2:
H645 mm upper door, with transparent 19" porthole and right hinges; H100mm central removable drawer; keyboard desk and mouse support.



Dimensions (mm)			LAN1 flap drawer	LAN1/A removable drawer	LAN2 removable drawer	Base for DRC-LAN-2 H1025 (with wheels)	Plinth H 100 RAL6033	Plinth H 200 RAL6033	Stabiliser D860 RAL6033 Pag.161	Stabiliser Feet M10 - 4 pieces set Page 161	Stabiliser Wheels 4 pieces set Page 161	Cabinet Wheels M12 - 4 pieces set Page 161	On-guides Removable Shelves Page167
H	W	D											
1600	600	625	DRC-LAN-1	DRC-LAN-1/A	-	-	-	-	-	-	-	-	-
760			-	-	DRC-LAN-2	-	-	-	-	-	-	-	-
-	-	-	-	-	-	7080	7007	7007/2	7005.35	7009	7010	DRC500	DRC287.35

technical data subject to change without notice

LVD93 desks cabinets

Base:
1,5mm thick steel sheet welded monobloc structure.

Internal plate:
2,0 mm thick galvanised steel sheet (Sendzimir), non-adjustable.

Cable entry flange:
Flat, fixed from the inside, with gasket.

Solid door:
1,5 mm thick; polyurethane sealing gasket; pre-drilled internal elements for component installation; pvc locking system with 3 mm double-comb tool insert; other configurations are available. 120° standard opening with reversible left hinges.

Desk:
12° tilt welded monobloc structure; 1,5 mm steel sheet; top-hinges door and opening position retainer; central locking system with 3 mm double-comb tool insert; other configurations are available.

To be fixed to and in connection with the base.

Painting:
Thermosetting powders.

Material:
1,5 mm thick carbon steel sheet.

Standard colours:
RAL7035 textured
RAL7032 on request
Plinth: RAL7009 textured

Degree of Protection and Approvals:

IP55 EN 62 208 • EN 61 439-1
IK10 EN 62 208 • EN 61 439-1

EN 62 208 • EN 61 439-1

2011/65/CE

1272/2008/CE

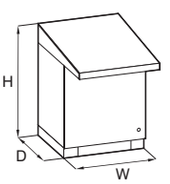

Dimensions (mm)			Doors number of doors	LVD93 con piastra interna e zoccolo H100 mm					
H	W	D							
1060	500	300	1	LVD93/1.35					
	600		1	LVD93/2.35					
	800		1	LVD93/3.35					

LC desks cabinets

Structure:
1,5mm thick steel sheet welded monobloc structure.

Internal plate:
2,0 mm thick galvanised steel sheet (Sendzimir), non-adjustable.

Cable entry flange:
Flat, fixed from the inside, with gasket.

Solid door:
1,5 mm thick; polyurethane sealing gasket; pre-drilled internal elements for component installation; metal locking system (up to W=1000 in pvc) with 3 mm double-comb tool insert; other configurations are available. 120° standard opening with reversible left hinges. Hinged door from W=1200 mm.

Desk door:
18° tilt, hinges on top part, fixed with screw from the inside.

Painting:
Thermosetting powders.

Material:
1,5 mm thick carbon steel sheet.

Standard colours:
RAL7035 textured
RAL7032 on request
Plinth: RAL7009 textured

Degree of Protection and Approvals:

IP55 EN 62 208 • EN 61 439-1
IK10 EN 62 208 • EN 61 439-1

EN 62 208 • EN 61 439-1

2011/65/CE

1272/2008/CE

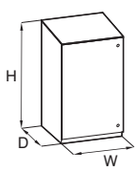

Dimensions (mm)			Doors number of doors	Order code (internal plate included)	Plinth H 100	Plinth H 200			
H	W	D							
1150	600	300	1	LC6113.35	LC612	LC622			
	800		1	LC8113.35	LC812	LC822			
	1000		1	LC10113.35	LC1012	LC1022			
	1200		2	LC12113.35	LC1212	LC1222			
	1600		2	LC16113.35	LC1612	LC1622			

LVE desks cabinets

Base:
1,5 mm thick steel sheet welded monobloc structure.

Internal plate:
2,0 mm thick galvanised steel sheet (Sendzimir), non-adjustable.

Cable entry flange:
1,5 mm thick steel sheet; it consists in 2 parts; with cable-tie neoprene gasket.

Solid door:
1,5 mm thick; polyurethane sealing gasket; pre-drilled internal elements for component installation; metal locking system with 3 mm double-comb tool insert; other configurations are available. 100° standard opening with reversible left hinges. Hinged door from W=1200 mm.

Desk:
12° tilt welded monobloc structure; 1,5 mm steel sheet; top-hinges door and opening position retainer; central locking system with 3 mm double-comb tool insert; other configurations are available.

To be fixed to and in connection with the base.

Painting:
Thermosetting powders.

Material:
1,5 mm thick carbon steel sheet.

Standard colours:
RAL7035 textured
RAL7032 on request
Plinth: RAL7009 textured

Degree of Protection and Approvals:

IP55 EN 62 208 • EN 61 439-1
IK10 EN 62 208 • EN 61 439-1

EN 62 208 • EN 61 439-1

2011/65/CE

1272/2008/CE

LVE desk cabinet with:
PLINTH, BASE AND SHELF

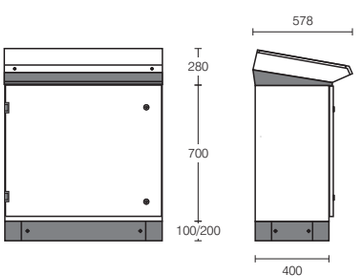

LVE desk cabinet with:
PLINTH, BASE, SHELF AND TOP PLATE.

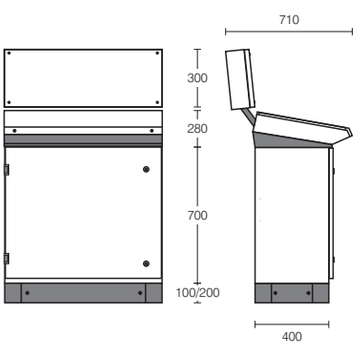

Base
with internal plate

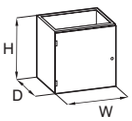

Dimensions (mm)			Doors number of doors	LVE Base with plate	Plinth H 100	Plinth H 200		
H	W	D						
700	600	400	1	LVE101.35	DRC601	DRC621		
	800		1	LVE102.35	DRC606	DRC626		
	1000		1	LVE103.35	DRC611	DRC631		
	1200		2	LVE104.35	DRC616	DRC636		
	1400		2	LVE106.35	DRC643	DRC651		
	1600		2	LVE105.35	DRC646	DRC656		

Desk

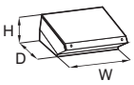

Dimensions (mm)			Doors number of doors	Desk tilt 14°				
H	W	D						
280	600	578	1	LVE201.35				
	800		1	LVE202.35				
	1000		1	LVE203.35				
	1200		1	LVE204.35				
	1400		1	LVE206.35				
	1600		1	LVE205.35				

Top plate
with internal plate and fixed cover

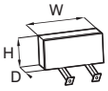

Dimensions (mm)			-	Top plate with junction tubular profiles				
H	W	D						
300	600	120	-	LVE301.35				
	800		-	LVE302.35				
	1000		-	LVE303.35				
	1200		-	LVE304.35				
	1400		-	LVE306.35				
	1600		-	LVE305.35				

LM desks cabinets

Structure:
1,5 mm thick steel sheet welded monobloc structure.

Internal plate:
2,0 mm thick galvanised steel sheet (Sendzimir), non-adjustable.

Cable entry flange:
1,5 mm thick steel sheet; it consists in 2 parts; with cable-tie neoprene gasket.

Solid door:
1,5 mm thick; polyurethane sealing gasket; pre-drilled internal elements for component installation; metal locking system with 3 mm double-comb tool insert; other configurations are available. 100° standard opening with reversible left hinges. Hinged door from W=1200 mm.

Desk door:
14° tilt, hinges on top part and open position retainer; pre-drilled internal supports for component installation; front locking system for 3 mm double-comb tool; other configurations are available.

Painting:
Thermosetting powders.

Material:
1,5 mm thick carbon steel sheet.

Standard colours:
RAL7035 textured
RAL7032 on request
Plinth: RAL7009 textured

Degree of Protection and Approvals:

IP55 EN 62 208 • EN 61 439-1
IK10 EN 62 208 • EN 61 439-1

EN 62 208 • EN 61 439-1

2011/65/CE

1272/2008/CE

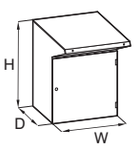

Dimensions (mm)			Doors number of doors	LM (with internal plate)	Plinth H 100	Plinth H 200			
H	W	D							
980	600	400	1	LM6014.35	DRC601	DRC621			
	800		1	LM8014.35	DRC606	DRC626			
	1000		1	LM1014.35	DRC611	DRC631			
	1200		2	LM1214.35	DRC616	DRC636			
	1600		2	LM1614.35	DRC646	DRC656			

LVM desks cabinets

Structure:
1,5 mm thick steel sheet monobloc structure with welde dside panels, roof and base.

Internal plate:
2,0 mm thick galvanised steel sheet (Sendzimir), adjustable depth.

Cable entry flange:
1,5 mm thick steel sheet; it consists in 2 parts; with cable-tie neoprene gasket.

Solid back door and lower front door:
1,5 mm thick; polyurethane sealing gasket; pre-drilled internal elements for component installation; metal locking system with 3 mm double-comb tool insert; other configurations are available. 100° standard opening with reversible left hinges. Hinged door from W=1200 mm.

Synoptic door:
70° tilt, hinges on bottom part and open position retainer; pre-drilled internal elements for component installation; upper locking system for 3 mm double-comb tool; other configurations are available.

Desk:
12° tilt welded monobloc structure; 1,5 mm steel sheet; top-hinges door and opening position retainer; pre-drilled internal elements for component installation; frontal locking system for 3 mm double-comb tool; other configurations are available.

To be fixed to and in connection with the base.

Painting:
Thermosetting powders.

Material:
1,5 mm thick carbon steel sheet.

Standard colours:
RAL7035 textured
RAL7032 on request
Plinth: RAL7009 textured

Degree of Protection and Approvals:

IP55 EN 62 208 • EN 61 439-1
IK10 EN 62 208 • EN 61 439-1

CE EN 62 208 • EN 61 439-1

RoHS 2011/65/CE

REACH 1272/2008/CE

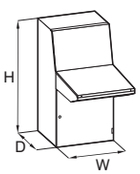

Dimensions (mm)			Doors number of doors	LVM vertical desk lower base/top plate, with internal plate	Plinth H 100	Plinth H 200			
H	W	D Base							
1370	600	500	1	LVM6145.35	DRC602	DRC622			
	800		1	LVM8145.35	DRC607	DRC627			
	1000		1	LVM10145.35	DRC612	DRC632			
	1200		2	LVM12145.35	DRC617	DRC637			
	1600		2	LVM16145.35	DRC647	DRC657			

LV desks cabinets

Lower base:
1,5 mm thick steel sheet monobloc structure with welded side panels, roof and base.

Internal plate:
2,0 mm thick galvanised steel sheet (Sendzimir); adjustable depth.

Cable entry flange:
1,5 mm thick steel sheet; it consists in 2 parts; with cable-tie neoprene gasket.

Solid front door:
1,5 mm thick; polyurethane sealing gasket; pre-drilled internal elements for component installation; metal locking system with 3 mm double-comb tool insert; other configurations are available. 100° standard opening with reversible left hinges. Hinged door from W = 1200 mm.

Back panel:
1,5mm thick steel sheet; fixed with screws.

Intermediate shelf:
Welded monobloc structure; flat upper part, 12° tilt front part in 1,5 mm thick steel sheet; top-hinges door and opening position retainer; front locking system for 3 mm double-comb tool; other configurations are available.

Top plate:
70° tilt welded monobloc structure; 1,5 mm thick steel sheet; bottom-hinges door and opening position retainer; pre-drilled internal elements for component installation; upper locking system for 3 mm double-comb tool; other configurations are available.

Back panel:
1,5mm thick steel sheet; fixed with screws.

These three parts are connected and to be fixed together.

Painting:
Thermosetting powders.

Material:
1,5 mm thick carbon steel sheet.

Standard colours:
RAL7035 textured
RAL7032 on request
Plinth: RAL7009 textured

Degree of Protection and Approvals:

IP55 EN 62 208 • EN 61 439-1
IK10 EN 62 208 • EN 61 439-1
2011/65/CE
EN 62 208 • EN 61 439-1
1272/2008/CE

Configuration selection guide:

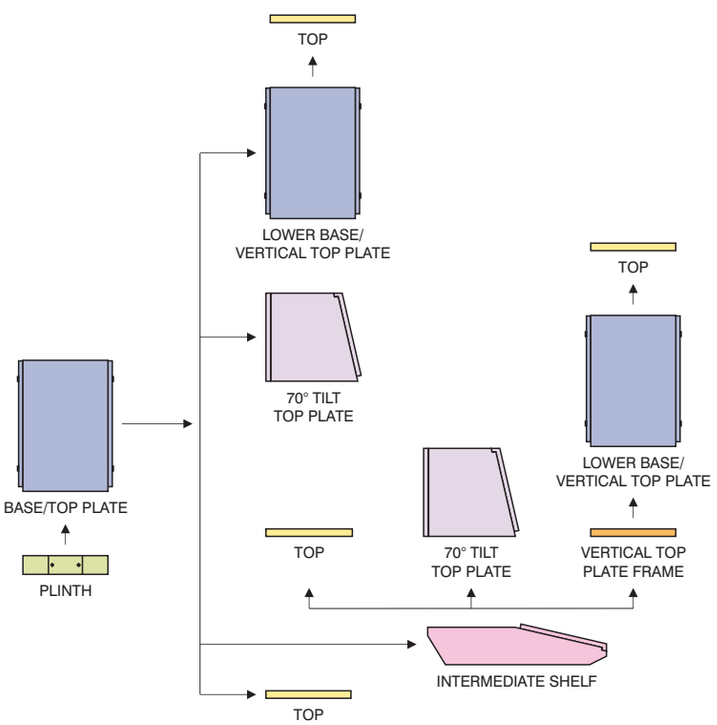

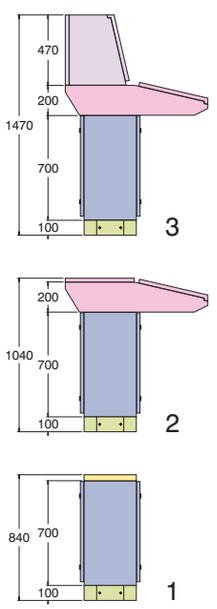

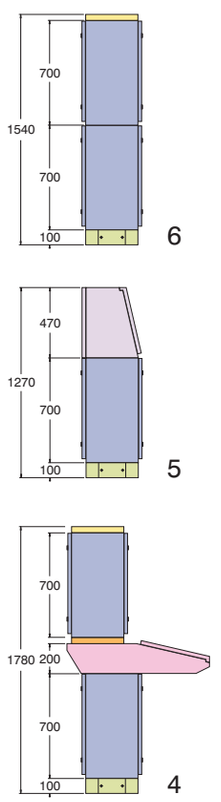

technical data subject to change without notice

Lower base/vertical top plate
with internal plate and fixed back panel

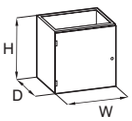

Dimensions (mm) H	W	D	Front doors	LV lower base/ vertical top plate	Top lock	Frame vertical top plate frame	Plinth H 100	Plinth H 200
700	600	400	1	LV101.35	LV501.35	LV801.35	DRC601	DRC621
	800		1	LV102.35	LV502.35	LV802.35	DRC606	DRC626
	1000		1	LV103.35	LV503.35	LV803.35	DRC611	DRC631
	1200		2	LV104.35	LV504.35	LV804.35	DRC616	DRC636
	1600		2	LV105.35	LV505.35	LV805.35	DRC646	DRC656
	600	500	1	LV111.35	LV511.35	LV811.35	DRC602	DRC622
	800		1	LV112.35	LV512.35	LV812.35	DRC607	DRC627
	1000		1	LV113.35	LV513.35	LV813.35	DRC612	DRC632
	1200		2	LV114.35	LV514.35	LV814.35	DRC617	DRC637
	1600		2	LV115.35	LV515.35	LV815.35	DRC647	DRC657

Intermediate shelf
(intermediate desk)

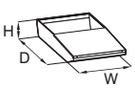

Dimensions (mm) H	W	D	-	Intermediate desk 12° tilt intermediate desk	Top lock			
200	600	843	-	LV201.35	LV501M.35			
	800		-	LV202.35	LV502M.35			
	1000		-	LV203.35	LV503M.35			
	1200		-	LV204.35	LV504M.35			
	1600		-	LV205.35	LV505M.35			
	600	943	-	LV211.35	LV511M.35			
	800		-	LV212.35	LV512M.35			
	1000		-	LV213.35	LV513M.35			
	1200		-	LV214.35	LV514M.35			
	1600		-	LV215.35	LV515M.35			

Top plate
with internal plate and fixed back panel

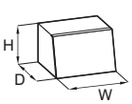

Dimensions (mm) H	W	D	Doors number of doors	Top plate 70° tilt top plate°				
470	600	390	1	LV301.35				
	800		1	LV302.35				
	1000		1	LV303.35				
	1200		1	LV304.35				
	1600		1	LV305.35				
	600	490	1	LV311.35				
	800		1	LV312.35				
	1000		1	LV313.35				
	1200		1	LV314.35				
	1600		1	LV315.35				

TCF - page 80
floor-standing cabinets for networks, telephony and data transmission plant.
Solid structure with a 180° opening crystal door and RACK 19” pitch drilled columns. Side and back panels are removable, with a quick-release locking system. Plinths, wheels and levelling feet installation configuration.

TCW P400 - page 81
welded monobloc structure hanging boxes. Crystal door, RACK 19” drilled internal frame, depth adjustable with 25 mm pitch. Flanges on top and bottom bases, one with a grommet brush.

TCW P525 - page 81
welded monobloc structure hanging boxes. The main element, with crystal door and RACK 19” drilled internal frame, depth adjustable with 25 mm pitch, is hinged to the back section, which has flanges on top and bottom bases, one with a grommet brush.

TCF RACK 19” network cabinet system

Casing:
1,5 mm thick steel sheet monobloc structure; welded roof and base

Internal supports:
Front and back supports drilled with RACK 19”pitch, in 2,0 mm thick galvanised steel sheet (Sendzimir), depth adjustable with 25 mm pitch.

Front transparent door:
1,5 mm thick; crystal porthole; retractable handle with security key; other configurations are available. 180° standard opening with right hinges.

Cable entry flange:
On top and bottom sections; flat; fixed with screws.

Back and side panels:
1,5 mm thick steel sheet; removable; with aeration flaps; with quick-release locking system.

Painting:
Thermosetting powders.

Material:
1,5 mm thick carbon steel sheet.

Standard colours:
RAL7035/RAL6033 textured
Plinth: RAL6033 textured

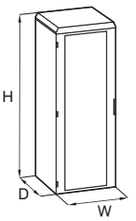

Dimensions (mm)			Number of RACK 19” HE	TCF Cabinet	TCF Plinth
H	W	D			
1100	600	600	22	TCF2266	TCF6160
		800	22	TCF2268	TCF6180
	800	600	22	TCF2286	TCF8160
		800	22	TCF2288	TCF8180
1466	600	600	30	TCF3066	TCF6160
		800	30	TCF3068	TCF6180
	800	600	30	TCF3086	TCF8160
		800	30	TCF3088	TCF8180
1733	600	600	36	TCF3666	TCF6160
		800	36	TCF3668	TCF6180
	800	600	36	TCF3686	TCF8160
		800	36	TCF3688	TCF8180
2000	600	600	42	TCF4266	TCF6160
		800	42	TCF4268	TCF6180
	800	600	42	TCF4286	TCF8160
		800	42	TCF4288	TCF8180
2266	600	600	48	TCF4866	TCF6160
		800	48	TCF4868	TCF6180
	800	600	48	TCF4886	TCF8160
		800	48	TCF4888	TCF8180

TCW hanging boxes D400

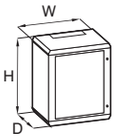

Dimensions (mm)			Number of RACK 19" HE	TCW box		
H	W	D				
367	600	400	6	TCW0664		
500			9	TCW0964		
634			12	TCW1264		
767			15	TCW1564		
900			18	TCW1864		

NETWORKS

TCW hanging boxes D525

Casing:
1,5 mm thick case; two welded and hinged monobloc structures with 110° opening; with aeration flaps.

Internal supports:
front supports drilled with RACK 19"pitch, in 2,0 mm thick galvanised steel sheet (Sendzimir), depth adjustable with 25 mm pitch.

Cable entry flange:
grommet flange an top and bottom sections of back casing, with one brush.

Transparent door:
sp.1,5 mm thick; crystal porthole; polyamide locking system with double-comb tool configuration; 215° opening with right hinges.

Painting:
Thermosetting powders.

Material:
1,5 mm thick carbon steel sheet.

Standard colours:
RAL7035/RAL6033 textured

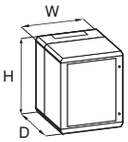

Dimensions (mm)			Number of RACK 19" HE	TCW box		
H	W	D				
367	600	525	6	TCW0665		
500			9	TCW0965		
634			12	TCW1265		
767			15	TCW1565		
900			18	TCW1865		

technical data subject to change without notice

TCF - TCW accessories

SIDE CABLE DUCT for W800 mm TCF cabinets

"U" press-folded profile, with grommet eyelets and fixed cover.
To be fixed to internal side support; it is consider a solution in cable distribution.

Painting: Thermosetting powders.
Material: 1,5 mm thick carbon steel sheet.
Colour: RAL7035

SIDE CABLE DUCT for W800 mm TCF cabinets

N° HE	22	30	36	42	48		1 piece per pack
Code	**TCF1022**	**TCF1030**	**TCF1036**	**TCF1042**	**TCF1048**		

SOLID PLATE

To be fixed to RACK 19" columns to infill free spaces or to install equipment.

Verniciatura: A polveri termoindurenti
Materiale: Lamiera d'acciaio al carbonio, sp1,5 mm
Colore: RAL7035

SOLID PLATE

H mm	44	88	132,5	177			1 piece per pack
N° HE	1	2	3	4			
Code	**TCF1001**	**TCF1002**	**TCF1003**	**TCF1004**			

GROMMET PLATE WITH BRUSH

To be fixed to RACK 19" columns, it eases cable entering.

Verniciatura: A polveri termoindurenti
Materiale: Lamiera d'acciaio al carbonio, sp1,5 mm
Colore: RAL7035

GROMMET PLATE WITH BRUSH

DESCRIPTION	Pannello 2HE 88 mm			1 piece per pack
Code	**TCF1052**			



GROMMET PLATE WITH BRUSH

To be fixed to RACK 19" columns, it eases cable entering.

Verniciatura: A polveri termoindurenti
Materiale: Lamiera d'acciaio al carbonio, sp1,5 mm
Colore: RAL7035

GROMMET PLATE WITH BRUSH

DESCRIPTION	Pannello 1HE 44 mm	Pannello 2HE 88 mm		1 piece per pack
Code	**TCF1061**	**TCF1062**		

AERATION PLATE

To be fixed to RACK 19" columns, it eases heat exchange.

Verniciatura: A polveri termoindurenti
Materiale: Lamiera d'acciaio al carbonio, sp1,5 mm
Colore: RAL7035

AERATION PLATE

DESCRIPTION	Pannello 1HE 44 mm	Pannello 2HE 88 mm		1 piece per pack
Code	**TCF1071**	**TCF1072**		

FRONT CABLE DUCT

"U" press-folded profile, with grommet eyelets and fixed cover.
To be fixed to internal side support; it is consider a solution in cable distribution.

Verniciatura: A polveri termoindurenti
Materiale: Lamiera d'acciaio al carbonio, sp1,5 mm
Colore: RAL7035

FRONT CABLE DUCT

DESCRIPTION	Pannello 2HE 88 mm			1 piece per pack
Code	**TCF1082**			

PANEL WITH CABLE RINGS

To be fixed to RACK 19" columns, it eases cable entering.

Painting: Thermosetting powders.
Material: 1,5 mm thick carbon steel sheet.
Colour: RAL7035

PANEL WITH CABLE RINGS

DESCRIPTION	Pannello 1HE 44 mm	Pannello 2HE 88 mm		1 piece per pack
Code	**TCF1091**	**TCF1092**		

24 MODULES DIN GUIDE PLATE WITH EYELETS

To be fixed to RACK 19" columns, to install modular switches.

Painting: Thermosetting powders.
Material: 1,5 mm thick carbon steel sheet.
Colour: RAL7035

24 MODULES DIN GUIDE PLATE WITH EYELETS

DESCRIPTION	Pannello 4HE			1 piece per pack
Code	**TCF1055**			



19" SHELF FOR FRONT SUPPORT

To be fixed to RACK 19" columns, to support keyboards and monitors.

Painting: Thermosetting powders.
Material: 1,5 mm thick carbon steel sheet.
Colour: RAL7035

19" SHELF FOR FRONT SUPPORT

D mm	250	400		1 piece per pack
Code	**TCF1012**	**TCF1013**		

TCF CABINETS ON-GUIDE REMOVABLE SHELF

With telescopic guide to be fixed to RACK 19" columns; with aeration eyelets and front handle; suitable for printers, keyboards and monitors support.

Painting: Thermosetting powders.
Material: 1,5 mm thick carbon steel sheet.
Colour: RAL7035

TCF CABINETS ON-GUIDE REMOVABLE SHELF

For cabinets WxD mm	600 (425)x600 (245)	600 (425)x800 (445)	800 (425)x600 (245)	800 (425)x800 (425)			1 piece per pack
Code	**TCF6161**	**TCF8161**	**TCF6181**	**TCF8181**			

TCF CABINETS FIXED SHELF

To be fixed to RACK 19" columns; with aeration eyelets and front handle; suitable for printers, keyboards and monitors support.

Painting: Thermosetting powders.
Material: 1,5 mm thick carbon steel sheet.
Colour: RAL7035

TCF CABINETS FIXED SHELF

For cabinets WxD mm	600 (425)x600 (350)	600 (425)x800 (550)	800 (425)x600 (350)	800 (425)x800 (550)			1 piece per pack
Code	**TCF6060**	**TCF6080**	**TCF8060**	**TCF8080**			

CABINETS STABILISERS PAIR. Page 161

W mm	600 for D400 cabinets	760 for D500 cabinets	860 for D600 cabinets	1060 for D800 cabinets			Conf. da 1pz.
Code	**7104.35**	**7105.35**	**7005.35**	**7006.35**			



STABILISERS SUPPORTS Page 161

DESCRIPTION	M10 feet set	Wheels set	4 piece per pack
Code	**7009**	**7010**	

WHEELS SET. Pag.161

M12 wheels set (No- Plinths installation	4 piece per pack
DRC500	

KX - page 86
the perfect cabinets for secondary distribution boards, to locate modular and moulded-case circuit breakers. This system can be apply to DRC and VFR floor cabinets, both with crystal and solid door or with frame.

CMC - page 91
hanging boxes with transparent door suitable for modular circuit breakers distribution boards.
The welded monobloc-structure case has a fixed flange both on top and bottom parts.
Same accessories as KX system.

RX - page 92
the perfect cabinets for distribution boards. The DRC basic structure, with drilled internal vertical components and dividing elements, allows every type of configuration for moulded-case circuit breakers location and segregation up to 4b FORM, according to EN 60 439-1. With the combination of RX system and PROCIRCUIT elements, certified by CESI, it is possible to realize ANS-type boards, with a short-circuit withstand (Icw) up to 90kA / 1", a peak (Ipk) up to 198kA and rated main busbars current up to 4000 A.

KX distribution systems

Structure:
see page 16 for DCR cabinets;
see page 44 for VFR cabinets

Internal plate:
By separated ordering.
Cabinets must be installed with SV front internal frame and plate are provided without DIN guide (by customer).

Frame:
to combine with cabinets with no front door.

Painting:
Thermosetting powders.

Material:
1,5/1,8 mm thick carbon steel sheet

Standard colours:
RAL7035 textured
RAL7032 on request
Plinth: RAL7009 textured

Degree of Protection and Approvals:

IP55 EN 62 208 • EN 61 439-1
IK10 EN 62 208 • EN 61 439-1

EN 62 208 • EN 61 439-1

2011/65/CE

1272/2008/CE

CESI 90 kA

KX modular cabinets system

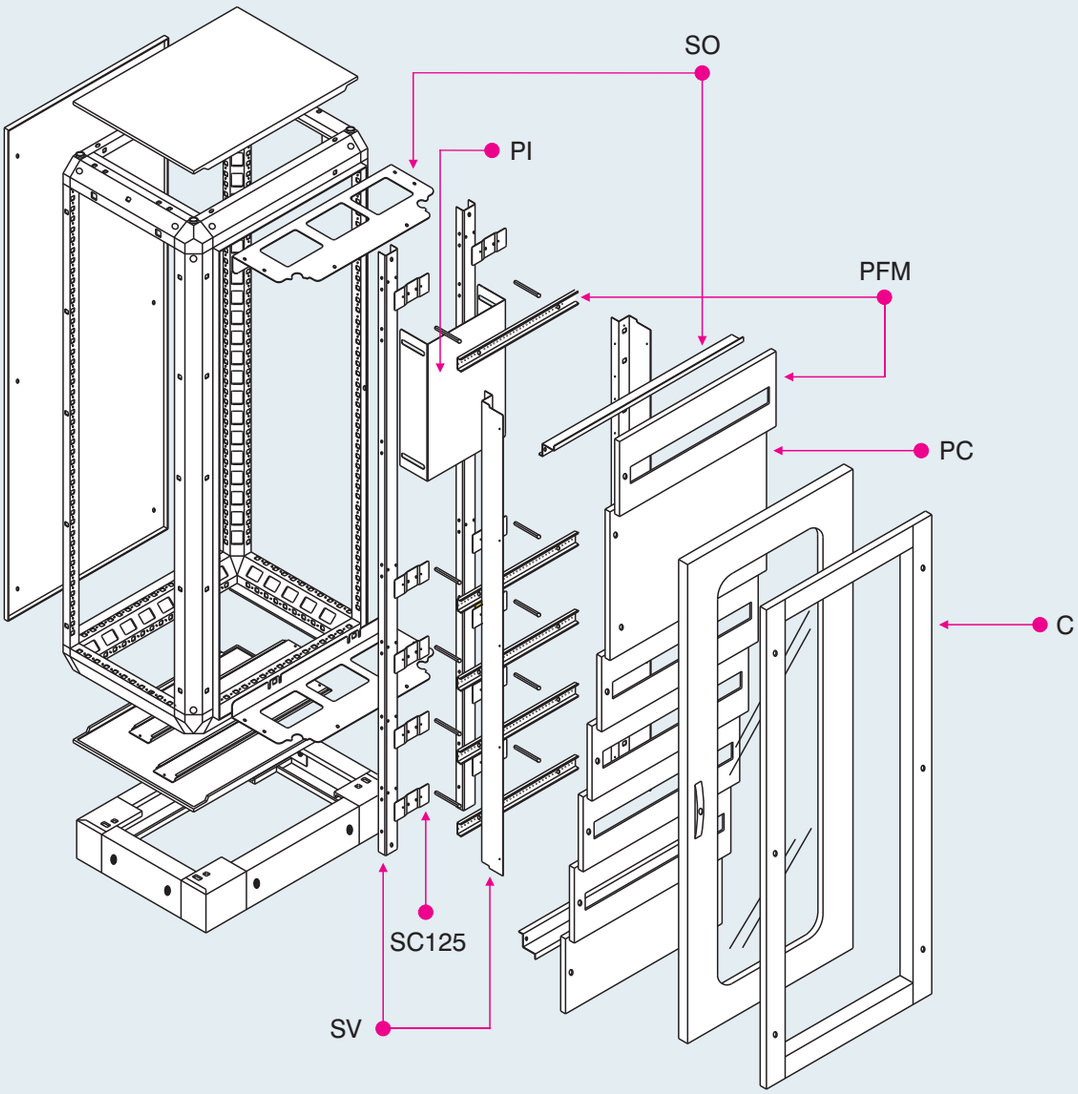

PI	Plate
SO	Horizontal columns
PFM	Drilled plate
PC	Solid plate
C	Frames
SV	Vertical columns
SC125	Corner piece for channel

Installation of distribution system for KX modular and moulded-case circuit breakers

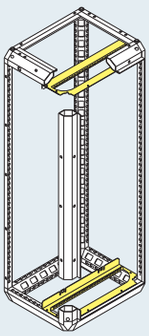

HORIZONTAL SUPPORT PAIR

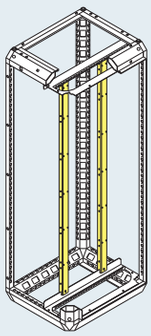

VERTICAL SUPPORT PAIR

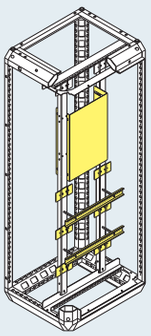

INTERNAL PANELS FOR MOULDED-CASE CIRCUIT BREAKERS, OMEGA SUPPORTS FOR MODULAR CIRCUIT BREAKERS AND CHANNEL SUPPORT

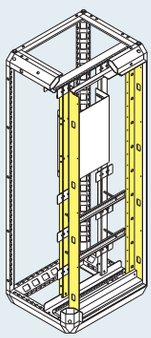

VERTICAL SUPPORTS FOR MODULAR PANELS AND UPPER AND LOWER INFILL.

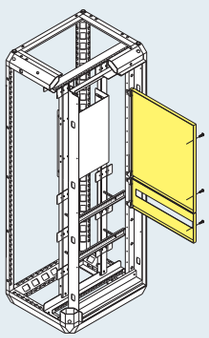

SOLID AND DRILLED FRONT PLATES

KX H1400/1600/1800 distribution systems

1-2 By separated ordering: plinth, side panels and internal plate.

3-4 By separated ordering: plinth and internal plate.

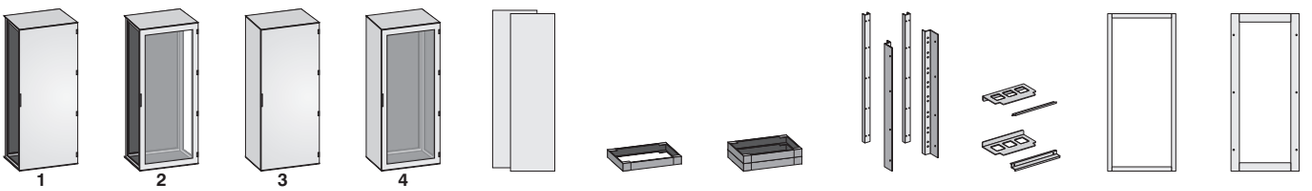

Dimensions (mm) H	W	D	DRC SP solid door, back panel without internal plate	DRCP/SP glass door, back panel without internal plate	VFR SP solid door, back panel without internal plate	VFRP/SP glass door, back panel without internal plate	Side panels (pair) DRC cabinets	Plinth H 100	Plinth H 200	Vertical column for cabinets without plate	Horizontal column for cabinets without plate	Frame front internal frame for modular panels for cabinets with plate	Frame front infill frame for open cabinets
1410	600	400	DRC165SP.35	DRC165P/SP.35	VFR21SP.35	VFR21P/SP.35	DRC189.35	DRC601.35	DRC621.35	SV14.35	SO6.35	SV146.35	C146.35
		500	DRC168SP.35	DRC168P/SP.35	-	-	DRC190.35	DRC602.35	DRC622.35	SV14.35	SO6.35	SV146.35	C146.35
		600	DRC171SP.35	DRC171P/SP.35	-	-	DRC191.35	DRC603.35	DRC623.35	SV14.35	SO6.35	SV146.35	C146.35
	800	400	DRC166SP.35	DRC166P/SP.35	VFR22SP.35	VFR22P/SP.35	DRC189.35	DRC606.35	DRC626.35	SV14.35	SO8.35	SV148.35	C148.35
		500	DRC169SP.35	DRC169P/SP.35	-	-	DRC190.35	DRC607.35	DRC627.35	SV14.35	SO8.35	SV148.35	C148.35
		600	DRC172SP.35	DRC172P/SP.35	-	-	DRC191.35	DRC608.35	DRC628.35	SV14.35	SO8.35	SV148.35	C148.35
1610	400	400	DRC174SP.35	-	-	-	DRC192.35	DRC557.35	DRC562.35	SV16.35	SO4.35	SV164.35	C164.35
		500	DRC179SP.35	-	-	-	DRC193.35	DRC558.35	DRC563.35	SV16.35	SO4.35	SV164.35	C164.35
		600	DRC184SP.35	-	-	-	DRC194.35	DRC559.35	DRC564.35	SV16.35	SO4.35	SV164.35	C164.35
	600	400	DRC175SP.35	DRC175P/SP.35	VFR23SP.35	VFR23P/SP.35	DRC192.35	DRC601.35	DRC621.35	SV16.35	SO6.35	SV166.35	C166.35
		500	DRC180SP.35	DRC180P/SP.35	-	-	DRC193.35	DRC602.35	DRC622.35	SV16.35	SO6.35	SV166.35	C166.35
		600	DRC185SP.35	DRC185P/SP.35	-	-	DRC194.35	DRC603.35	DRC623.35	SV16.35	SO6.35	SV166.35	C166.35
	800	400	DRC176SP.35	DRC176P/SP.35	VFR24SP.35	VFR24P/SP.35	DRC192.35	DRC606.35	DRC626.35	SV16.35	SO8.35	SV168.35	C168.35
		500	DRC181SP.35	DRC181P/SP.35	-	-	DRC193.35	DRC607.35	DRC627.35	SV16.35	SO8.35	SV168.35	C168.35
		600	DRC186SP.35	DRC186P/SP.35	-	-	DRC194.35	DRC608.35	DRC628.35	SV16.35	SO8.35	SV168.35	C168.35
	1000	400	DRC177SP.35	DRC177P/SP.35	VFR25SP.35	VFR25P/SP.35	DRC192.35	DRC611.35	DRC631.35	SV16.35	SO10.35	SV1610.35	C1610.35
		500	DRC182SP.35	DRC182P/SP.35	-	-	DRC193.35	DRC612.35	DRC632.35	SV16.35	SO10.35	SV1610.35	C1610.35
		600	DRC187SP.35	DRC187P/SP.35	-	-	DRC194.35	DRC613.35	DRC633.35	SV16.35	SO10.35	SV1610.35	C1610.35
1810	400	400	DRC150SP.35	-	-	-	DRC351.35	DRC557.35	DRC562.35	SV18.35	SO4.35	SV184.35	C184.35
		500	DRC151SP.35	-	-	-	DRC352.35	DRC558.35	DRC563.35	SV18.35	SO4.35	SV184.35	C184.35
		600	DRC152SP.35	-	-	-	DRC353.35	DRC559.35	DRC564.35	SV18.35	SO4.35	SV184.35	C184.35
		800	DRC153SP.35	-	-	-	DRC354.35	DRC560.35	DRC565.35	SV18.35	SO4.35	SV184.35	C184.35
		1000	DRC154SP.35	-	-	-	DRC355.35	DRC561.35	DRC566.35	SV18.35	SO4.35	SV184.35	C184.35
	600	400	DRC1SP.35	DRC1P/SP.35	VFR26SP.35	VFR26P/SP.35	DRC351.35	DRC601.35	DRC621.35	SV18.35	SO6.35	SV186.35	C186.35
		500	DRC2SP.35	DRC2P/SP.35	VFR27SP.35	VFR27P/SP.35	DRC352.35	DRC602.35	DRC622.35	SV18.35	SO6.35	SV186.35	C186.35
		600	DRC3SP.35	DRC3P/SP.35	-	-	DRC353.35	DRC603.35	DRC623.35	SV18.35	SO6.35	SV186.35	C186.35
		800	DRC4SP.35	DRC4P/SP.35	-	-	DRC354.35	DRC604.35	DRC624.35	SV18.35	SO6.35	SV186.35	C186.35
		1000	DRC5SP.35	DRC5P/SP.35	-	-	DRC355.35	DRC605.35	DRC625.35	SV18.35	SO6.35	SV186.35	C186.35
	800	400	DRC6SP.35	DRC6P/SP.35	VFR28SP.35	VFR28P/SP.35	DRC351.35	DRC606.35	DRC626.35	SV18.35	SO8.35	SV188.35	C188.35
		500	DRC7SP.35	DRC7P/SP.35	VFR29SP.35	VFR29P/SP.35	DRC352.35	DRC607.35	DRC627.35	SV18.35	SO8.35	SV188.35	C188.35
		600	DRC8SP.35	DRC8P/SP.35	-	-	DRC353.35	DRC608.35	DRC628.35	SV18.35	SO8.35	SV188.35	C188.35
		800	DRC9SP.35	DRC9P/SP.35	-	-	DRC354.35	DRC609.35	DRC629.35	SV18.35	SO8.35	SV188.35	C188.35
		1000	DRC10SP.35	DRC10P/SP.35	-	-	DRC355.35	DRC610.35	DRC630.35	SV18.35	SO8.35	SV188.35	C188.35
	1000	400	DRC11SP.35	DRC11P/SP.35	VFR30SP.35	VFR30P/SP.35	DRC351.35	DRC611.35	DRC631.35	SV18.35	SO10.35	SV1810.35	C1810.35
		500	DRC12SP.35	DRC12P/SP.35	VFR31SP.35	VFR31P/SP.35	DRC352.35	DRC612.35	DRC632.35	SV18.35	SO10.35	SV1810.35	C1810.35
		600	DRC13SP.35	DRC13P/SP.35	-	-	DRC353.35	DRC613.35	DRC633.35	SV18.35	SO10.35	SV1810.35	C1810.35
		800	DRC14SP.35	DRC14P/SP.35	-	-	DRC354.35	DRC614.35	DRC634.35	SV18.35	SO10.35	SV1810.35	C1810.35
		1000	DRC15SP.35	DRC15P/SP.35	-	-	DRC355.35	DRC615.35	DRC635.35	SV18.35	SO10.35	SV1810.35	C1810.35

1-2 By separated ordering: plinth, side panels and internal plate.

3-4 By separated ordering: plinth and internal plate.

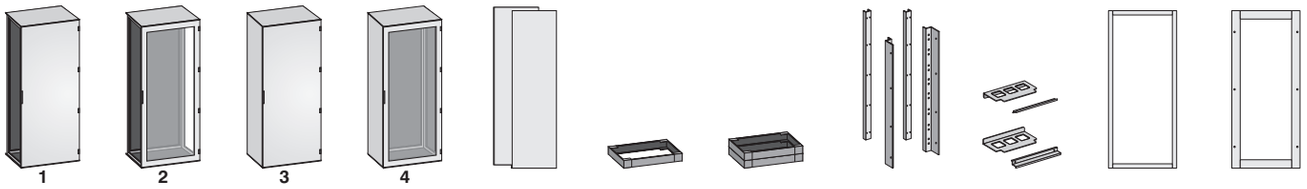

Dimensions (mm) H	W	D	DRC SP solid door, back panel without internal plate	DRCP/SP glass door, back panel without internal plate	VFR SP solid door, back panel without internal plate	VFRP/SP glass door, back panel without internal plate	Side panels (pair) DRC cabinets	Plinth H 100	Plinth H 200	Vertical column for cabinets without plate	Horizontal column for cabinets without plate	Frame front internal frame for modular panels for cabinets with plate	Frame front infill frame for open cabinets
2010	400	400	DRC155SP.35	-	-	-	DRC356.35	DRC557.35	DRC562.35	SV20.35	SO4.35	SV204.35	C204.35
		500	DRC156SP.35	-	-	-	DRC357.35	DRC558.35	DRC563.35	SV20.35	SO4.35	SV204.35	C204.35
		600	DRC157SP.35	-	-	-	DRC358.35	DRC559.35	DRC564.35	SV20.35	SO4.35	SV204.35	C204.35
		800	DRC158SP.35	-	-	-	DRC359.35	DRC560.35	DRC565.35	SV20.35	SO4.35	SV204.35	C204.35
		1000	DRC159SP.35	-	-	-	DRC360.35	DRC561.35	DRC566.35	SV20.35	SO4.35	SV204.35	C204.35
	600	400	DRC21SP.35	DRC21P/SP.35	VFR34SP.35	VFR34P/SP.35	DRC356.35	DRC601.35	DRC621.35	SV20.35	SO6.35	SV206.35	C206.35
		500	DRC22SP.35	DRC22P/SP.35	VFR35SP.35	VFR35P/SP.35	DRC357.35	DRC602.35	DRC622.35	SV20.35	SO6.35	SV206.35	C206.35
		600	DRC23SP.35	DRC23P/SP.35	-	-	DRC358.35	DRC603.35	DRC623.35	SV20.35	SO6.35	SV206.35	C206.35
		800	DRC24SP.35	DRC24P/SP.35	-	-	DRC359.35	DRC604.35	DRC624.35	SV20.35	SO6.35	SV206.35	C206.35
		1000	DRC25SP.35	DRC25P/SP.35	-	-	DRC360.35	DRC605.35	DRC625.35	SV20.35	SO6.35	SV206.35	C206.35
	800	400	DRC26SP.35	DRC26P/SP.35	VFR36SP.35	VFR36P/SP.35	DRC356.35	DRC606.35	DRC626.35	SV20.35	SO8.35	SV208.35	C208.35
		500	DRC27SP.35	DRC27P/SP.35	VFR37SP.35	VFR37P/SP.35	DRC357.35	DRC607.35	DRC627.35	SV20.35	SO8.35	SV208.35	C208.35
		600	DRC28SP.35	DRC28P/SP.35	-	-	DRC358.35	DRC608.35	DRC628.35	SV20.35	SO8.35	SV208.35	C208.35
		800	DRC29SP.35	DRC29P/SP.35	-	-	DRC359.35	DRC609.35	DRC629.35	SV20.35	SO8.35	SV208.35	C208.35
		1000	DRC30SP.35	DRC30P/SP.35	-	-	DRC360.35	DRC610.35	DRC630.35	SV20.35	SO8.35	SV208.35	C208.35
	1000	400	DRC31SP.35	DRC31P/SP.35	VFR38SP.35	VFR38P/SP.35	DRC356.35	DRC611.35	DRC631.35	SV20.35	SO10.35	SV2010.35	C2010.35
		500	DRC32SP.35	DRC32P/SP.35	VFR39SP.35	VFR39P/SP.35	DRC357.35	DRC612.35	DRC632.35	SV20.35	SO10.35	SV2010.35	C2010.35
		600	DRC33SP.35	DRC33P/SP.35	-	-	DRC358.35	DRC613.35	DRC633.35	SV20.35	SO10.35	SV2010.35	C2010.35
		800	DRC34SP.35	DRC34P/SP.35	-	-	DRC359.35	DRC614.35	DRC634.35	SV20.35	SO10.35	SV2010.35	C2010.35
		1000	DRC35SP.35	DRC35P/SP.35	-	-	DRC360.35	DRC615.35	DRC635.35	SV20.35	SO10.35	SV2010.35	C2010.35
2210	400	400	DRC160SP.35	-	-	-	DRC361.35	DRC557.35	DRC562.35	SV22.35	SO4.35	SV224.35	C224.35
		500	DRC161SP.35	-	-	-	DRC362.35	DRC558.35	DRC563.35	SV22.35	SO4.35	SV224.35	C224.35
		600	DRC162SP.35	-	-	-	DRC363.35	DRC559.35	DRC564.35	SV22.35	SO4.35	SV224.35	C224.35
		800	DRC163SP.35	-	-	-	DRC364.35	DRC560.35	DRC565.35	SV22.35	SO4.35	SV224.35	C224.35
		1000	DRC164SP.35	-	-	-	DRC365.35	DRC561.35	DRC566.35	SV22.35	SO4.35	SV224.35	C224.35
	600	400	DRC61SP.35	DRC61P/SP.35	-	-	DRC361.35	DRC601.35	DRC621.35	SV22.35	SO6.35	SV226.35	C226.35
		500	DRC62SP.35	DRC62P/SP.35	-	-	DRC362.35	DRC602.35	DRC622.35	SV22.35	SO6.35	SV226.35	C226.35
		600	DRC63SP.35	DRC63P/SP.35	-	-	DRC363.35	DRC603.35	DRC623.35	SV22.35	SO6.35	SV226.35	C226.35
		800	DRC64SP.35	DRC64P/SP.35	-	-	DRC364.35	DRC604.35	DRC624.35	SV22.35	SO6.35	SV226.35	C226.35
		1000	DRC65SP.35	DRC65P/SP.35	-	-	DRC365.35	DRC605.35	DRC625.35	SV22.35	SO6.35	SV226.35	C226.35
	800	400	DRC66SP.35	DRC66P/SP.35	-	-	DRC361.35	DRC606.35	DRC626.35	SV22.35	SO8.35	SV228.35	C228.35
		500	DRC67SP.35	DRC67P/SP.35	-	-	DRC362.35	DRC607.35	DRC627.35	SV22.35	SO8.35	SV228.35	C228.35
		600	DRC68SP.35	DRC68P/SP.35	-	-	DRC363.35	DRC608.35	DRC628.35	SV22.35	SO8.35	SV228.35	C228.35
		800	DRC69SP.35	DRC69P/SP.35	-	-	DRC364.35	DRC609.35	DRC629.35	SV22.35	SO8.35	SV228.35	C228.35
		1000	DRC70SP.35	DRC70P/SP.35	-	-	DRC365.35	DRC610.35	DRC630.35	SV22.35	SO8.35	SV228.35	C228.35
	1000	400	DRC71SP.35	DRC71P/SP.35	-	-	DRC361.35	DRC611.35	DRC631.35	SV22.35	SO10.35	SV2210.35	C2210.35
		500	DRC72SP.35	DRC72P/SP.35	-	-	DRC362.35	DRC612.35	DRC632.35	SV22.35	SO10.35	SV2210.35	C2210.35
		600	DRC73SP.35	DRC73P/SP.35	-	-	DRC363.35	DRC613.35	DRC633.35	SV22.35	SO10.35	SV2210.35	C2210.35
		800	DRC74SP.35	DRC74P/SP.35	-	-	DRC364.35	DRC614.35	DRC634.35	SV22.35	SO10.35	SV2210.35	C2210.35
		1000	DRC75SP.35	DRC75P/SP.35	-	-	DRC365.35	DRC615.35	DRC635.35	SV22.35	SO10.35	SV2210.35	C2210.35

KX cabinets accessories

HINGED MODULAR DRILLE PLATES, with DIN guide.

H	200											
W	300	500	700	900								
Mod. Nr°	12	24	36	48								
FOR CABINETS W	400	600	800	1000								
Code	**PFM23.35**	**PFM25.35**	**PFM27.35**	**PFM29.35**								

HINGED MODULAR DRILLE PLATES, without DIN guide, to combine with SV front frame.

H	200											
W	300	500	700	900								
Mod. Nr°	12	24	36	48								
FOR CABINETS W	400	600	800	1000								
Code	**PFM13.35**	**PFM15.35**	**PFM17.35**	**PFM19.35**								

HINGED MODULAR SOLID PLATES.

H	200				400				600			
W	300	500	700	900	300	500	700	900	300	500	700	900
FOR CABINETS W	400	600	800	1000	400	600	800	1000	400	600	800	1000
Code	**PC23.35**	**PC25.35**	**PC27.35**	**PC29.35**	**PC43.35**	**PC45.35**	**PC47.35**	**PC49.35**	**PC63.35**	**PC65.35**	**PC67.35**	**PC69.35**

INTERNAL PLATE FOR MOULDED-CASE CIRCUIT BREAKERS, in galvanised sheet.

H	200			400			600					
W	250	450	650	250	450	650	250	450	650			
FOR CABINETS W	600	800	1000	600	800	1000	600	800	1000			
Code	**PI22/5**	**PI24/5**	**PI26/5**	**PI42/5**	**PI44/5**	**PI46/5**	**PI62/5**	**PI64/5**	**PI66/5**			

DIN GUIDE WITH SUPPORTS AND SPACERS

DESCRIPTION	W300 mm supports with 2 W83 mm spacers	W500 mm supports with 2 W83 mm spacers	W700 mm supports with 2 W83 mm spacers	W900 mm supports with 2 W83 mm spacers
Code	**SMG/300**	**SMG/500**	**SMG/700**	**SMG/900**

CHANNEL SUPPORT to combine with SV vertical column and CMC boxes.

DESCRIPTION	Channel support for modular elements (10 pieces)	
Code	**SC125**	

DIN GUIDE INSTALLATION SUPPORT, to combine with SV internal frame

DESCRIPTION	Omega mounting support on DRC column (10 pieces)	
Code	**SC150**	



Dimensions (mm) H	W	D	CMC	Number of Plates/Modules	Number of Total modules	Brackets set 2mm FeZn wall brackets set	Kg
460	350	220	CMC12.35	2x12	24	AG1	17
660			CMC13.35	3x12	36	AG1	22
860			CMC14.35	4x12	48	AG1	27
660	550		CMC23.35	3x24	72	AG1	28
860			CMC24.35	4x24	96	AG1	32
1060			CMC25.35	5x24	120	AG1	36
1260			CMC26.35	6x24	144	AG1	40
1460			CMC27.35	7x24	168	AG1	45
860	750		CMC34.35	4x36	144	AG1	42
1060			CMC35.35	5x36	180	AG1	52
1260			CMC36.35	6x36	216	AG1	65
1460			CMC37.35	7x36	252	AG1	75
1660			CMC38.35	8x36	288	AG1	88

completare con placche cieche o forate e supporti SC125

Casing:
1,5 mm thick case; welded monobloc structure.

Cable entry:
grommet flange with gasket on top and bottom bases.

Internal plate:
not included.

Transparent door:
1,5 mm thick; crystal porthole; 120° standard opening with right hinges and butterfly locking system with keys; other configurations are available.

By separated ordering:
SInternal supports for DIN guide, plates and accessories.

Painting:
Thermosetting powders.

Material:
1,5 mm thick carbon steel sheet

Standard colours:
RAL7035 textured
RAL7032 on request

Degree of Protection and Approvals:

IP55 EN 62 208 • EN 61 439-1
IK08 EN 62 208 • EN 61 439-1

EN 62 208 • EN 61 439-1

2011/65/CE

1272/2008/CE

Accessories

HINGED MODULAR DRILLE PLATES, WITH DIN GUIDE.

H	200					
W	300	500	700			
Mod. Nr°	12	24	36			
FOR BOXES W	350	550	750			
Code	**PFM23.35**	**PFM25.35**	**PFM27.35**			

HINGED MODULAR DRILLE PLATES, WITHOUT DIN GUIDE.

H	200					
W	300	500	700			
Mod. Nr°	12	24	36			
FOR BOXES W	350	550	750			
Code	**PFM13.35**	**PFM15.35**	**PFM17.35**			

HINGED MODULAR SOLID PLATES.

H	200			400		
W	300	500	700	300	500	700
FOR BOXES W	350	550	750	350	550	750
Code	**PC23.35**	**PC25.35**	**PC27.35**	**PC43.35**	**PC45.35**	**PC47.35**
H	600					
W	300	500	700			
FOR BOXES W	350	550	750			
Code	**PC63.35**	**PC65.35**	**PC67.35**			

DIN GUIDE with supports and spacers (Spare part)



DESCRIPTION	W300 mm supports with 2 W78 mm spacers	W500 mm supports with 2 W78 mm spacers
Code	**SMG/300**	**SMG/500**
DESCRIPTION	W700 mm supports with 2 W78 mm spacers	
Code	**SMG/700**	

CHANNEL SUPPORT.

DESCRIPTION	Channel support for modular elements (10 pieces)
Code	**SC125**

technical data subject to change without notice

DRC-RX distribution systems

Structure:
1,5 mm thick steel sheet drawn-columns bearing frame; drawn-columns are fixed and welded to die-cast aluminum joints. 25 mm pitch drilling scheme; roof and plinth fixed to structure.

Side and back panels:
1,5 mm thick steel sheet; polyurethane sealing gasket; fixed to structure.

Partial solid door:
1,5 mm thick steel sheet; polyurethane sealing gasket; 100° standard opening with reversible right hinges. Standard locking system with double-comb tool insert. Other configurations are available.

Partial internal plate:
2,0 mm thick galvanised steel sheet (Sendzimir); to be fixed to vertical divisor.

Cable entry flange:
1,5 mm steel sheet; it consists in 2 or 3 parts, with neoprene cable-tie gasket.

Earthing:
M6 nuts and pins to be fixed on structure and doors.

Painting:
Thermosetting powders.

Material:
1,5/1,8 mm thick carbon steel sheet.

Standard colours:
RAL7035 textured
RAL7032 on request
Zoccolo RAL7009 textured

Degree of Protection and Approvals:

IP55 EN 62 208 • EN 61 439-1
IK10 EN 62 208 • EN 61 439-1

EN 62 208 • EN 61 439-1

TYPE 1, 12 • Standard 508
NEMA 1, 12 • Standard 250

ELE118311CS

2011/65/CE

1272/2008/CE

90 kA

THE **UL/CSA** MARK MUST BE SPECIFICALLY REQUESTED IN THE ORDER.

RX system for distribution boards

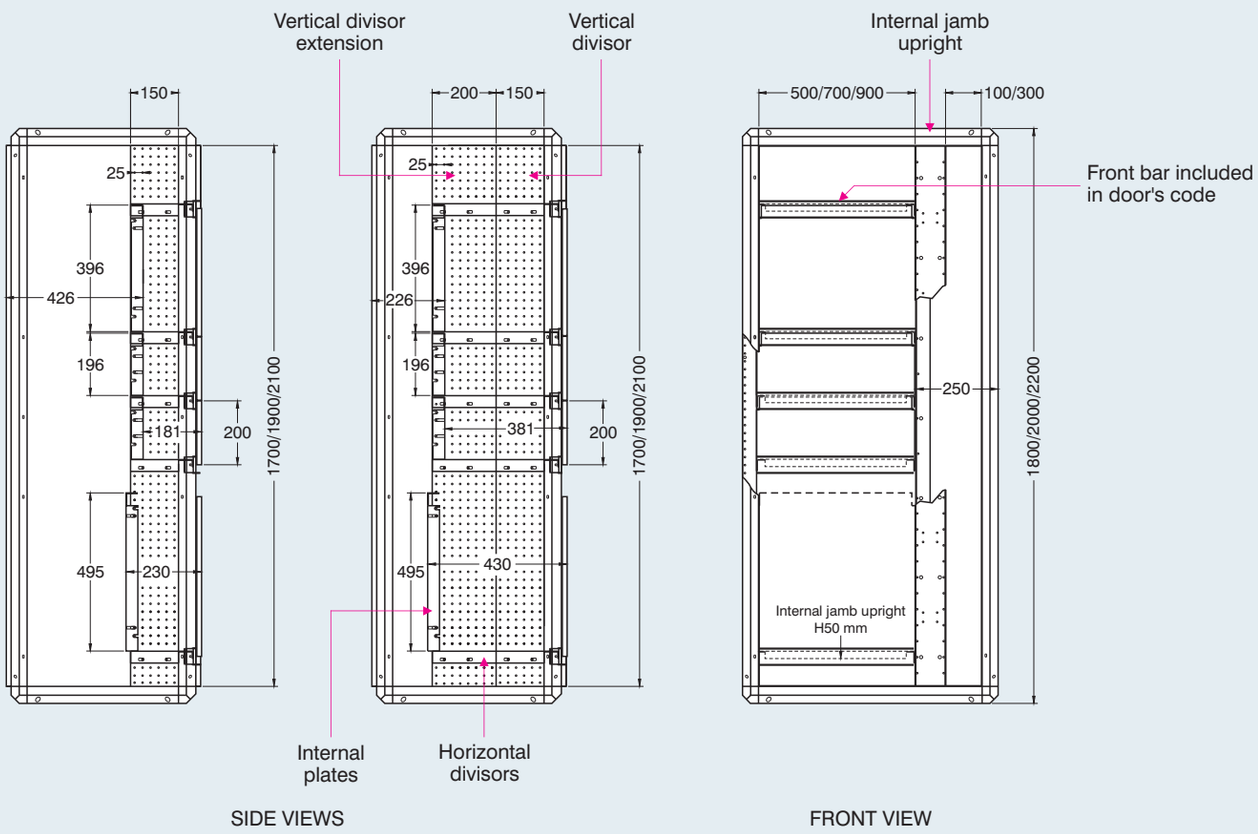

The effective height of upper and lower compartments is 20 mm shorter than other doors compartments height.

RX H1800 distribution systems



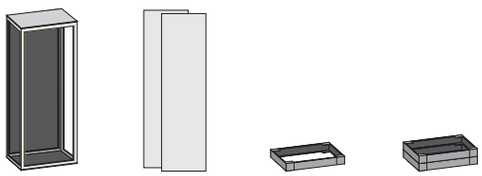

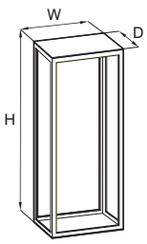

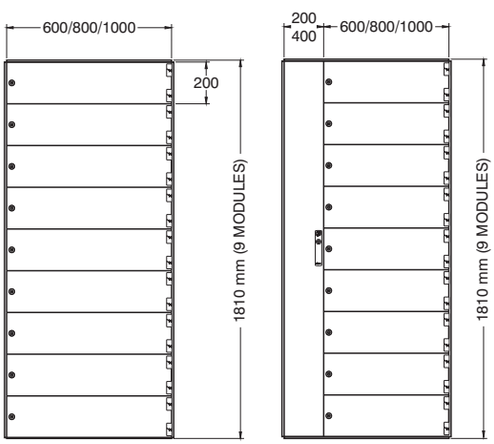

Dimensions (mm)			RX cabinet with back panel	Side panels pair	Plinth H 100	Plinth H 200
H	W	D				
1810	200	400	RX601.35	DRC351.35	DRC531	DRC541
		500	RX602.35	DRC352.35	DRC532	DRC542
		600	RX1.35	DRC353.35	DRC533	DRC543
		800	RX2.35	DRC354.35	DRC534	DRC544
		1000	RX3.35	DRC355.35	DRC535	DRC545
	400	400	RX603.35	DRC351.35	DRC557	DRC562
		500	RX604.35	DRC352.35	DRC558	DRC563
		600	RX4.35	DRC353.35	DRC559	DRC564
		800	RX5.35	DRC354.35	DRC560	DRC565
		1000	RX6.35	DRC355.35	DRC561	DRC566
	600	400	RX605.35	DRC351.35	DRC601	DRC621
		500	RX606.35	DRC352.35	DRC602	DRC622
		600	RX7.35	DRC353.35	DRC603	DRC623
		800	RX8.35	DRC354.35	DRC604	DRC624
		1000	RX9.35	DRC355.35	DRC605	DRC625
	800	400	RX607.35	DRC351.35	DRC606	DRC626
		500	RX608.35	DRC352.35	DRC607	DRC627
		600	RX10.35	DRC353.35	DRC608	DRC628
		800	RX11.35	DRC354.35	DRC609	DRC629
		1000	RX12.35	DRC355.35	DRC610	DRC630
	1000	400	RX609.35	DRC351.35	DRC611	DRC631
		500	RX610.35	DRC352.35	DRC612	DRC632
		600	RX13.35	DRC353.35	DRC613	DRC633
		800	RX14.35	DRC354.35	DRC614	DRC634
		1000	RX15.35	DRC355.35	DRC615	DRC635
	1200	400	RX611.35	DRC351.35	DRC616	DRC636
		500	RX612.35	DRC352.35	DRC617	DRC637
		600	RX16.35	DRC353.35	DRC618	DRC638
		800	RX17.35	DRC354.35	DRC619	DRC639
		1000	RX18.35	DRC355.35	DRC620	DRC640
	1400	400	RX625.35	DRC351.35	DRC641	DRC651
		500	RX626.35	DRC352.35	DRC642	DRC652
		600	RX627.35	DRC353.35	DRC643	DRC653
		800	RX628.35	DRC354.35	DRC644	DRC654
		1000	RX629.35	DRC355.35	DRC645	DRC655

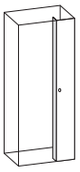
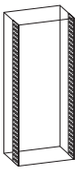


Door cable management door	Internal column for cable management W100	Divisor pair Vertical drilled divisor pair D150	Extension pair Vertical drilled divisor extension pair D200	Horizontal divisors D195	Horizontal divisors D395
RX471.35	-	-	-	-	-
RX471.35	-	-	-	-	-
RX471.35	-	-	-	-	-
RX471.35	-	-	-	-	-
RX471.35	-	-	-	-	-
RX472.35	-	RX100	RX105	RX204	RX254
RX472.35	-	RX100	RX105	RX204	RX254
RX472.35	-	RX100	RX105	RX204	RX254
RX472.35	-	RX100	RX105	RX204	RX254
RX472.35	-	RX100	RX105	RX204	RX254
-	-	RX100	RX105	RX200	RX250
-	-	RX100	RX105	RX200	RX250
-	-	RX100	RX105	RX200	RX250
-	-	RX100	RX105	RX200	RX250
-	-	RX100	RX105	RX200	RX250
RX471.35	RX4712.35	RX100	RX105	RX201	RX251
RX471.35	RX4712.35	RX100	RX105	RX201	RX251
RX471.35	RX4712.35	RX100	RX105	RX201	RX251
RX471.35	RX4712.35	RX100	RX105	RX201	RX251
RX471.35	RX4712.35	RX100	RX105	RX201	RX251
RX471.35	RX4712.35	RX100	RX105	RX202	RX252
RX471.35	RX4712.35	RX100	RX105	RX202	RX252
RX471.35	RX4712.35	RX100	RX105	RX202	RX252
RX471.35	RX4712.35	RX100	RX105	RX202	RX252
RX471.35	RX4712.35	RX100	RX105	RX202	RX252
RX471/472	RX4712.35	RX100	RX105	RX201/202	RX251/252
RX471/472	RX4712.35	RX100	RX105	RX201/202	RX251/252
RX471/472	RX4712.35	RX100	RX105	RX201/202	RX251/252
RX471/472	RX4712.35	RX100	RX105	RX201/202	RX251/252
RX471/472	RX4712.35	RX100	RX105	RX201/202	RX251/252
RX472.35	RX4712.35	RX100	RX105	RX202	RX252
RX472.35	RX4712.35	RX100	RX105	RX202	RX252
RX472.35	RX4712.35	RX100	RX105	RX202	RX252
RX472.35	RX4712.35	RX100	RX105	RX202	RX252
RX472.35	RX4712.35	RX100	RX105	RX202	RX252

Dimensions(mm) W	Dimensions(mm) H	Doors for power center	Internal plate for power center
400	300	RX417.35	RX317
	600	RX418.35	RX318
	800	RX395.35	RX370
	1200	RX397.35	RX371
600	200	RX401.35	RX301
	300	RX402.35	RX302
	400	RX403.35	RX303
	500	RX404.35	RX304
	600	RX405.35	RX305
	700	RX406.35	RX306
	800	RX407.35	RX307
	900	RX408.35	RX308
	1000	RX409.35	RX309
	1100	RX410.35	RX310
	1200	RX411.35	RX311
	1300	RX412.35	RX312
	1400	RX413.35	RX313
	1500	RX414.35	RX314
	1600	RX415.35	RX315
	1700	RX416.35	RX316
800	200	RX421.35	RX321
	300	RX422.35	RX322
	400	RX423.35	RX323
	500	RX424.35	RX324
	600	RX425.35	RX325
	700	RX426.35	RX326
	800	RX427.35	RX327
	900	RX428.35	RX328
	1000	RX429.35	RX329
	1100	RX430.35	RX330
	1200	RX431.35	RX331
	1300	RX432.35	RX332
	1400	RX433.35	RX333
	1500	RX434.35	RX334
	1600	RX435.35	RX335
	1700	RX436.35	RX336
1000	200	RX441.35	RX341
	300	RX442.35	RX342
	400	RX443.35	RX343
	500	RX444.35	RX344
	600	RX445.35	RX345
	700	RX446.35	RX346
	800	RX447.35	RX347
	900	RX448.35	RX348
	1000	RX449.35	RX349
	1100	RX450.35	RX350
	1200	RX451.35	RX351
	1300	RX452.35	RX352
	1400	RX453.35	RX353
	1500	RX454.35	RX354
	1600	RX455.35	RX355
	1700	RX456.35	RX356
1200	200	RX465.35	RX365

RX H2000 distribution systems



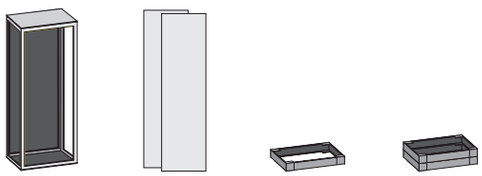

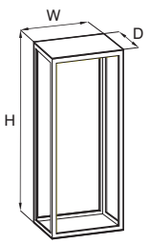

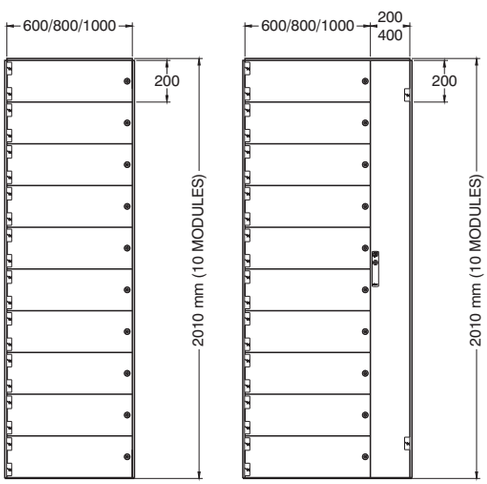

Dimensions (mm)			RX cabinet with back panel	Side panels pair	Plinth H 100	Plinth H 200
H	W	D				
2010	200	400	RX613.35	DRC356.35	DRC531	DRC541
		500	RX614.35	DRC357.35	DRC532	DRC542
		600	RX19.35	DRC358.35	DRC533	DRC543
		800	RX20.35	DRC359.35	DRC534	DRC544
		1000	RX21.35	DRC360.35	DRC535	DRC545
	400	400	RX615.35	DRC356.35	DRC557	DRC562
		500	RX616.35	DRC357.35	DRC558	DRC563
		600	RX22.35	DRC358.35	DRC559	DRC564
		800	RX23.35	DRC359.35	DRC560	DRC565
		1000	RX24.35	DRC360.35	DRC561	DRC566
	600	400	RX617.35	DRC356.35	DRC601	DRC621
		500	RX618.35	DRC357.35	DRC602	DRC622
		600	RX25.35	DRC358.35	DRC603	DRC623
		800	RX26.35	DRC359.35	DRC604	DRC624
		1000	RX27.35	DRC360.35	DRC605	DRC625
	800	400	RX619.35	DRC356.35	DRC606	DRC626
		500	RX620.35	DRC357.35	DRC607	DRC627
		600	RX28.35	DRC358.35	DRC608	DRC628
		800	RX29.35	DRC359.35	DRC609	DRC629
		1000	RX30.35	DRC360.35	DRC610	DRC630
	1000	400	RX621.35	DRC356.35	DRC611	DRC631
		500	RX622.35	DRC357.35	DRC612	DRC632
		600	RX31.35	DRC358.35	DRC613	DRC633
		800	RX32.35	DRC359.35	DRC614	DRC634
		1000	RX33.35	DRC360.35	DRC615	DRC635
	1200	400	RX623.35	DRC356.35	DRC616	DRC636
		500	RX624.35	DRC357.35	DRC617	DRC637
		600	RX34.35	DRC358.35	DRC618	DRC638
		800	RX35.35	DRC359.35	DRC619	DRC639
		1000	RX36.35	DRC360.35	DRC620	DRC640
	1400	400	RX630.35	DRC356.35	DRC641	DRC651
		500	RX631.35	DRC357.35	DRC642	DRC652
		600	RX632.35	DRC358.35	DRC643	DRC653
		800	RX633.35	DRC359.35	DRC644	DRC654
		1000	RX634.35	DRC360.35	DRC645	DRC655

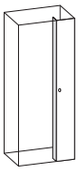
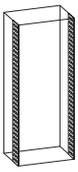


Door cable management door	**Internal column** for cable management W100	**Divisor pair** Vertical drilled divisor pair D150	**Extension pair** Vertical drilled divisor extension pair D200	**Horizontal divisors** D195	**Horizontal divisors** D395
RX473.35	-	-	-	-	-
RX473.35	-	-	-	-	-
RX473.35	-	-	-	-	-
RX473.35	-	-	-	-	-
RX473.35	-	-	-	-	-
RX474.35	-	RX101	RX106	RX204	RX254
RX474.35	-	RX101	RX106	RX204	RX254
RX474.35	-	RX101	RX106	RX204	RX254
RX474.35	-	RX101	RX106	RX204	RX254
RX474.35	-	RX101	RX106	RX204	RX254
-	-	RX101	RX106	RX200	RX250
-	-	RX101	RX106	RX200	RX250
-	-	RX101	RX106	RX200	RX250
-	-	RX101	RX106	RX200	RX250
-	-	RX101	RX106	RX200	RX250
RX473.35	RX4734.35	RX101	RX106	RX201	RX251
RX473.35	RX4734.35	RX101	RX106	RX201	RX251
RX473.35	RX4734.35	RX101	RX106	RX201	RX251
RX473.35	RX4734.35	RX101	RX106	RX201	RX251
RX473.35	RX4734.35	RX101	RX106	RX201	RX251
RX473.35	RX4734.35	RX101	RX106	RX202	RX252
RX473.35	RX4734.35	RX101	RX106	RX202	RX252
RX473.35	RX4734.35	RX101	RX106	RX202	RX252
RX473.35	RX4734.35	RX101	RX106	RX202	RX252
RX473.35	RX4734.35	RX101	RX106	RX202	RX252
RX473/474	RX4734.35	RX101	RX106	RX201/202	RX251/252
RX473/474	RX4734.35	RX101	RX106	RX201/202	RX251/252
RX473/474	RX4734.35	RX101	RX106	RX201/202	RX251/252
RX473/474	RX4734.35	RX101	RX106	RX201/202	RX251/252
RX473/474	RX4734.35	RX101	RX106	RX201/202	RX251/252
RX474.35	RX4734.35	RX101	RX106	RX202	RX252
RX474.35	RX4734.35	RX101	RX106	RX202	RX252
RX474.35	RX4734.35	RX101	RX106	RX202	RX252
RX474.35	RX4734.35	RX101	RX106	RX202	RX252
RX474.35	RX4734.35	RX101	RX106	RX202	RX252

Dimensions(mm) W	H	**Doors** for power center	**Internal plate** for power center
400	300	RX417.35	RX317
	600	RX418.35	RX318
	800	RX395.35	RX370
	1200	RX397.35	RX371
600	200	RX401.35	RX301
	300	RX402.35	RX302
	400	RX403.35	RX303
	500	RX404.35	RX304
	600	RX405.35	RX305
	700	RX406.35	RX306
	800	RX407.35	RX307
	900	RX408.35	RX308
	1000	RX409.35	RX309
	1100	RX410.35	RX310
	1200	RX411.35	RX311
	1300	RX412.35	RX312
	1400	RX413.35	RX313
	1500	RX414.35	RX314
	1600	RX415.35	RX315
	1700	RX416.35	RX316
800	200	RX421.35	RX321
	300	RX422.35	RX322
	400	RX423.35	RX323
	500	RX424.35	RX324
	600	RX425.35	RX325
	700	RX426.35	RX326
	800	RX427.35	RX327
	900	RX428.35	RX328
	1000	RX429.35	RX329
	1100	RX430.35	RX330
	1200	RX431.35	RX331
	1300	RX432.35	RX332
	1400	RX433.35	RX333
	1500	RX434.35	RX334
	1600	RX435.35	RX335
	1700	RX436.35	RX336
1000	200	RX441.35	RX341
	300	RX442.35	RX342
	400	RX443.35	RX343
	500	RX444.35	RX344
	600	RX445.35	RX345
	700	RX446.35	RX346
	800	RX447.35	RX347
	900	RX448.35	RX348
	1000	RX449.35	RX349
	1100	RX450.35	RX350
	1200	RX451.35	RX351
	1300	RX452.35	RX352
	1400	RX453.35	RX353
	1500	RX454.35	RX354
	1600	RX455.35	RX355
	1700	RX456.35	RX356
1200	200	RX465.35	RX365

RX H2200 distribution systems



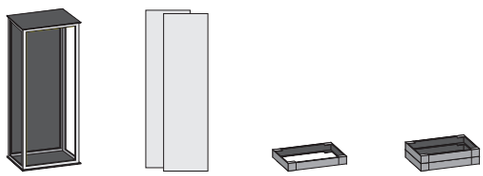

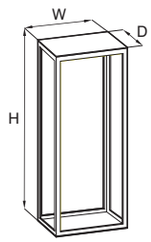

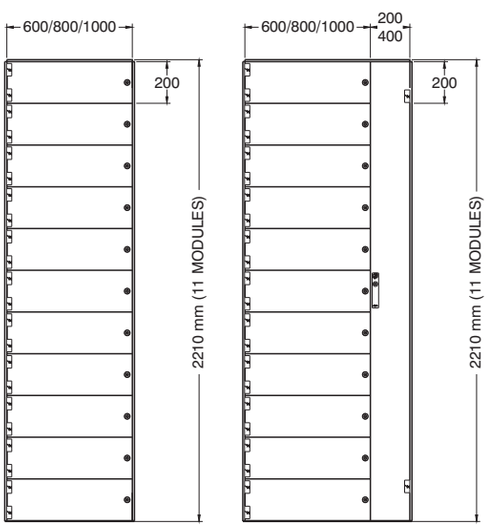

Dimensions (mm)			RX cabinet with back panel	Side panels pair	Plinth H 100	Plinth H 200
H	W	D				
2210	200	400	RX45.35	DRC361.35	DRC531	DRC541
		500	RX46.35	DRC362.35	DRC532	DRC542
		600	RX47.35	DRC363.35	DRC533	DRC543
		800	RX48.35	DRC364.35	DRC534	DRC544
		1000	RX49.35	DRC365.35	DRC535	DRC545
	400	400	RX50.35	DRC361.35	DRC557	DRC562
		500	RX51.35	DRC362.35	DRC558	DRC563
		600	RX52.35	DRC363.35	DRC559	DRC564
		800	RX53.35	DRC364.35	DRC560	DRC565
		1000	RX54.35	DRC365.35	DRC561	DRC566
	600	400	RX55.35	DRC361.35	DRC601	DRC621
		500	RX56.35	DRC362.35	DRC602	DRC622
		600	RX57.35	DRC363.35	DRC603	DRC623
		800	RX58.35	DRC364.35	DRC604	DRC624
		1000	RX59.35	DRC365.35	DRC605	DRC625
	800	400	RX60.35	DRC361.35	DRC606	DRC626
		500	RX61.35	DRC362.35	DRC607	DRC627
		600	RX62.35	DRC363.35	DRC608	DRC628
		800	RX63.35	DRC364.35	DRC609	DRC629
		1000	RX64.35	DRC365.35	DRC610	DRC630
	1000	400	RX65.35	DRC361.35	DRC611	DRC631
		500	RX66.35	DRC362.35	DRC612	DRC632
		600	RX67.35	DRC363.35	DRC613	DRC633
		800	RX68.35	DRC364.35	DRC614	DRC634
		1000	RX69.35	DRC365.35	DRC615	DRC635
	1200	400	RX70.35	DRC361.35	DRC616	DRC636
		500	RX71.35	DRC362.35	DRC617	DRC637
		600	RX72.35	DRC363.35	DRC618	DRC638
		800	RX73.35	DRC364.35	DRC619	DRC639
		1000	RX74.35	DRC365.35	DRC620	DRC640
	1400	400	RX75.35	DRC361.35	DRC641	DRC651
		500	RX76.35	DRC362.35	DRC642	DRC652
		600	RX77.35	DRC363.35	DRC643	DRC653
		800	RX78.35	DRC364.35	DRC644	DRC654
		1000	RX79.35	DRC365.35	DRC645	DRC655

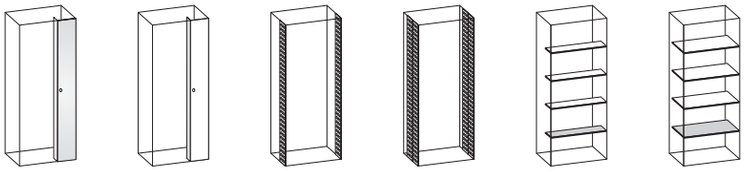

Door cable management door	Internal column for cable management W100	Divisor pair Vertical drilled divisor pair D150	Extension pair Vertical drilled divisor extension pair D200	Horizontal divisors D195	Horizontal divisors D395
RX475.35	-	-	-	-	-
RX475.35	-	-	-	-	-
RX475.35	-	-	-	-	-
RX475.35	-	-	-	-	-
RX475.35	-	-	-	-	-
RX476.35	-	RX102	RX107	RX204	RX254
RX476.35	-	RX102	RX107	RX204	RX254
RX476.35	-	RX102	RX107	RX204	RX254
RX476.35	-	RX102	RX107	RX204	RX254
RX476.35	-	RX102	RX107	RX204	RX254
-	-	RX102	RX107	RX200	RX250
-	-	RX102	RX107	RX200	RX250
-	-	RX102	RX107	RX200	RX250
-	-	RX102	RX107	RX200	RX250
-	-	RX102	RX107	RX200	RX250
RX475.35	RX4735.35	RX102	RX107	RX201	RX251
RX475.35	RX4735.35	RX102	RX107	RX201	RX251
RX475.35	RX4735.35	RX102	RX107	RX201	RX251
RX475.35	RX4735.35	RX102	RX107	RX201	RX251
RX475.35	RX4735.35	RX102	RX107	RX201	RX251
RX475.35	RX4735.35	RX102	RX107	RX202	RX252
RX475.35	RX4735.35	RX102	RX107	RX202	RX252
RX475.35	RX4735.35	RX102	RX107	RX202	RX252
RX475.35	RX4735.35	RX102	RX107	RX202	RX252
RX475.35	RX4735.35	RX102	RX107	RX202	RX252
RX475/476	RX4735.35	RX102	RX107	RX201/202	RX251/252
RX475/476	RX4735.35	RX102	RX107	RX201/202	RX251/252
RX475/476	RX4735.35	RX102	RX107	RX201/202	RX251/252
RX475/476	RX4735.35	RX102	RX107	RX201/202	RX251/252
RX475/476	RX4735.35	RX102	RX107	RX201/202	RX251/252
RX476.35	RX4735.35	RX102	RX107	RX202	RX252
RX476.35	RX4735.35	RX102	RX107	RX202	RX252
RX476.35	RX4735.35	RX102	RX107	RX202	RX252
RX476.35	RX4735.35	RX102	RX107	RX202	RX252
RX476.35	RX4735.35	RX102	RX107	RX202	RX252

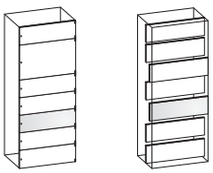

Dimensions(mm) W	Dimensions(mm) H	Doors for power center	Internal plate for power center
400	300	RX417.35	RX317
	600	RX418.35	RX318
	800	RX395.35	RX370
	1200	RX397.35	RX371
600	200	RX401.35	RX301
	300	RX402.35	RX302
	400	RX403.35	RX303
	500	RX404.35	RX304
	600	RX405.35	RX305
	700	RX406.35	RX306
	800	RX407.35	RX307
	900	RX408.35	RX308
	1000	RX409.35	RX309
	1100	RX410.35	RX310
	1200	RX411.35	RX311
	1300	RX412.35	RX312
	1400	RX413.35	RX313
	1500	RX414.35	RX314
	1600	RX415.35	RX315
	1700	RX416.35	RX316
800	200	RX421.35	RX321
	300	RX422.35	RX322
	400	RX423.35	RX323
	500	RX424.35	RX324
	600	RX425.35	RX325
	700	RX426.35	RX326
	800	RX427.35	RX327
	900	RX428.35	RX328
	1000	RX429.35	RX329
	1100	RX430.35	RX330
	1200	RX431.35	RX331
	1300	RX432.35	RX332
	1400	RX433.35	RX333
	1500	RX434.35	RX334
	1600	RX435.35	RX335
	1700	RX436.35	RX336
1000	200	RX441.35	RX341
	300	RX442.35	RX342
	400	RX443.35	RX343
	500	RX444.35	RX344
	600	RX445.35	RX345
	700	RX446.35	RX346
	800	RX447.35	RX347
	900	RX448.35	RX348
	1000	RX449.35	RX349
	1100	RX450.35	RX350
	1200	RX451.35	RX351
	1300	RX452.35	RX352
	1400	RX453.35	RX353
	1500	RX454.35	RX354
	1600	RX455.35	RX355
	1700	RX456.35	RX356
1200	200	RX465.35	RX365

PRO CIRCUIT insulators

Milled insulators for copper bars: made in sheet-metal (in resin and polyester) "GP03". They ease the location of copper bars in distribution cabinets, thanks to horizontal or vertical mounting brackets on RX cabinet structure. Provided with fixing screws. For capacity characteristics, refer to the following tables.



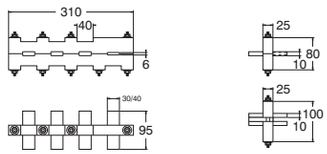

Linear insulator

COPPER BARS	1·30·10	1·40·10	2·40·10	
Code	**POF34**			



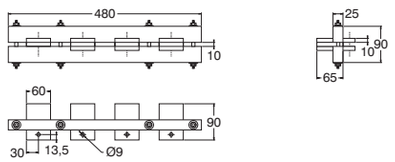

Linear insulator

COPPER BARS	2·60·10			
Code	**POF6**			

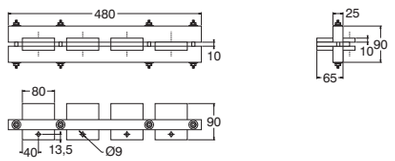

Linear insulator

COPPER BARS	2·80·10			
Code	**POF8**			

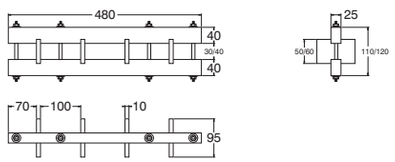

Linear insulator

COPPER BARS	1·50·10	1·60·10		
Code	**PVF1**			



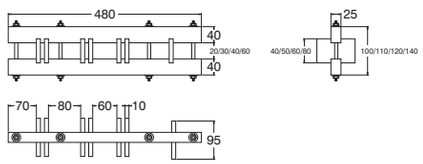

Linear insulator

COPPER BARS	2·40·10	2·50·10	2·60·10	2·80·10
Code	**PVF2**			

Insulators brackets: 20/10 thick galvanised steel sheet; to insert insulators in RX cabinets, or all configuration type.

Brackets to be inserted in carpentries, according to following dimensions:

For Cabinets W	600	800	1000	1200	1400
Bracket WxH	500·70	700·70	900·70	1100·70	1300·70
Code	**PC1**	**PC2**	**PC3**	**PC4**	**PC5**

*: ‖ Vertical bars for phase ; = Horizontal bars for phase
N.B.: changes in material or form of insulators are not allowed.
N.B.: To choose current capacity and for further information, refer to specific regulation.

Insulators selection guide and approximate maximum distance of supports in relation with Ik values (Icc IN KA EFF/1s)

Phase bar-type	2‖* 80·10	2‖* 60·10	2‖* 50·10	2‖* 40·10	1‖* 60·10	1‖* 50·10	2=* 80·10	2=* 60·10	2=* 40·10	1–* 40·10	1–* 30·10
Bars int. (mt)	0,11	0,11	0,11	0,11	0,11	0,11	0,11	0,11	0,7	0,7	0,7
Bar-carrier type	PVF2	PVF2	PVF2	PVF2	PVF1	PVF1	POF8	POF6	POF34	POF34	POF34
Approximate current capacity in C.U.A.	2200	1800	1550	13 50	1050	900	2200	1800	13 50	750	580
Ik3=20kA L=Mt		1,01	0,95	0,82		1			0,86		
Ik3=30kA L=Mt	0,82	0,68	0,6	0,52	0,72	0,66	0,94	0,74	0,55		0,7
Ik3=40kA L=Mt	0,62	0,51	0,45	0,39	0,54	0,49	0,7	0,56	0,41	0,7	0,53
Ik3=50kA L=Mt	0,49	0,41	0,36	0,31	0,43	0,4	0,56	0,44	0,33	0,56	0,42
Ik3=60kA L=Mt	0,39	0,32	0,29	0,25	0,34	0,31	0,44	0,35	0,26	0,45	0,34

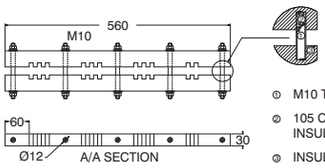

① M10 THREADED ROD
② 105 C SELF-ESTINGUISHING INSULATING SHEAT
③ INSULATOR

Linear insulator

COPPER BARS	3·100·10	3·120·10		
Code	**PVF3**			

Insulators selection guide and approximate maximum distance of supports in relation with Ik values (Icc IN KA EFF/1s)

Phase bar-type	3||| 120*·10	3||| 100*·10	3≡120*·10	3≡100*·10	2|| 100*·10	2|| 80*·10	2|| 60*·10				
Bars int. (mt)	0,13	0,13	0,15	0,15	0,13	0,13	0,13				
Bar-carrier type (supports)	PVF3	PVF3	Piastre GP03	Piastre GP03	PVF3	PVF3	PVF3				
Current capacity in A (bars in CU)	4000	3200	4000	3200	2500	2000	1600				
Ik3=50kA L=Mt	0,81	0,71	0,89	0,77	0,61	0,52	0,43				
Ik3=60kA L=Mt	0,65	0,57	0,71	0,61	0,49	0,41	0,34				
Ik3=65kA L=Mt	0,6	0,52	0,65	0,56	0,45	0,38	0,31				
Ik3=70kA L=Mt	0,55	0,48	0,61	0,52	0,42	0,35	0,29				
Ik3=75kA L=Mt	0,52	0,45	0,57	0,49	0,39	0,33	0,27				
Ik3=80kA L=Mt	0,49	0,42	0,53	0,46	0,36	0,31	0,25				
Ik3=85kA L=Mt	0,46	0,4	0,5	0,43	0,34	0,29	0,24				
Ik3=90kA L=Mt	0,43	0,38	0,47	0,41	0,32	0,28	0,23				

RX cabinet accessories

H200 mm GROMMET PLINTH, WITH CLOSED BOTTOM (with no side flanges) FOR DRC CABINETS, in painted sheet. Page 160

H	200											
W	400					600						
D	400	500	600	800	1000	400	500	600	800	1000		
Code	**DRC459.35**	**DRC460.35**	**DRC461.35**	**DRC462.35**	**DRC463.35**	**DRC464.35**	**DRC465.35**	**DRC466.35**	**DRC467.35**	**DRC468.35**		
H	200											
W	800					1000						
D	400	500	600	800	1000	400	500	600	800	1000		
Code	**DRC469.35**	**DRC470.35**	**DRC471.35**	**DRC472.35**	**DRC473.35**	**DRC474.35**	**DRC475.35**	**DRC476.35**	**DRC477.35**	**DRC478.35**		
H	200											
W	1200					1400						
D	400	500	600	800	1000	400	500	600	800	1000		
Code	**DRC479.35**	**DRC480.35**	**DRC481.35**	**DRC482.35**	**DRC483.35**	**DRC484.35**	**DRC485.35**	**DRC486.35**	**DRC487.35**	**DRC488.35**		

FLANGE PAIR FOR H200 mm GROMMET PLINTH, in painted sheet. Pag.160

H	200				
D	400	500	600	800	1000
Code	**DRC495.35**	**DRC496.35**	**DRC497.35**	**DRC498.35**	**DRC499.35**

LEVELLING FEET. Pag.160

DESCRIPTION: 4 PIECES; M12 H125 STEM (only for cabinets without plinth)	DESCRIPTION: 4 PIECES; M16 H155 STEM (to combine with threaded plugs and grommet plinth)
DRC670	**DRC671**

NYLON PLUGS. Pag.160

DESCRIPTION: M16 x levelling feet for DRC671
DRC872

DRC, EC AND KA CABINETS H100 mm, SINGLE AND WELDED PLINTH, in painted sheet. Pag.160

W: on request					
D	400	500	600	800	1000
Code	**DRC661.35**	**DRC662.35**	**DRC663.35**	**DRC664.35**	**DRC665.35**

H200 mm, SINGLE AND WELDED PLINTH. Pag.160

400	500	600	800	1000
DRC661/2.35	**DRC662/2.35**	**DRC663/2.35**	**DRC664/2.35**	**DRC665/2.35**

FLANGE PAIR FOR H100 mm SINGLE PLINTH, in painted sheet. Pag.160

D	400	500	600	800	1000
Code	**DRC495/1.35**	**DRC496/1.35**	**DRC497/1.35**	**DRC498/1.35**	**DRC499/1.35**

FLANGE PAIR FOR H200 mm SINGLE PLINTH. Pag.160

400	500	600	800	1000
DRC495/2.35	**DRC496/2.35**	**DRC497/2.35**	**DRC498/2.35**	**DRC499/2.35**

H200 mm UPPER CABLE COMPARTMENT, WITH FIXED UPPER PANEL, in painted sheet. (Side flanges by separated ordering). . Pag.161

H	200											
W	600					800						
D	400	500	600	800	1000	400	500	600	800	1000		
Code	**RX501.35**	**RX502.35**	**RX503.35**	**RX504.35**	**RX505.35**	**RX506.35**	**RX507.35**	**RX508.35**	**RX509.35**	**RX510.35**		
H	200											
W	1000					1200						
D	400	500	600	800	1000	400	500	600	800	1000		
Code	**RX511.35**	**RX512.35**	**RX513.35**	**RX514.35**	**RX515.35**	**RX516.35**	**RX517.35**	**RX518.35**	**RX519.35**	**RX520.35**		
H	200											
W	1400					1600						
D	400	500	600	800	1000	400	500	600	800	1000		
Code	**RX523.35**	**RX524.35**	**RX521.35**	**RX525.35**	**RX529.35**	**RX527.35**	**RX526.35**	**RX522.35**	**RX528.35**	**RX530.35**		

FLANGE PAIR FOR H200mm CABLE COMPARTMENT, in painted sheet. Pag.161

H	200											
D	400	500	600	800	1000							
Code	**RX531.35**	**RX532.35**	**RX533.35**	**RX534.35**	**RX535.35**							

LIFTING SYSTEM - EN62208, EN 61439-1 APPROVAL. Pag.172-173

DESCRIPTION	M12 ZAMAK EYEBOLT, galvanised	DOUBLE EYEBOLT, in painted sheet	CROSSBEAM PAIR, angle profile (depending on cabinets dimensions)
Code	**DRC910**	**DRC910B.35**	**DRC99.35**

JOINING SET FOR CABINETS. Pag.173

DESCRIPTION	Joining set with galvanised screws and gasket
Code	**DRC938**

Side-by-side installation set, with reinforcing sections, screws and gasket
DRC939

For over 30 years we have been designing and producing metal protective cases for industrial automation and electric application in Italy.
This catalogue contains our ranges of products. We are specialists in customise and adapt our products in order to meet our customers' needs.
Our products are available at the best specialists and distributors of electrical equipment in Italy, at our importers in Australia, Europe and the United States and also on www.zanardo.com webpage.

SALES OFFICE AND STAINLESS-STEEL DEPARTMENT
800 sqm reserved for executive and sales office, for design and technical support to our customers and as a permanent showroom of our standard products.
4200 sqm are exclusively reserved for stainless-steel carpentries and ventilation systems production.

OUR BRANCH IN ROVIGO
It is operative since 2006 and specialized in automated production of D93 and ES standards. It includes welding, painting and mounting plants, and also integrates finished product logistics.



Cartiglieri

ES-A - page 106
Sealed junction boxes with fixed solid cover. The welded monobloc-structure case is provided with fixing supports for DIN guide, or with internal plate by separated ordering.

ES-PU A - page 107
Sealed push-button panels and junction boxes with fixed cover, solid or with Ø22,5 mm drilling. The welded monobloc-structure case can be provided with M4 pins for DIN guide installation, by separated ordering.

D93-A - page 108
Hanging boxes available with solid or transparent door, with or without internal door. Welded monobloc-structure case with 2 mm thick FeZn internal plate.

GN-A - page 110
Solid door hanging boxes and 30°tilt roof, completely closed case. This boxes comply with HACCP CE852/2004 regulations regarding critical conditions of food-production and pharmaceutical-production fields, for hygiene, cleanability and a high level of protection.

DRC-A - page 112
Modular cabinets system for in-line configurations. Completely welded draw-columns structure; bottom base with cable entry flange, roof, side and back panels fixed with screws. Available with solid or transparent door, with or without internal door. Adjustable 2,5 mm FeZn internal plate. Plinth application configuration.

VFR-A - page 122
Monobloc cabinets; bottom base with cable entry flange, side panels and roof are welded; back panel fixed with screws. Available with solid or transparent door, with or without internal door. Adjustable 2,5 mm FeZn internal plate. Plinth application configuration.

DRC-LAN-I - page 126
PC housing and protection cabinets, with support monitor, keyboards, mouse and central unit. It is possible to combine them with DRC cabinets to create in-line configurations. Plinth application configuration.

LVD93-A - page 128
Compact control console with 12° tilt and hinged desk, with open position retainer.
Bottom base depth: 300 mm.
Cable entry flange on the bottom; 2mm FeZn fixed internal plate.
H100 plinth is included.

LM-A - page 129
Monobloc control console with 14° tilt desk; open position retainer.
Same characteristics and dimensions as LVE model, but cheaper.
Cable entry flange on the bottom; 2mm FeZn fixed internal plate.
Plinth application configuration.

LVE-A - page 130
Modular control console with 14° tilt desk; open position retainer; it is possible to add top plate connected with tubular profiles. Cable entry flange on the bottom; 2mm FeZn fixed internal plate.
Plinth application configuration.

LV-A - page 132
Modular control console.
Base includes hinged front door and fixed back panel, cable entry flange and adjustable 2mm FeZn internal plate. 12°tilt desk and 70° tilt top plate included open position retainer.
Plinth application configuration.

KX-A - page 134
The perfect cabinets for secondary distribution boards, to locate modular and moulded-case circuit breakers.
This system can be apply to DRC and VFR floor cabinets, both with crystal and solid door or with frame.

ES-A boxes

Casing:
1,5 mm thick stainless-steel; welded monobloc structure; pre-drilled internal support for DIN guide installation, or internal plate by separated ordering.

Fixed solid cover:
1,5 mm thick stainless-steel; polyurethane sealing gasket; M6 fixing screws with security ring.

Earthing:
M6 pins to be welded on structure and cover.

BY SEPARATING ORDER:
Internal plate:
2,0 mm thick galvanised steel sheet (Sendzimir), non-adjustable.

Finish:
Fine scotch brite medium satin, 240 grit.

Material:
1,5 mm thick AISI 304 stainless-steel.
In AISI 316 stainless-steel on request.

Degree of Protection and Approvals:

IP66 EN 62 208 • EN 61 439-1
IK10 EN 62 208 • EN 61 439-1

EN 62 208 • EN 61 439-1

TYPE 1, 12, 4, 4x • Standard 508
NEMA 1, 12, 4, 4x • Standard 250

ELE118311CS

2011/65/CE

1272/2008/CE

THE **UL/CSA** MARK MUST BE SPECIFICALLY REQUESTED IN THE ORDER.

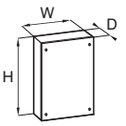

Dimensions (mm)			ESA fixed solid cover	20/10 thick Internal plate (by separated ordering)		Bracket set 2mm FeZn wall bracket set
H	W	D		Code	Dimensions HxW	
150	180	80	ES1A	ES1P	125x162	ES-AG1A
150	300	80	ES23A	ES23P	125x282	ES-AG1A
180	200	80	ES2A	ES2P	155x182	ES-AG1A
200	200	80	ES21A	ES21P	175x182	ES-AG1A
150	300	120	ES24A	ES23P	125x282	ES-AG1A
200	200	120	ES22A	ES21P	175x182	ES-AG1A
200	300	120	ES3A	ES3P	175x282	ES-AG1A
200	400	120	ES4A	ES4P	175x382	ES-AG1A
200	500	120	ES5A	ES5P	175x482	ES-AG1A
200	600	120	ES6A	ES6P	175x582	ES-AG1A
200	800	120	ES29A	ES29P	175x782	ES-AG1A
300	300	120	ES25A	ES25P	275x282	ES-AG1A
300	400	120	ES26A	ES26P	275x382	ES-AG1A
300	500	120	ES7A	ES7P	275x482	ES-AG1A
300	600	120	ES28A	ES28P	275x582	ES-AG1A
400	400	120	ES27A	ES27P	375x382	ES-AG1A
400	500	120	ES13A	ES13P	375x482	ES-AG1A
400	600	120	ES8A	ES8P	375x582	ES-AG1A
400	800	120	ES9A	ES9P	375x782	ES-AG1A

ES-A boxes fixing brackets

ES-PU A junction boxes with solid cover

Casing:
1,2 mm and 1,5 mm thick stainless-steel; welded monobloc structure.

Fixed solid cover:
1,5 mm thick stainless-steel; polyurethane sealing gasket; M6 fixing screws with security ring.

Earthing:
M4 pins to be welded on bottom base for DIN guide installation and on cover. BY SEPARATED ORDERING: DIN support.

Finish:
Fine scotch brite medium satin, 240 grit.

Material:
1,2 mm and 1,5 mm thick AISI 304 s tainless-steel. In AISI 316 stainless-steel on request.

Degree of Protection and Approvals:

IP66 EN 62 208 • EN 61 439-1
IK10 EN 62 208 • EN 61 439-1

EN 62 208 • EN 61 439-1

TYPE 1, 12, 4, 4x • Standard 508
NEMA 1, 12, 4, 4x • Standard 250

ELE118311CS

2011/65/CE

1272/2008/CE

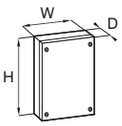

Dimensions (mm)			Pieces per pack	In AISI 304	DIN guide	
H	W	D				
80	80	60	2	ES-PU886A	OM80	
80	120	70	2	ES-PU1287A	OM120	
100	100	70	2	ES-PU10107A	OM100	
100	100	90	2	ES-PU10109A	OM100	
100	160	90	1	ES-PU16109A	OM160	
100	220	90	1	ES-PU22109A	OM220	
100	280	90	1	ES-PU28109A	OM280	
120	120	70	2	ES-PU12127A	OM120	
120	140	70	1	ES-PU14127A	OM140	
160	160	90	1	ES-PU16169A	OM160	
160	280	90	1	ES-PU28169A	OM280	

THE **UL/CSA** MARK MUST BE SPECIFICALLY REQUESTED IN THE ORDER.



ES-PU A junction boxes with drilled cover

Casing:
1,5 mm thick stainless-steel; welded monobloc structure.

Fixed drilled cover:
1,5 mm thick stainless-steel; polyurethane sealing gasket; M6 fixing screws with security ring; drilling according to table.

Earthing:
M4 pins to be welded on bottom base for DIN guide installation and on cover. BY SEPARATED ORDERING: DIN support.

Finish:
Fine scotch brite medium satin, 240 grit.

Material:
1,2 mm and 1,5 mm thick AISI 304 s tainless-steel. In AISI 316 stainless-steel on request.

Degree of Protection and Approvals:

*IP66 EN 62 208 • EN 61 439-1
IK10 EN 62 208 • EN 61 439-1

EN 62 208 • EN 61 439-1

TYPE 1, 12, 4, 4x • Standard 508
NEMA 1, 12, 4, 4x • Standard 250

ELE118311CS

2011/65/CE

1272/2008/CE

* To combine with equipment with an equivalent or superior degree of protection; for approvals details see technical data on page 198

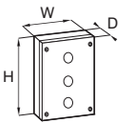

Dimensions (mm)			Pieces per pack	In AISI 304 stainless-steel	DIN guide	Nr. of Ø 22,5 mm holes
H	W	D				
80	80	60	2	ES-PU886/1A	OM80	1
100	100	90	2	ES-PU10109/1A	OM100	1
100	160	90	1	ES-PU16109/2A	OM160	2
100	220	90	1	ES-PU22109/3A	OM220	3
100	280	90	1	ES-PU28109/4A	OM280	4

THE **UL/CSA** MARK MUST BE SPECIFICALLY REQUESTED IN THE ORDER.

STAINLESS STEEL

D93-A boxes

Casing:
1,5 mm thick stainless-steel; welded monobloc structure; without cable entry flange.

Internal plate:
2,0 mm thick galvanised steel sheet (Sendzimir), non-adjustable.

Solid door:
1,5 mm thick; polyurethane sealing gasket; pvc locking system with 3 mm double-comb tool insert; other configurations are available. 120° standard opening with reversible left hinges.

Transparent door:
Same characteristics but with transparent glass porthole and 1,5 mm stainless-steel internal door.

Earthing:
M6 pins to be welded on structure and door.

Finish:
Fine scotch brite medium satin, 240 grit.

Material:
1,5 mm thick AISI 304 stainless-steel.
In AISI 316 stainless-steel on request.

Degree of Protection and Approvals:

IP66 EN 62 208 • EN 60 529
• EN 61 439-1
IK10 EN 62 208 • EN 62 262
• EN 61 439-1

EN 62 208 • EN 61 439-1

TYPE 1, 12, 4, 4x • Standard 508
NEMA 1, 12, 4, 4x • Standard 250

ELE118311CS

2011/65/CE

1272/2008/CE

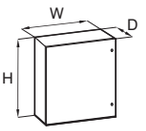

THE **UL/CSA** MARK MUST BE SPECIFICALLY REQUESTED IN THE ORDER.

Boxes wall fixing brackets.



Rain protection roof.

D150 Depth

Dimensions (mm) H	W	D	Doors number of doors	D93A solid door and internal plate	D93SA glass door, internal door and internal plate	Internal plate dimensions HxW	Bracket set 2 mm thick 304 stainless-steel wall bracket set	Diagram bag plastic diagram bag	Protection device 304 stainless-steel ventilation protection device	Rain protection roof 304 stainless-steel	
306	206	150	1	D93/1A	-	250x170	AG1A	-	-	-	
306	256	150	1	D93/2A	-	250x220	AG1A	-	-	-	
306	306	150	1	D93/4A	-	250x270	AG1A	DRC 926	-	-	
356	256	150	1	D93/5A	-	300x220	AG1A	-	-	-	
406	306	150	1	D93/7A	-	350x270	AG1A	DRC 926	-	-	
506	306	150	1	D93/10A	-	450x270	AG1A	DRC 926	-	-	
506	356	150	1	D93/12A	-	450x320	AG1A	DRC 926	-	-	

D200 Depth

306	256	200	1	D93/3A	-	250x220	AG1A	DRC 926	VE1300A	-	
356	256	200	1	D93/6A	-	300x220	AG1A	DRC 926	VE1300A	-	
406	306	200	1	D93/8A	D93/8SA	350x270	AG1A	DRC 926	VE1300A	D93/90A	
406	406	200	1	D93/9A	D93/9SA	350x370	AG1A	DRC 926	VE1300A	D93/91A	
506	306	200	1	D93/11A	D93/11SA	450x270	AG1A	DRC 926	VE1300A	D93/90A	
506	356	200	1	D93/13A	D93/13SA	450x320	AG1A	DRC 926	VE1300A	D93/101A	
506	406	200	1	D93/14A	D93/14SA	450x370	AG1A	DRC 926	VE1300A	D93/91A	
506	506	200	1	D93/16A	D93/16SA	450x470	AG1A	DRC 926	VE1300A	D93/93A	
600	800	200	2	D93/862A	-	544x744	AG1A	DRC 926	VE1300A	D93/98A	
600	1000	200	2	D93/1062A	-	544x944	AG1A	DRC 926	VE1300A	-	
606	406	200	1	D93/17A	D93/17SA	550x370	AG1A	DRC 926	VE1300A	D93/91A	
606	606	200	1	D93/19A	D93/19SA	550x550	AG1A	DRC 926	VE1300A	D93/95A	
706	506	200	1	D93/21A	D93/21SA	650x450	AG1A	DRC 926	VE1300A	D93/93A	
800	1000	200	2	D93/1082A	-	744x944	AG1A	DRC 926	VE1300A	-	
806	506	200	1	D93/23A	D93/23SA	750x450	AG1A	DRC 926	VE1300A	D93/93A	
806	606	200	1	D93/25A	D93/25SA	750x550	AG1A	DRC 926	VE1300A	D93/95A	
806	806	200	1	D93/882A	-	750x750	AG1A	DRC 926	VE1300A	D93/98A	
906	606	200	1	D93/28A	D93/28SA	850x550	AG1A	DRC 926	VE1300A	D93/95A	
1006	806	200	1	D93/33A	D93/33SA	950x750	AG1A	DRC 926	VE1300A	D93/98A	

D250 Depth

506	406	250	1	D93/15A	D93/15SA	450x370	AG1A	DRC 926	VE1300A	D93/92A	
606	406	250	1	D93/18A	D93/18SA	550x370	AG1A	DRC 926	VE1300A	D93/92A	
606	606	250	1	D93/20A	D93/20SA	550x550	AG1A	DRC 926	VE1300A	D93/96A	
706	506	250	1	D93/22A	D93/22SA	650x450	AG1A	DRC 926	VE1300A	D93/94A	
806	506	250	1	D93/24A	D93/24SA	750x450	AG1A	DRC 926	VE1300A	D93/94A	
806	606	250	1	D93/26A	D93/26SA	750x550	AG1A	DRC 926	VE1300A	D93/96A	
906	606	250	1	D93/29A	D93/29SA	850x550	AG1A	DRC 926	VE1300A	D93/96A	
1006	606	250	1	D93/31A	D93/31SA	950x550	AG1A	DRC 926	VE1300A	D93/96A	
1006	806	250	1	D93/34A	D93/34SA	950x750	AG1A	DRC 926	VE1300A	D93/99A	
1206	806	250	1	D93/37A	D93/37SA	1150x750	AG1A	DRC 926	VE1300A	D93/99A	

D300 Depth

600	800	300	2	D93/863A	-	544x744	AG1A	DRC 926	VE1300A	D93/100A	
600	1000	300	2	D93/1063A	-	544x944	AG1A	DRC 926	VE1300A	D93/103A	
600	1200	300	2	D93/1263A	-	544x1144	AG1A	DRC 926	VE1300A	D93/104A	
600	1400	300	2	D93/1463A	-	544x1344	AG1A	DRC 926	VE1300A	-	
800	1000	300	2	D93/1083A	-	744x944	AG1A	DRC 926	VE1300A	D93/103A	
800	1200	300	2	D93/1283A	-	744x1144	AG1A	DRC 926	VE1300A	D93/104A	
800	1400	300	2	D93/1483A	-	744x1344	AG1A	DRC 926	VE1300A	-	
806	606	300	1	D93/27A	D93/27SA	750x550	AG1A	DRC 926	VE1300A	D93/97A	
806	806	300	1	D93/883A	-	750x750	AG1A	DRC 926	VE1300A	D93/100A	
906	606	300	1	D93/30A	D93/30SA	850x550	AG1A	DRC 926	VE1300A	D93/97A	
1000	1000	300	2	D93/10103A	-	944x944	AG1A	DRC 926	VE1300A	D93/103A	
1006	606	300	1	D93/32A	D93/32SA	950x550	AG1A	DRC 926	VE1300A	D93/97A	
1006	806	300	1	D93/35A	D93/35SA	950x750	AG1A	DRC 926	VE1300A	D93/100A	
1000	1200	300	2	D93/12103A	-	944x1144	AG1A	DRC 926	VE1300A	D93/104A	
1200	1200	300	2	D93/12123A	-	1144x1144	AG1A	DRC 926	VE1300A	D93/104A	
1206	606	300	1	D93/36A	D93/36SA	1150x550	AG1A	DRC 926	VE1300A	D93/97A	
1206	806	300	1	D93/38A	D93/38SA	1150x750	AG1A	DRC 926	VE1300A	D93/100A	
1206	1006	300	1	D93/39A	-	1150x950	AG1A	DRC 926	VE1300A	D93/103A	
1206	1006	300	2	D93/40A	-	1150x950	AG1A	DRC 926	VE1300A	D93/103A	

GN-A boxes

Casing:
1,5 mm thick stainless-steel; welded monobloc structure; 30° tilt roof; without cable entry flange.

Internal plate:
2,0 mm thick galvanised steel sheet (Sendzimir), non-adjustable.

Solid door:
1,5 mm thick; polyurethane sealing gasket; chrome zamak locking system with 3 mm double-comb tool insert; other configurations are available.
120° standard opening with reversible left hinges.

Earthing:
M6 pins to be welded on structure and door.

Finish:
Fine scotch brite medium satin, 240 grit.

Material:
1,5 mm thick AISI 304 stainless-steel.
In AISI 316 stainless-steel on request.

Degree of Protection and Approvals:

IP66 EN 62 208 • EN 60 529 • EN 61 439-1
IK10 EN 62 208 • EN 62 262 • EN 61 439-1

EN 62 208 • EN 61 439-1

TYPE 1, 12, 4, 4x • Standard 508
NEMA 1, 12, 4, 4x • Standard 250

ELE118311CS

2011/65/CE

1272/2008/CE

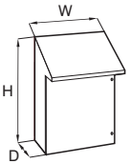

THE **UL/CSA** MARK MUST BE SPECIFICALLY REQUESTED IN THE ORDER.



Dimensions (mm)				GNA asolid door and internal plate	
H1	H	W	D		
300	430	200	155	*GN2315	
400	555	300	200	*GN3423	
600	755	400	200	*GN4620	
500	660	500	200	*GN5520	
400	620	600	300	*GN6430	
800	1020	600	300	GN6830	
1000	1220	800	300	GN81030	
1200	1420	800	300	GN81230	

Internal plate dimensions HxW	Bracket set 2 mm thick 304 stainless-steel wall bracket set	Diagram bag plastic diagram bag	Protection device 304 stainless-steel ventilation protection device	Kg	m^3
245x165	GN-AG1A	-	-	10	0,02
345x265	GN-AG1A	-	-	17	0,03
545x365	GN-AG1A	DRC 926	-	23	0,07
445x465	GN-AG1A	-	-	26	0,07
365x545	GN-AG1A	DRC 926	VE1300A	30	0,13
745x545	GN-AG1A	DRC 926	VE1300A	40	0,20
945x745	GN-AG1A	DRC 926	VE1300A	60	0,31
1145x745	GN-AG1A	DRC 926	VE1300A	70	0,36

* PIASTRA INTERNO PIANA

GN-A stainless-steel boxes

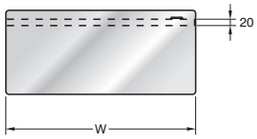

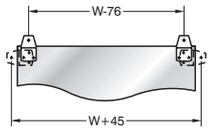

SPACEBETWEENFIXINGBRACKETS

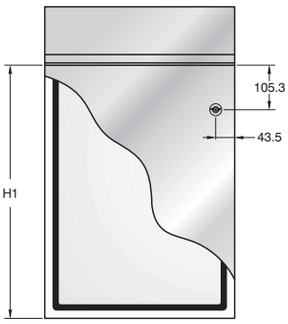

DA **D93/1** A **D93/9**
FRONT DOOR WITH ONE CENTRAL LOCK

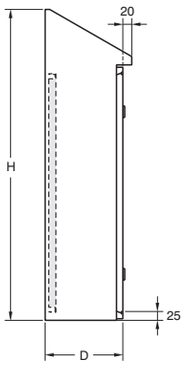

BACKPANEL

INTERNAL PLATE

APPROVALS

CE		EN 62208/02:2012	EN 61439-1
	IP 66	EN 62208/02:2012	EN 60 529 ; EN 61439-1
	Solid door: **IK10**	EN 62208/02:2012	EN 62 262 ; EN 61439-1
	Max Load Capacity	Pl. **200÷250Kg**	EN 62208/02:2012 EN 61439-1
		Door **50Kg**	
c UL us	**TYPE 1, 12, 4, 4X**	FILE E238294	Standard 508
	NEMA 1, 12, 4, 4X		Standard 250
		ELE118311CS	Rina Rules Classification of Ships
RoHS REACH		2011/65/CE	1272/2008/CE

GN-A BOXES DIMENSIONS

Door Drill Dimensions..... W-62 H1-60
Flat Internal Plate..... W-35 H1-50
Bordered Internal Plate W-55 H1-55
Drill Depth (with Internal Plate)..... D-17
Drill Depth (with Bordered Plate) D-22

STAINLESS STEEL

technical data subject to change without notice

DRC-A cabinets

Structure:
1,5 mm thick stainless-steel drawn-columns bearing frame; drawn-columns are fixed and welded to die-cast aluminum joints. 25 mm pitch drilling scheme; roof and base fixed to structure.

Side and back panels:
1,5 mm thick stainless-steel; polyurethane sealing gasket; fixed to structure.

Internal plate:
2 mm thick galvanised steel sheet (Sendzimir), with front or side installation by means of sliding guides; adjustable depth.

Solid door:
1,8 mm thick stainless-steel; polyurethane sealing gasket; 20x20 mm pre-drilled tubular frame. 100° standard opening with reversible right hinges. Standard central locking systems with double-comb tool insert and 4 anchor points. Other configurations are available.

Transparent door:
Same characteristics as solid door, but it is provided with a tempered glass porthole.
BY SEPARATED ORDERING:
1,5 mm thick stainless-steel internal door.

Cable entry flange:
1,5 mm stainless-steel; it consists in 2 or 3 parts, with neoprene cable-tie gasket.

Earthing:
M6 pins to be welded on structure, doors and panels.

Finish:
Fine scotch brite medium satin, 240 grit.

Material:
1,5/1,8 mm thick AISI 304 stainless-steel. In AISI 316 stainless-steel on request.

Degree of Protection and Approvals:

IP55 EN 62 208 • EN 61 439-1
IK10 EN 62 208 • EN 61 439-1

EN 62 208 • EN 61 439-1

TYPE 1, 12 • Standard 508
NEMA 1, 12 • Standard 250

ELE118311CS

2011/65/CE

1272/2008/CE

CESI 90 kA

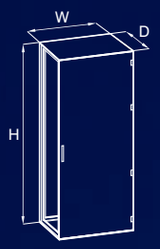

THE **UL/CSA** MARK MUST BE SPECIFICALLY REQUESTED IN THE ORDER.

H1400/1600/1800 DRC-A cabinets

1 By separated ordering: plinth, door, internal plate, back and side panels.

2-3 By separated ordering: plinth and side panels (internal plate is included)

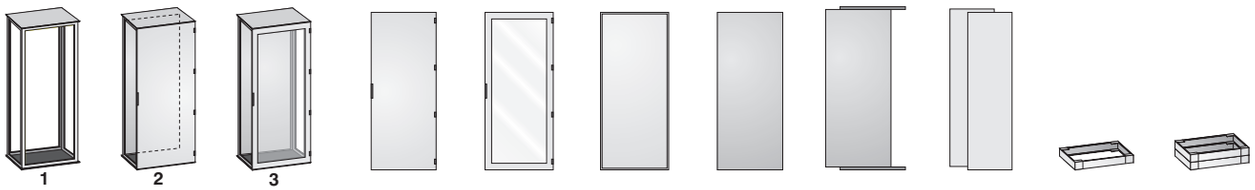

Dimensions (mm) H	W	D	Doors number of doors	DRC SS structure with fixed base and roof	DRCA solid door, internal plate and back panel	DRCPA glass door, internal plate and back panel	Solid Door	Glass Door	Back panel	Plate Front-installation internal plate	Plate Side-installation internal plate	Side Panels (pair)	Plinth H 100	Plinth H 200
1410	600	400	1	DRC165SSA	DRC165A	DRC165PA	VFR801A	VFR801PA	VFR811A	VFR101	DRC235	DRC189A	DRC601A	DRC621A
		500	1	DRC168SSA	DRC168A	DRC168PA	VFR801A	VFR801PA	VFR811A	VFR101	DRC235	DRC190A	DRC602A	DRC622A
		600	1	DRC171SSA	DRC171A	DRC171PA	VFR801A	VFR801PA	VFR811A	VFR101	DRC235	DRC191A	DRC603A	DRC623A
	800	400	1	DRC166SSA	DRC166A	DRC166PA	VFR802A	VFR802PA	VFR812A	VFR102	DRC236	DRC189A	DRC606A	DRC626A
		500	1	DRC169SSA	DRC169A	DRC169PA	VFR802A	VFR802PA	VFR812A	VFR102	DRC236	DRC190A	DRC607A	DRC627A
		600	1	DRC172SSA	DRC172A	DRC172PA	VFR802A	VFR802PA	VFR812A	VFR102	DRC236	DRC191A	DRC608A	DRC628A
	1200	400	2	DRC167SSA	DRC167A	DRC167PA	VFR806A	VFR806PA	VFR816A	VFR106	DRC237	DRC189A	DRC616A	DRC636A
		500	2	DRC170SSA	DRC170A	DRC170PA	VFR806A	VFR806PA	VFR816A	VFR106	DRC237	DRC190A	DRC617A	DRC637A
		600	2	DRC173SSA	DRC173A	DRC173PA	VFR806A	VFR806PA	VFR816A	VFR106	DRC237	DRC191A	DRC618A	DRC638A
1610	400	400	1	DRC174SSA	DRC174A	-	VFR808A	-	VFR818A	VFR108	DRC249	DRC192A	DRC557A	DRC562A
		500	1	DRC179SSA	DRC179A	-	VFR808A	-	VFR818A	VFR108	DRC249	DRC193A	DRC558A	DRC563A
		600	1	DRC184SSA	DRC184A	-	VFR808A	-	VFR818A	VFR108	DRC249	DRC194A	DRC559A	DRC564A
	600	400	1	DRC175SSA	DRC175A	DRC175PA	VFR803A	VFR803PA	VFR813A	VFR103	DRC238	DRC192A	DRC601A	DRC621A
		500	1	DRC180SSA	DRC180A	DRC180PA	VFR803A	VFR803PA	VFR813A	VFR103	DRC238	DRC193A	DRC602A	DRC622A
		600	1	DRC185SSA	DRC185A	DRC185PA	VFR803A	VFR803PA	VFR813A	VFR103	DRC238	DRC194A	DRC603A	DRC623A
	800	400	1	DRC176SSA	DRC176A	DRC176PA	VFR804A	VFR804PA	VFR814A	VFR104	DRC239	DRC192A	DRC606A	DRC626A
		500	1	DRC181SSA	DRC181A	DRC181PA	VFR804A	VFR804PA	VFR814A	VFR104	DRC239	DRC193A	DRC607A	DRC627A
		600	1	DRC186SSA	DRC186A	DRC186PA	VFR804A	VFR804PA	VFR814A	VFR104	DRC239	DRC194A	DRC608A	DRC628A
	1000	400	1	DRC177SSA	DRC177A	DRC177PA	VFR805A	VFR805PA	VFR815A	VFR105	DRC240	DRC192A	DRC611A	DRC631A
		500	1	DRC182SSA	DRC182A	DRC182PA	VFR805A	VFR805PA	VFR815A	VFR105	DRC240	DRC193A	DRC612A	DRC632A
		600	1	DRC187SSA	DRC187A	DRC187PA	VFR805A	VFR805PA	VFR815A	VFR105	DRC240	DRC194A	DRC613A	DRC633A
	1200	400	2	DRC178SSA	DRC178A	DRC178PA	VFR807A	VFR807PA	VFR817A	VFR107	DRC241	DRC192A	DRC616A	DRC636A
		500	2	DRC183SSA	DRC183A	DRC183PA	VFR807A	VFR807PA	VFR817A	VFR107	DRC241	DRC193A	DRC617A	DRC637A
		600	2	DRC188SSA	DRC188A	DRC188PA	VFR807A	VFR807PA	VFR817A	VFR107	DRC241	DRC194A	DRC618A	DRC638A
1810	400	400	1	DRC150SSA	DRC150A	-	DRC798A	-	DRC793A	DRC100	DRC243	DRC351A	DRC557A	DRC562A
		500	1	DRC151SSA	DRC151A	-	DRC798A	-	DRC793A	DRC100	DRC243	DRC352A	DRC558A	DRC563A
		600	1	DRC152SSA	DRC152A	-	DRC798A	-	DRC793A	DRC100	DRC243	DRC353A	DRC559A	DRC564A
		800	1	DRC153SSA	DRC153A	-	DRC798A	-	DRC793A	DRC100	DRC243	DRC354A	DRC560A	DRC565A
		1000	1	DRC154SSA	DRC154A	-	DRC798A	-	DRC793A	DRC100	DRC243	DRC355A	DRC561A	DRC566A
	600	400	1	DRC1SSA	DRC1A	DRC1PA	DRC801A	DRC801PA	DRC811A	DRC101	DRC217	DRC351A	DRC601A	DRC621A
		500	1	DRC2SSA	DRC2A	DRC2PA	DRC801A	DRC801PA	DRC811A	DRC101	DRC217	DRC352A	DRC602A	DRC622A
		600	1	DRC3SSA	DRC3A	DRC3PA	DRC801A	DRC801PA	DRC811A	DRC101	DRC217	DRC353A	DRC603A	DRC623A
		800	1	DRC4SSA	DRC4A	DRC4PA	DRC801A	DRC801PA	DRC811A	DRC101	DRC217	DRC354A	DRC604A	DRC624A
		1000	1	DRC5SSA	DRC5A	DRC5PA	DRC801A	DRC801PA	DRC811A	DRC101	DRC217	DRC355A	DRC605A	DRC625A
	800	400	1	DRC6SSA	DRC6A	DRC6PA	DRC802A	DRC802PA	DRC812A	DRC102	DRC218	DRC351A	DRC606A	DRC626A
		500	1	DRC7SSA	DRC7A	DRC7PA	DRC802A	DRC802PA	DRC812A	DRC102	DRC218	DRC352A	DRC607A	DRC627A
		600	1	DRC8SSA	DRC8A	DRC8PA	DRC802A	DRC802PA	DRC812A	DRC102	DRC218	DRC353A	DRC608A	DRC628A
		800	1	DRC9SSA	DRC9A	DRC9PA	DRC802A	DRC802PA	DRC812A	DRC102	DRC218	DRC354A	DRC609A	DRC629A
		1000	1	DRC10SSA	DRC10A	DRC10PA	DRC802A	DRC802PA	DRC812A	DRC102	DRC218	DRC355A	DRC610A	DRC630A
	1000	400	1	DRC11SSA	DRC11A	DRC11PA	DRC803A	DRC803PA	DRC813A	DRC103	DRC219	DRC351A	DRC611A	DRC631A
		500	1	DRC12SSA	DRC12A	DRC12PA	DRC803A	DRC803PA	DRC813A	DRC103	DRC219	DRC352A	DRC612A	DRC632A
		600	1	DRC13SSA	DRC13A	DRC13PA	DRC803A	DRC803PA	DRC813A	DRC103	DRC219	DRC353A	DRC613A	DRC633A
		800	1	DRC14SSA	DRC14A	DRC14PA	DRC803A	DRC803PA	DRC813A	DRC103	DRC219	DRC354A	DRC614A	DRC634A
		1000	1	DRC15SSA	DRC15A	DRC15PA	DRC803A	DRC803PA	DRC813A	DRC103	DRC219	DRC355A	DRC615A	DRC635A
	1200	400	2	DRC16SSA	DRC16A	DRC16PA	DRC804A	DRC804PA	DRC814A	DRC104	DRC220	DRC351A	DRC616A	DRC636A
		500	2	DRC17SSA	DRC17A	DRC17PA	DRC804A	DRC804PA	DRC814A	DRC104	DRC220	DRC352A	DRC617A	DRC637A
		600	2	DRC18SSA	DRC18A	DRC18PA	DRC804A	DRC804PA	DRC814A	DRC104	DRC220	DRC353A	DRC618A	DRC638A
		800	2	DRC19SSA	DRC19A	DRC19PA	DRC804A	DRC804PA	DRC814A	DRC104	DRC220	DRC354A	DRC619A	DRC639A
		1000	2	DRC20SSA	DRC20A	DRC20PA	DRC804A	DRC804PA	DRC814A	DRC104	DRC220	DRC355A	DRC620A	DRC640A
	1400	400	2	DRC41SSA	DRC41A	DRC41PA	DRC809A	DRC809PA	DRC819A	DRC109	DRC221	DRC351A	DRC641A	DRC651A
		500	2	DRC42SSA	DRC42A	DRC42PA	DRC809A	DRC809PA	DRC819A	DRC109	DRC221	DRC352A	DRC642A	DRC652A
		600	2	DRC43SSA	DRC43A	DRC43PA	DRC809A	DRC809PA	DRC819A	DRC109	DRC221	DRC353A	DRC643A	DRC653A
		800	2	DRC44SSA	DRC44A	DRC44PA	DRC809A	DRC809PA	DRC819A	DRC109	DRC221	DRC354A	DRC644A	DRC654A
	1600	400	2	DRC46SSA	DRC46A	DRC46PA	DRC810A	DRC810PA	DRC820A	DRC110	DRC222	DRC351A	DRC646A	DRC656A
		500	2	DRC47SSA	DRC47A	DRC47PA	DRC810A	DRC810PA	DRC820A	DRC110	DRC222	DRC352A	DRC647A	DRC657A
		600	2	DRC48SSA	DRC48A	DRC48PA	DRC810A	DRC810PA	DRC820A	DRC110	DRC222	DRC353A	DRC648A	DRC658A
		800	2	DRC49SSA	DRC49A	DRC49PA	DRC810A	DRC810PA	DRC820A	DRC110	DRC222	DRC354A	DRC649A	DRC659A

H2000 DRC-A cabinets

1 By separated ordering: plinth, door, internal plate, back and side panels.

2-3 By separated ordering: plinth and side panels (internal plate is included)

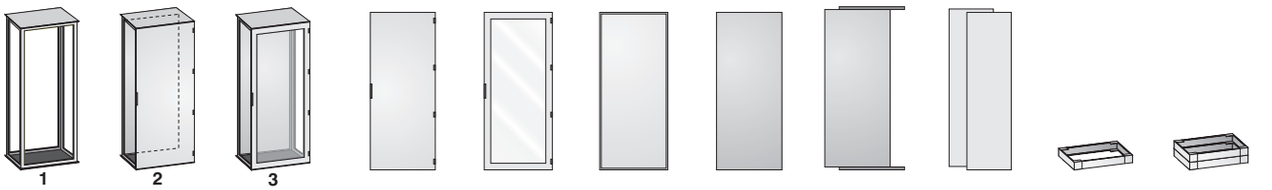

Dimensions (mm) H	W	D	Doors number of doors	DRC SS structure with fixed base and roof	DRCA solid door, internal plate and back panel	DRCPA glass door, internal plate and back panel	Solid Door	Glass Door	Back panel	Plate Front-installation internal plate	Plate Side-installation internal plate	Side Panels (pair)	Plinth H 100	Plinth H 200
2010	400	400	1	DRC155SSA	DRC155A	-	DRC799A	-	DRC795A	DRC119	DRC242	DRC356A	DRC557A	DRC562A
		500	1	DRC156SSA	DRC156A	-	DRC799A	-	DRC795A	DRC119	DRC242	DRC357A	DRC558A	DRC563A
		600	1	DRC157SSA	DRC157A	-	DRC799A	-	DRC795A	DRC119	DRC242	DRC358A	DRC559A	DRC564A
		800	1	DRC158SSA	DRC158A	-	DRC799A	-	DRC795A	DRC119	DRC242	DRC359A	DRC560A	DRC565A
		1000	1	DRC159SSA	DRC159A	-	DRC799A	-	DRC795A	DRC119	DRC242	DRC360A	DRC561A	DRC566A
	600	400	1	DRC21SSA	DRC21A	DRC21PA	DRC805A	DRC805PA	DRC815A	DRC105	DRC223	DRC356A	DRC601A	DRC621A
		500	1	DRC22SSA	DRC22A	DRC22PA	DRC805A	DRC805PA	DRC815A	DRC105	DRC223	DRC357A	DRC602A	DRC622A
		600	1	DRC23SSA	DRC23A	DRC23PA	DRC805A	DRC805PA	DRC815A	DRC105	DRC223	DRC358A	DRC603A	DRC623A
		800	1	DRC24SSA	DRC24A	DRC24PA	DRC805A	DRC805PA	DRC815A	DRC105	DRC223	DRC359A	DRC604A	DRC624A
		1000	1	DRC25SSA	DRC25A	DRC25PA	DRC805A	DRC805PA	DRC815A	DRC105	DRC223	DRC360A	DRC605A	DRC625A
	800	400	1	DRC26SSA	DRC26A	DRC26PA	DRC806A	DRC806PA	DRC816A	DRC106	DRC224	DRC356A	DRC606A	DRC626A
		500	1	DRC27SSA	DRC27A	DRC27PA	DRC806A	DRC806PA	DRC816A	DRC106	DRC224	DRC357A	DRC607A	DRC627A
		600	1	DRC28SSA	DRC28A	DRC28PA	DRC806A	DRC806PA	DRC816A	DRC106	DRC224	DRC358A	DRC608A	DRC628A
		800	1	DRC29SSA	DRC29A	DRC29PA	DRC806A	DRC806PA	DRC816A	DRC106	DRC224	DRC359A	DRC609A	DRC629A
		1000	1	DRC30SSA	DRC30A	DRC30PA	DRC806A	DRC806PA	DRC816A	DRC106	DRC224	DRC360A	DRC610A	DRC630A
	1000	400	1	DRC31SSA	DRC31A	DRC31PA	DRC807A	DRC807PA	DRC817A	DRC107	DRC225	DRC356A	DRC611A	DRC631A
		500	1	DRC32SSA	DRC32A	DRC32PA	DRC807A	DRC807PA	DRC817A	DRC107	DRC225	DRC357A	DRC612A	DRC632A
		600	1	DRC33SSA	DRC33A	DRC33PA	DRC807A	DRC807PA	DRC817A	DRC107	DRC225	DRC358A	DRC613A	DRC633A
		800	1	DRC34SSA	DRC34A	DRC34PA	DRC807A	DRC807PA	DRC817A	DRC107	DRC225	DRC359A	DRC614A	DRC634A
		1000	1	DRC35SSA	DRC35A	DRC35PA	DRC807A	DRC807PA	DRC817A	DRC107	DRC225	DRC360A	DRC615A	DRC635A
	1200	400	2	DRC36SSA	DRC36A	DRC36PA	DRC808A	DRC808PA	DRC818A	DRC108	DRC226	DRC356A	DRC616A	DRC636A
		500	2	DRC37SSA	DRC37A	DRC37PA	DRC808A	DRC808PA	DRC818A	DRC108	DRC226	DRC357A	DRC617A	DRC637A
		600	2	DRC38SSA	DRC38A	DRC38PA	DRC808A	DRC808PA	DRC818A	DRC108	DRC226	DRC358A	DRC618A	DRC638A
		800	2	DRC39SSA	DRC39A	DRC39PA	DRC808A	DRC808PA	DRC818A	DRC108	DRC226	DRC359A	DRC619A	DRC639A
		1000	2	DRC40SSA	DRC40A	DRC40PA	DRC808A	DRC808PA	DRC818A	DRC108	DRC226	DRC360A	DRC620A	DRC640A
	1400	400	2	DRC51SSA	DRC51A	DRC51PA	DRC809/2A	DRC809/2PA	DRC821A	DRC111	DRC227	DRC356A	DRC641A	DRC651A
		500	2	DRC52SSA	DRC52A	DRC52PA	DRC809/2A	DRC809/2PA	DRC821A	DRC111	DRC227	DRC357A	DRC642A	DRC652A
		600	2	DRC53SSA	DRC53A	DRC53PA	DRC809/2A	DRC809/2PA	DRC821A	DRC111	DRC227	DRC358A	DRC643A	DRC653A
		800	2	DRC54SSA	DRC54A	DRC54PA	DRC809/2A	DRC809/2PA	DRC821A	DRC111	DRC227	DRC359A	DRC644A	DRC654A
		1000	2	DRC55SSA	DRC55A	DRC55PA	DRC809/2A	DRC809/2PA	DRC821A	DRC111	DRC227	DRC360A	DRC645A	DRC655A
	1600	400	2	DRC56SSA	DRC56A	DRC56PA	DRC810/2A	DRC810/2PA	DRC822A	DRC112	DRC228	DRC356A	DRC646A	DRC656A
		500	2	DRC57SSA	DRC57A	DRC57PA	DRC810/2A	DRC810/2PA	DRC822A	DRC112	DRC228	DRC357A	DRC647A	DRC657A
		600	2	DRC58SSA	DRC58A	DRC58PA	DRC810/2A	DRC810/2PA	DRC822A	DRC112	DRC228	DRC358A	DRC648A	DRC658A
		800	2	DRC59SSA	DRC59A	DRC59PA	DRC810/2A	DRC810/2PA	DRC822A	DRC112	DRC228	DRC359A	DRC649A	DRC659A
		1000	2	DRC60SSA	DRC60A	DRC60PA	DRC810/2A	DRC810/2PA	DRC822A	DRC112	DRC228	DRC360A	DRC650A	DRC660A

1 By separated ordering: plinth, door, internal plate, back and side panels.

2-3 By separated ordering: plinth and side panels (internal plate is included)

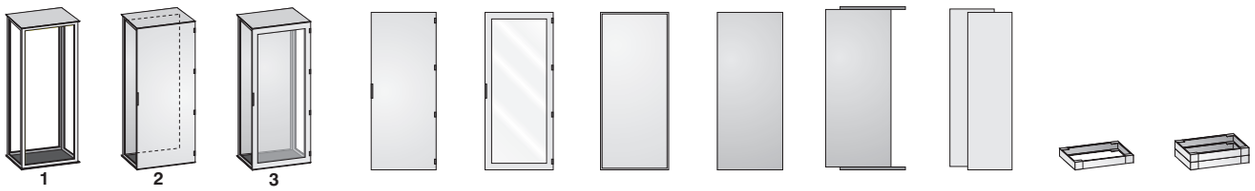

Dimensions (mm) H	W	D	Doors number of doors	DRC SS structure with fixed base and roof	DRCA solid door, internal plate and back panel	DRCPA glass door, internal plate and back panel	Solid Door	Glass Door	Back panel	Plate Front-installation internal plate	Plate Side-installation internal plate	Side Panels (pair)	Plinth H 100	Plinth H 200
2210	400	400	1	DRC160SSA	DRC160A	-	DRC800A	-	DRC797A	DRC120	DRC244	DRC361A	DRC557A	DRC562A
		500	1	DRC161SSA	DRC161A	-	DRC800A	-	DRC797A	DRC120	DRC244	DRC362A	DRC558A	DRC563A
		600	1	DRC162SSA	DRC162A	-	DRC800A	-	DRC797A	DRC120	DRC244	DRC363A	DRC559A	DRC564A
		800	1	DRC163SSA	DRC163A	-	DRC800A	-	DRC797A	DRC120	DRC244	DRC364A	DRC560A	DRC565A
		1000	1	DRC166SSA	DRC164A	-	DRC800A	-	DRC797A	DRC120	DRC244	DRC365A	DRC561A	DRC566A
	600	400	1	DRC61SSA	DRC61A	DRC61PA	DRC810/3A	DRC810/3PA	DRC823A	DRC113	DRC229	DRC361A	DRC601A	DRC621A
		500	1	DRC62SSA	DRC62A	DRC62PA	DRC810/3A	DRC810/3PA	DRC823A	DRC113	DRC229	DRC362A	DRC602A	DRC622A
		600	1	DRC63SSA	DRC63A	DRC63PA	DRC810/3A	DRC810/3PA	DRC823A	DRC113	DRC229	DRC363A	DRC603A	DRC623A
		800	1	DRC64SSA	DRC64A	DRC64PA	DRC810/3A	DRC810/3PA	DRC823A	DRC113	DRC229	DRC364A	DRC604A	DRC624A
		1000	1	DRC65SSA	DRC65A	DRC65PA	DRC810/3A	DRC810/3PA	DRC823A	DRC113	DRC229	DRC365A	DRC605A	DRC625A
	800	400	1	DRC66SSA	DRC66A	DRC66PA	DRC810/4A	DRC810/4PA	DRC824A	DRC114	DRC230	DRC361A	DRC606A	DRC626A
		500	1	DRC67SSA	DRC67A	DRC67PA	DRC810/4A	DRC810/4PA	DRC824A	DRC114	DRC230	DRC362A	DRC607A	DRC627A
		600	1	DRC68SSA	DRC68A	DRC68PA	DRC810/4A	DRC810/4PA	DRC824A	DRC114	DRC230	DRC363A	DRC608A	DRC628A
		800	1	DRC69SSA	DRC69A	DRC69PA	DRC810/4A	DRC810/4PA	DRC824A	DRC114	DRC230	DRC364A	DRC609A	DRC629A
		1000	1	DRC70SSA	DRC70A	DRC70PA	DRC810/4A	DRC810/4PA	DRC824A	DRC114	DRC230	DRC365A	DRC610A	DRC630A
	1000	400	1	DRC71SSA	DRC71A	DRC71PA	DRC810/5A	DRC810/5PA	DRC825A	DRC115	DRC231	DRC361A	DRC611A	DRC631A
		500	1	DRC72SSA	DRC72A	DRC72PA	DRC810/5A	DRC810/5PA	DRC825A	DRC115	DRC231	DRC362A	DRC612A	DRC632A
		600	1	DRC73SSA	DRC73A	DRC73PA	DRC810/5A	DRC810/5PA	DRC825A	DRC115	DRC231	DRC363A	DRC613A	DRC633A
		800	1	DRC74SSA	DRC74A	DRC74PA	DRC810/5A	DRC810/5PA	DRC825A	DRC115	DRC231	DRC364A	DRC614A	DRC634A
		1000	1	DRC75SSA	DRC75A	DRC75PA	DRC810/5A	DRC810/5PA	DRC825A	DRC115	DRC231	DRC365A	DRC615A	DRC635A
	1200	400	2	DRC76SSA	DRC76A	DRC76PA	DRC810/6A	DRC810/6PA	DRC826A	DRC116	DRC232	DRC361A	DRC616A	DRC636A
		500	2	DRC77SSA	DRC77A	DRC77PA	DRC810/6A	DRC810/6PA	DRC826A	DRC116	DRC232	DRC362A	DRC617A	DRC637A
		600	2	DRC78SSA	DRC78A	DRC78PA	DRC810/6A	DRC810/6PA	DRC826A	DRC116	DRC232	DRC363A	DRC618A	DRC638A
		800	2	DRC79SSA	DRC79A	DRC79PA	DRC810/6A	DRC810/6PA	DRC826A	DRC116	DRC232	DRC364A	DRC619A	DRC639A
		1000	2	DRC80SSA	DRC80A	DRC80PA	DRC810/6A	DRC810/6PA	DRC826A	DRC116	DRC232	DRC365A	DRC620A	DRC640A
	1400	500	2	DRC82SSA	DRC82A	DRC82PA	DRC810/7A	DRC810/7PA	DRC827A	DRC117	DRC233	DRC362A	DRC642A	DRC652A
		600	2	DRC83SSA	DRC83A	DRC83PA	DRC810/7A	DRC810/7PA	DRC827A	DRC117	DRC233	DRC363A	DRC643A	DRC653A
		800	2	DRC84SSA	DRC84A	DRC84PA	DRC810/7A	DRC810/7PA	DRC827A	DRC117	DRC233	DRC364A	DRC644A	DRC654A
	1600	500	2	DRC87SSA	DRC87A	DRC87PA	DRC810/8A	DRC810/8PA	DRC828A	DRC118	DRC234	DRC362A	DRC647A	DRC657A
		600	2	DRC88SSA	DRC88A	DRC88PA	DRC810/8A	DRC810/8PA	DRC828A	DRC118	DRC234	DRC363A	DRC648A	DRC658A
		800	2	DRC89SSA	DRC89A	DRC89PA	DRC810/8A	DRC810/8PA	DRC828A	DRC118	DRC234	DRC364A	DRC649A	DRC659A

DRC-A accessories

SINGLE SIDE PANEL, in AISI 304 stainless-steel. Page 176



H	1373			1573			1773					
W	350	450	550	350	450	550	350	450	550	750	950	
Code	**DRC195A**	**DRC196A**	**DRC197A**	**DRC198A**	**DRC199A**	**DRC200A**	**DRC366A**	**DRC367A**	**DRC368A**	**DRC369A**	**DRC378A**	
H	1973					2173						
W	350	450	550	750	950	350	450	550	750	950		
Code	**DRC370A**	**DRC371A**	**DRC372A**	**DRC373A**	**DRC379A**	**DRC374A**	**DRC375A**	**DRC376A**	**DRC377A**	**DRC380A**		

HINGED DOORS (PAIR) FOR L800/1000 mm CABINETS, in AISI 304 stainless-steel. Page 176

H	1400		1600		1800		2000		2200			
W	400+400	500+500	400+400	500+500	400+400	500+500	400+400	500+500	400+400	500+500		
Code	**DRC880A**	**DRC881A**	**DRC882A**	**DRC883A**	**DRC884A**	**DRC885A**	**DRC886A**	**DRC887A**	**DRC888A**	**DRC889A**		

RIGHT SOLID HINGED DOOR, WITH (reversible) LOCK, in AISI 304 stainless-steel. Page 176

H	1400	1600	1800			2000			2200			
W	600	600	600	700	800	600	700	800	600	700	800	
Code	**DRC420A**	**DRC422A**	**DRC440A**	**DRC442A**	**DRC444A**	**DRC446A**	**DRC448A**	**DRC450A**	**DRC452A**	**DRC454A**	**DRC456A**	

LEFT SOLID HINGED DOOR (reversible), in AISI 304 stainless-steel. Page 176

H	1400	1600	1800			2000			2200			
W	600	600	600	700	800	600	700	800	600	700	800	
Code	**DRC421A**	**DRC423A**	**DRC441A**	**DRC443A**	**DRC445A**	**DRC447A**	**DRC449A**	**DRC451A**	**DRC453A**	**DRC455A**	**DRC457A**	

RIGHT TRANSPARENT HINGED DOOR, WITH (reversible) LOCK, in AISI 304 stainless-steel. Page 177

H	1400	1600	1800			2000			2200			
W	600	600	600	700	800	600	700	800	600	700	800	
Code	**DRC420PA**	**DRC422PA**	**DRC440PA**	**DRC442PA**	**DRC444PA**	**DRC446PA**	**DRC448PA**	**DRC450PA**	**DRC452PA**	**DRC454PA**	**DRC456PA**	

LEFT TRANSPARENT HINGED DOOR, WITH (reversible) LOCK, in AISI 304 stainless-steel. Page 177

H	1400	1600	1800			2000			2200			
W	600	600	600	700	800	600	700	800	600	700	800	
Code	**DRC421PA**	**DRC423PA**	**DRC441PA**	**DRC443PA**	**DRC445PA**	**DRC447PA**	**DRC449PA**	**DRC451PA**	**DRC453PA**	**DRC455PA**	**DRC457PA**	

INTERNAL DOOR, in AISI 304 stainless-steel. Pag.177



H	1260				1460							
W	470	670	870	2x530	470	670	870	2x530				
FOR CABINETS HxW	1400x600	1400x800	1400x1000	1400x1200	1600x600	1600x800	1600x1000	1600x1200				
Code	**VFR381A**	**VFR382A**	**VFR389A**	**VFR386A**	**VFR383A**	**VFR384A**	**VFR385A**	**VFR387A**				
H	1660						1860					
W	470	670	870	2x530	2x630	2x730	470	670	870	2x530	2x630	2x730
FOR CABINETS HxW	1800x600	1800x800	1800x1000	1800x1200	1800x1400	1800x1600	2000x600	2000x800	2000x1000	2000x1200	2000x1400	2000x1600
Code	**DRC381A**	**DRC382A**	**DRC383A**	**DRC384A**	**DRC384/1A**	**DRC384/2A**	**DRC385A**	**DRC386A**	**DRC387A**	**DRC388A**	**DRC388/1A**	**DRC388/2A**
H	2060											
W	470	670	870	2x530	2x630	2x730						
FOR CABINETS HxW	2200x600	2200x800	2200x1000	2200x1200	2200x1400	2200x1600						
Code	**DRC389A**	**DRC390A**	**DRC391A**	**DRC392A**	**DRC393A**	**DRC394A**						

INTERMEDIATE JUNCTION PLATE FOR DRC IN-LINE SETTINGS (with front-installation plate), in galvanised sheet (Sendzimir). Pag.178

H	1285	1485	1685	1885	2085							
W	100											
FOR CABINETS H	1400	1600	1800	2000	2200							
Code	**DRC124**	**DRC125**	**DRC121**	**DRC122**	**DRC123**							

GUILLOTINE CABLE ENTRY FLANGE, in AISI 304 stainless-steel, WITH NEOPRENE CABLE-TIE GASKET (spare part). Pag.179

W	400				600							
D	400	500	600	800	400	500	600	800	1000			
Code	**DRC251A**	**DRC252A**	**DRC253A**	**DRC254A**	**DRC255A**	**DRC256A**	**DRC257A**	**DRC258A**	**DRC259A**			
W	800					1000						
D	400	500	600	800	1000	400	500	600	800	1000		
Code	**DRC260A**	**DRC261A**	**DRC262A**	**DRC263A**	**DRC264A**	**DRC265A**	**DRC266A**	**DRC267A**	**DRC268A**	**DRC269A**		
W	1200					1400						
D	400	500	600	800	1000	400	500	600	800	1000		
Code	**DRC270A**	**DRC271A**	**DRC272A**	**DRC273A**	**DRC274A**	**DRC275A**	**DRC276A**	**DRC277A**	**DRC278A**	**DRC279A**		
W	1600											
D	400	500	600	800	1000							
Code	**DRC280A**	**DRC281A**	**DRC282A**	**DRC283A**	**DRC284A**							

PARTIAL INTERNAL PLATE, in galvanised sheet (Sendzimir) – TO COMBINE WITH SIDE CROSSBEAMS (4 pieces) . Pag.179



H	200	300	400	500	700	900	200	300	400	500		
W	498						698					
FOR CABINETS W	600						800					
Code	**DRC201**	**DRC202**	**DRC203**	**DRC204**	**DRC298**	**DRC299**	**DRC205**	**DRC206**	**DRC207**	**DRC208**		
H	200	300	400	500	200	300	400	500				
W	898				1098							
FOR CABINETS W	1000				1200							
Code	**DRC209**	**DRC210**	**DRC211**	**DRC212**	**DRC213**	**DRC214**	**DRC215**	**DRC216**				

SOLID VERTICAL DIVIDING ELEMENT, in galvanised sheet (Sendzimir). Pag.180



H	1300			1500			1700					
W	250	350	450	250	350	450	250	350	450	650	850	
FOR CABINETS HxD	1400x400	1400x500	1400x600	1600x400	1600x500	1600x600	1800x400	1800x500	1800x600	1800x800	1800x1000	
Code	**DRC829**	**DRC830**	**DRC831**	**DRC832**	**DRC833**	**DRC834**	**DRC681**	**DRC682**	**DRC683**	**DRC684**	**DRC685**	
H	1900					2100						
W	250	350	450	650	850	250	350	450	650	850		
FOR CABINETS HxD	2000x400	2000x500	2000x600	2000x800	2000x1000	2200x400	2200x500	2200x600	2200x800	2200x1000		
Code	**DRC686**	**DRC687**	**DRC688**	**DRC689**	**DRC690**	**DRC691**	**DRC692**	**DRC693**	**DRC694**	**DRC695**		

VERTICAL DIVIDING ELEMENT WITH HOLES FOR CONNECTORS, in galvanised sheet (Sendzimir). Pag.180



H	1300			1500			1700					
L	250	350	450	250	350	450	250	350	450	650	850	
FOR CABINETS HxD	1400x400	1400x500	1400x600	1600x400	1600x500	1600x600	1800x400	1800x500	1800x600	1800x800	1800x1000	
N° fori	21	28	32	24	32	40	27	36	36	72	72	
Code	**DRC829/c**	**DRC830/c**	**DRC831/c**	**DRC832/c**	**DRC833/c**	**DRC834/c**	**DRC681/c**	**DRC682/c**	**DRC683/c**	**DRC684/c**	**DRC685/c**	
H	1900					2100						
L	250	350	450	650	850	250	350	450	650	850		
FOR CABINETS HxD	2000x400	2000x500	2000x600	2000x800	2000x1000	2200x400	2200x500	2200x600	2200x800	2200x1000		
N° fori	30	40	40	80	80	33	44	44	88	88		
Code	**DRC686/c**	**DRC687/c**	**DRC688/c**	**DRC689/c**	**DRC690/c**	**DRC691/c**	**DRC692/c**	**DRC693/c**	**DRC694/c**	**DRC695/c**		

PLATES FOR CONNECTORS, in galvanised sheet (Sendzimir). Pag.180

DESCRIPTION	24-pin solid locking plate	Adaption plate from 24 to 16 pins	Adaption plate from 24 to 10 pins	Adaption plate from 24 to 6 pins
Code	**DRC696**	**DRC697**	**DRC698**	**DRC699**

DRC-A accessories

HORIZONTAL DIVIDING ELEMENT FOR DRC WITH INTERNAL PLATE, in galvanised sheet (Sendzimir). Pag.179

W	600					800						
D	300	400	500	700	900	300	400	500	700	900		
FOR CABINETS WxD	600x400	600x500	600x600	600x800	600x1000	800x400	800x500	800x600	800x800	800x1000		
Code	**DRC321**	**DRC322**	**DRC323**	**DRC324**	**DRC325**	**DRC326**	**DRC327**	**DRC328**	**DRC329**	**DRC330**		
W	1000					1200						
D	300	400	500	700	900	300	400	500	700	900		
FOR CABINETS WxD	1000x400	1000x500	1000x600	1000x800	1000x1000	1200x400	1200x500	1200x600	1200x800	1200x1000		
Code	**DRC331**	**DRC332**	**DRC333**	**DRC334**	**DRC335**	**DRC336**	**DRC337**	**DRC338**	**DRC339**	**DRC340**		

HORIZONTAL DIVIDING ELEMENT FOR DRC WITHOUT INTERNAL PLATE, in galvanised sheet (Sendzimir). Pag.179

W	600					800						
D	340	440	540	740	940	340	440	540	740	940		
FOR CABINETS WxD	600x400	600x500	600x600	600x800	600x1000	800x400	800x500	800x600	800x800	800x1000		
Code	**DRC301**	**DRC302**	**DRC303**	**DRC304**	**DRC305**	**DRC306**	**DRC307**	**DRC308**	**DRC309**	**DRC310**		
W	1000					1200						
D	340	440	540	740	940	340	440	540	740	940		
FOR CABINETS WxD	1000x400	1000x500	1000x600	1000x800	1000x1000	1200x400	1200x500	1200x600	1200x800	1200x1000		
Code	**DRC311**	**DRC312**	**DRC313**	**DRC314**	**DRC315**	**DRC316**	**DRC317**	**DRC318**	**DRC319**	**DRC320**		

H200mm GROMMET PLINTH, WITH CLOSED BOTTOM (with no side flanges) FOR DRC CABINETS, in AISI 304 stainless-steel. Pag.174

H	200											
W	400					600						
D	400	500	600	800	1000	400	500	600	800	1000		
Code	**DRC459A**	**DRC460A**	**DRC461A**	**DRC462A**	**DRC463A**	**DRC464A**	**DRC465A**	**DRC466A**	**DRC467A**	**DRC468A**		
H	200											
W	800					1000						
D	400	500	600	800	1000	400	500	600	800	1000		
Code	**DRC469A**	**DRC470A**	**DRC471A**	**DRC472A**	**DRC473A**	**DRC474A**	**DRC475A**	**DRC476A**	**DRC477A**	**DRC478A**		
H	200											
W	1200					1400						
D	400	500	600	800	1000	400	500	600	800	1000		
Code	**DRC479A**	**DRC480A**	**DRC481A**	**DRC482A**	**DRC483A**	**DRC484A**	**DRC485A**	**DRC486A**	**DRC487A**	**DRC488A**		
H	200											
W	1600											
D	400	500	600	800	1000							
Code	**DRC489A**	**DRC490A**	**DRC491A**	**DRC492A**	**DRC493A**							

SIDE-FLANGE PAIR FOR H200 mm GROMMET PLINTH, in AISI 304 stainless-steel. Pag.174

H	200											
D	400	500	600	800	1000							
Code	**DRC495A**	**DRC496A**	**DRC497A**	**DRC498A**	**DRC499A**							

LEVELLING FEET, with nylon base and stainless-steel stem. Pag.174

DESCRIPTION	4 PIECES; M12 H. 125 STEM (only for cabinets without plinth)	4 PIECES; M 16 H. 155 STEM (to combine with threaded plugs and grommet plinth)
Code	**DRC670A**	**DRC671A**

NYLON PLUGS WITH THREADED INSERT, for 40x40 tube. Pag.174

DESCRIPTION	4 PIECES; M12 THREADING – to combine with 670 DRC feet	4 PIECES; M16 THREADING – to combine with 671 DRC feet
Code	**DRC871A**	**DRC872A**

H100 mm, SINGLE AND WELDED PLINTH, FOR DRC CABINETS, in AISI 304 stainless-steel. Pag.174



W: on request						
D	400	500	600	800	1000	
Code	**DRC661A**	**DRC662A**	**DRC663A**	**DRC664A**	**DRC665A**	

ZOCCOLO H200, UNICO, SALDATO, in acciaio inox AISI 304. Pag.174

400	500	600	800	1000	
DRC661/2A	**DRC662/2A**	**DRC663/2A**	**DRC664/2A**	**DRC665/2A**	

SIDE-FLANGE PAIR FOR H100 mm SINGLE PLINTH, in AISI 304 stainless-steel. Pag.174

D	400	500	600	800	1000	
Code	**DRC495/1A**	**DRC496/1A**	**DRC497/1A**	**DRC498/1A**	**DRC499/1A**	

COPPIA FLANGE LATERALI H200 in acciaio inox AISI 304. Pag.174

400	500	600	800	1000	
DRC495/2A	**DRC496/2A**	**DRC497/2A**	**DRC498/2A**	**DRC499/2A**	

STABILISERS SUPPORT PAIR FOR DRC AND VFR CABINETS, in AISI 304 stainless-steel. Pag.175

W	660 for D400 cabinets	760 for D500 cabinets	860 for D600 cabinets	1060 for D800 cabinets
Code	**7104A**	**7105A**	**7005A**	**7006A**

ACCESSORIES FOR STABILISERS SUPPORT ELEMENTS. Pag.175

DESCRIPTION	4 PIECES M10 LEVELLING FEET	4 PIECES STABILISERS WHEELS
Code	**7009**	**7010**

WHEELS SET FOR DCR, VFR, S/PLINTH. Pag.175

4 WHEELS Ø 80, M12 GALVANISED STEM	
DRC500	

RAIN PROTECTION ROOF FOR DRC CABINETS, in AISI 304 stainless-steel. Pag.180

W	500					700						
D	450	550	650	850	1050	450	550	650	850	1050		
FOR CABINETS WxD	400x400	400x500	400x600	400x800	400x1000	600x400	600x500	600x600	600x800	600x1000		
Code	**TP4040A**	**TP4050A**	**TP4060A**	**TP4080A**	**TP4010A**	**TP6040A**	**TP6050A**	**TP6060A**	**TP6080A**	**TP6010A**		
W	900					1100						
D	450	550	650	850	1050	450	550	650	850	1050		
FOR CABINETS WxD	800x400	800x500	800x600	800x800	800x1000	1000x400	1000x500	1000x600	1000x800	1000x1000		
Code	**TP8040A**	**TP8050A**	**TP8060A**	**TP8080A**	**TP8010A**	**TP1040A**	**TP1050A**	**TP1060A**	**TP1080A**	**TP1010A**		
W	1300					1500						
D	450	550	650	850	1050	450	550	650	850	1050		
FOR CABINETS WxD	1200x400	1200x500	1200x600	1200x800	1200x1000	1400x400	1400x500	1400x600	1400x800	1400x1000		
Code	**TP1240A**	**TP1250A**	**TP1260A**	**TP1280A**	**TP1210A**	**TP1440A**	**TP1450A**	**TP1460A**	**TP1480A**	**TP1410A**		
W	1700											
D	450	550	650	850	1050							
FOR CABINETS WxD	1600x400	1600x500	1600x600	1600x800	1600x1000							
Code	**TP1640A**	**TP1650A**	**TP1660A**	**TP1680A**	**TP1610A**							

COMPONENT PROTECTION WINDOW, AISI 304 stainless-steel FRAME, WITH TRANSPARENT PORTHOLE. Pag.181

H	290	390		490	590	740	
W	590	390	590	490	590	590	
D	60						
Code	**CP5929A**	**CP3939A**	**CP5939A**	**CP4949A**	**CP5959A**	**CP5974A**	

ANODISED ALUMINIUM. Pag.181

400	500	600	
400	500	600	
46			
CP4040	**CP5050**	**CP6060**	

PRE-DRILLED SIDE CROSSBEAMS, in galvanised sheet (Sendzimir). Pag.181

H	25					50						
FOR CABINETS D	400	500	600	800	1000	400	500	600	800	1000		
Code	**DRC721**	**DRC722**	**DRC723**	**DRC724**	**DRC725**	**DRC752**	**DRC753**	**DRC754**	**DRC755**	**DRC756**		
H	75											
FOR CABINETS D	400	500	600	800	1000							
Code	**DRC741**	**DRC742**	**DRC743**	**DRC744**	**DRC745**							

PRE-DRILLED VERTICAL CROSSBEAMS, in galvanised sheet (Sendzimir). Pag.182

H	1700		1900		2100	
W	50	75	50	75	50	75
D	50		50		50	
Code	**DRC761**	**DRC750**	**DRC762**	**DRC751**	**DRC763**	**DRC764**

STAINLESS STEEL

technical data subject to change without notice

DRC-A accessories

PRE-DRILLED FRONT CROSSBEAMS, in galvanised sheet (Sendzimir). Page 181

H	25					50						
FOR CABINETS W	400	600	800	1000	1200	400	600	800	1000	1200		
Codice	**DRC730**	**DRC726**	**DRC727**	**DRC728**	**DRC729**	**DRC735**	**DRC757**	**DRC758**	**DRC759**	**DRC760**		
H	75											
FOR CABINETS W	400	600	800	1000	1200							
Code	**DRC736**	**DRC746**	**DRC747**	**DRC748**	**DRC749**							

PRE-DRILLED BAR FOR DOOR'S INNER PART, in galvanised sheet (Sendzimir). Page 182

HxW	23x458	23x548	23x658	23x858	23x1058	
FOR CABINETS W	600	700	800	1000	1200	
Code	**DRC771**	**DRC774**	**DRC772**	**DRC773**	**DRC775**	

PRE-DRILLED BARS SET FOR DOOR'S INNER PART, FOR UL APPROVAL, in galvanized sheet (Sendzimir) – FOR DRC AND VFR. Pag.182

FOR DOOR W	400	600	800	1000	1200	1400	1600					
Nr. Of pieces per set	3				6							
Code	**DRC-FRUL4**	**DRC-FRUL6**	**DRC-FRUL8**	**DRC-FRUL10**	**DRC-FRUL12**	**DRC-FRUL14**	**DRC-FRUL16**					

PRE-DRILLED SIDE CROSSBEAMS SET FOR DOOR'S INNER PART, FOR UL APPROVAL, in galvanized sheet (Sendzimir) – FOR DRC AND VFR. Page 182

FOR CABINETS D	400	500	600	800	1000
Nr. Of pieces per set	6	6	6	6	6
Code	**DRC-LTUL4**	**DRC-LTUL5**	**DRC-LTUL6**	**DRC-LTUL8**	**DRC-LTUL10**

PRE-DRILLED BAR TO SUPPORT CABLES FOR DRC, KA, VFR, KM CABINETS in galvanized sheet (Sendzimir) Page 183

W	400	600	800	1000	1200	1400	1600					
Code	**DRC704**	**DRC705**	**DRC706**	**DRC707**	**DRC708**	**DRC709**	**DRC710**					

CONVERTER SUPPORT PAIR, TO BE INSTALLED IN WIDTH ON DRC, EC AND KA CABINETS, in galvanized sheet (Sendzimir). Page 183

W	600	800	1000	1200	1400	1600
Nr. Of pieces	2	2	2	2	2	2
Code	**DRC901**	**DRC902**	**DRC903**	**DRC904**	**DRC895**	**DRC894**

CONVERTER CROSSBEAMS PAIR 30/10 THICK, TO BE INSTALLED IN DEPTH ON DRC CABINETS, in galvanized sheet (Sendzimir). Page 183

D	400	500	600	800	1000	
Code	**DRC1001**	**DRC1002**	**DRC1003**	**DRC1004**	**DRC1005**	

CONVERTER CROSSBEAMS PAIR, TO BE INSTALLED IN DEPTH ON DRC, EC AND KA CABINETS, in galvanized sheet (Sendzimir). Page 171

D	400	500	600	800	1000	
Code	**DRC994**	**DRC995**	**DRC996**	**DRC997**	**DRC998**	

TELESCOPIC SPACER PAIR FOR INTERNAL PLATE INSTALLATION, in galvanised sheet (Sendzimir). Page 183

FOR CABINETS D	400	500	600			
Code	**DRC96**	**DRC97**	**DRC98**			

RAL2004 painted sheet DIAGRAM BAG. Page 183

FOR CABINETS W mm	400 (W247xH197xD54)	600 (W447xH197xD54)	700 (W547xH197xD54)	800 (W647xH197xD54)	1000 (W847xH197xD54)
Code	**DRC785**	**DRC781**	**DRC784**	**DRC782**	**DRC783**

In PVC, with double-sided tape. Page 184

A4 (W230xH220xD30)	
DRC926	

LIFTING SYSTEM - EN62208, EN 61439-1 APPROVAL. Page 184

DESCRIPTION	M12 ZAMAK EYEBOLT, galvanised	DOUBLE EYEBOLT, in painted sheet	CROSSBEAM PAIR, angle profile (depending on cabinets dimensions)
Code	**DRC910**	**DRC910B.35**	**DRC99.35**

JOINING SET FOR CABINETS. Page 184-185

DESCRIPTION	JOINING SET WITH GALVANISED SCREWS AND GASKET
Code	**DRC938**

	SIDE-BY-SIDE INSTALLATION SET, WITH REINFORCING SECTIONS, SCREWS AND GASKET.
	DRC939

Side cabinet for cable management, to be combined with DRC cabinets at the ends of an in-line setting.

Casing:
1,5 mm thick stainless-steel; welded monobloc structure; open back panel, roof and bottom completely closed.

BY SEPARATED ORDERING:
Internal plate:
2,5 mm thick galvanised steel sheet (Sendzimir); front installation.

Cable entry flange:
On request.

Solid door:
1,5 mm steel sheet; polyurethane sealing gasket; 20x20 mm pre-drilled tubular frame. 110° standard opening with reversible right hinges.
Standard central locking systems with double-comb tool insert and 4 anchor points. Other configurations are available.

Earthing:
M6 pins to be welded on structure and doors.

Finish:
Fine scotch brite medium satin, 240 grit.

Material:
1,5 mm thick AISI 304 stainless-steel.
In AISI 316 stainless-steel on request.

Degree of Protection and Approvals:

*IP55 EN 62 208 • EN 61 439-1
IK10 EN 62 208 • EN 61 439-1

EN 62 208 • EN 61 439-1

2011/65/CE

1272/2008/CE

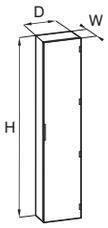

* To be combined with DRC cabinets in in-line settings

1 - By separated ordering: plinth and internal plate

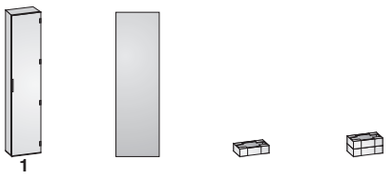

1

Dimensions (mm)			Doors	RC	Plate	Plinth	Plinth
			number of doors	solid door	Front-installation internal plate	H 100	H 200
H	W	D					
1800	200	400	1	RC560A	RC661	DRC531A	DRC541A
		500	1	RC561A	RC662	DRC532A	DRC542A
		600	1	RC562A	RC663	DRC533A	DRC543A
		800	1	RC563A	RC664	DRC534A	DRC544A
	300	400	1	RC564A	RC661	DRC536A	DRC546A
		500	1	RC565A	RC662	DRC537A	DRC547A
		600	1	RC566A	RC663	DRC538A	DRC548A
		800	1	RC567A	RC664	DRC539A	DRC549A
	400	400	1	RC568A	RC661	DRC557A	DRC562A
		500	1	RC569A	RC662	DRC558A	DRC563A
		600	1	RC570A	RC663	DRC559A	DRC564A
		800	1	RC571A	RC664	DRC560A	DRC565A
2000	200	400	1	RC572A	RC665	DRC531A	DRC541A
		500	1	RC573A	RC666	DRC532A	DRC542A
		600	1	RC574A	RC667	DRC533A	DRC543A
		800	1	RC575A	RC668	DRC534A	DRC544A
	300	400	1	RC576A	RC665	DRC536A	DRC546A
		500	1	RC577A	RC666	DRC537A	DRC547A
		600	1	RC578A	RC667	DRC538A	DRC548A
		800	1	RC579A	RC668	DRC539A	DRC549A
	400	400	1	RC580A	RC665	DRC557A	DRC562A
		500	1	RC581A	RC666	DRC558A	DRC563A
		600	1	RC582A	RC667	DRC559A	DRC564A
		800	1	RC583A	RC668	DRC560A	DRC565A
2200	200	400	1	RC584A	RC669	DRC531A	DRC541A
		500	1	RC585A	RC670	DRC532A	DRC542A
		600	1	RC586A	RC671	DRC533A	DRC543A
		800	1	RC587A	RC672	DRC534A	DRC544A
	300	400	1	RC588A	RC669	DRC536A	DRC546A
		500	1	RC589A	RC670	DRC537A	DRC547A
		600	1	RC590A	RC671	DRC538A	DRC548A
		800	1	RC591A	RC672	DRC539A	DRC549A
	400	400	1	RC592A	RC669	DRC557A	DRC562A
		500	1	RC593A	RC670	DRC558A	DRC563A
		600	1	RC594A	RC671	DRC559A	DRC564A
		800	1	RC595A	RC672	DRC560A	DRC565A

STAINLESS STEEL

technical data subject to change without notice

VFR-A cabinets

Casing:
1,5 stainless-steel monobloc cabinet with welded side panels, roof and base; internal profiles 25 mm pitch drilling scheme.

Back panel:
1,5 mm thick stainless-steel; polyurethane sealing gasket; fixed to case.

Internal plate:
I2,5 mm thick galvanised steel sheet (Sendzimir), with front installation by means of sliding guides; adjustable depth.

Solid door:
I1,5 mm stainless-steel; polyurethane sealing gasket; 20x20 mm pre-drilled tubular frame. 100° standard opening with reversible right hinges. Standard central locking systems with double-comb tool insert and 4 anchor points. Other configurations are available.

Transparent door:
(ONLY FOR VERTICAL CONFIGURATIONS):
Same features as solid door, but it is provided with a tempered glass porthole.
BY SEPARATED ORDERING:
1,5 mm thick stainless-steel internal door.

Cable entry flange:
1,5 mm steel sheet; it consists in 2 or 3 parts, with neoprene cable-tie gasket.

Earthing:
M6 pins to be welded on structure, back panel and door.

Finish:
Fine scotch brite medium satin, 240 grit.

Material:
1,5 mm thick AISI 304 stainless-steel.
In AISI 316 stainless-steel on request.

Degree of Protection and Approvals:

IP55 EN 62 208 • EN 61 439-1
IK10 EN 62 208 • EN 61 439-1

EN 62 208 • EN 61 439-1

TYPE 1, 12 • Standard 508
NEMA 1, 12 • Standard 250

ELE118311CS

2011/65/CE

1272/2008/CE

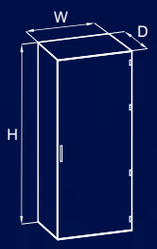

THE **UL/CSA** MARK MUST BE SPECIFICALLY REQUESTED IN THE ORDER.

1 By separated ordering: plinth (internal plate is included).

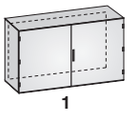

1

Dimensions (mm) H	W	D	Doors number of doors	VFRA solid door, internal plate, back panel, without grommet flange		Solid door		Back panel	Plate Front-installation internal plate (Spare part)	Plinth H 100	Plinth H 200
600	1400	400	2	VFR1464A		QO3614A		VFR811A	QO146	DRC641A	DRC651A
	1600		2	VFR1664A		QO3616A		VFR813A	QO166	DRC646A	DRC656A
	1800		2	VFR1864A		QO3618A		DRC811A	QO186	DRC666A	DRC668A
	2000		2	VFR2064A		QO3620A		DRC815A	QO206	DRC667A	DRC669A
800	1400		2	VFR1484A		QO3814A		VFR812A	QO148	DRC641A	DRC651A
	1600		2	VFR1684A		QO3816A		VFR814A	QO168	DRC646A	DRC656A
	1800		2	VFR1884A		QO3818A		DRC812A	QO188	DRC666A	DRC668A
	2000		2	VFR2084A		QO3820A		DRC816A	QO208	DRC667A	DRC669A
1000	1600		2	VFR16104A		QO31016A		VFR815A	QO161	DRC646A	DRC656A
	1800		2	VFR18104A		QO31018A		DRC813A	QO181	DRC666A	DRC668A
	2000		2	VFR20104A		QO31020A		DRC817A	QO201	DRC667A	DRC669A

1-2 By separated ordering: plinth (internal plate is included).

1

2

Dimensions (mm) H	W	D	Doors number of doors	VFRA solid door, internal plate, back panel, without grommet flange	VFRPA solid door, internal plate, back panel, without grommet flange	Solid door	Glass door	Back panel	Plate Front-installation internal plate (Spare part)	Plinth H 100	Plinth H 200
1400	600	400	1	VFR21A	VFR21PA	VFR801A	VFR801PA	VFR811A	VFR101	DRC601A	DRC621A
	800		1	VFR22A	VFR22PA	VFR802A	VFR802PA	VFR812A	VFR102	DRC606A	DRC626A
1600	600		1	VFR23A	VFR23PA	VFR803A	VFR803PA	VFR813A	VFR103	DRC601A	DRC621A
	800		1	VFR24A	VFR24PA	VFR804A	VFR804PA	VFR814A	VFR104	DRC606A	DRC626A
	1000		1	VFR25A	VFR25PA	VFR805A	VFR805PA	VFR815A	VFR105	DRC611A	DRC631A
1800	600		1	VFR26A	VFR26PA	DRC801A	DRC801PA	DRC811A	DRC101	DRC601A	DRC621A
	800		1	VFR28A	VFR28PA	DRC802A	DRC802PA	DRC812A	DRC102	DRC606A	DRC626A
	1000		1	VFR30A	VFR30PA	DRC803A	DRC803PA	DRC813A	DRC103	DRC611A	DRC631A
	600	500	1	VFR27A	VFR27PA	DRC801A	DRC801PA	DRC811A	DRC101	DRC602A	DRC622A
	800		1	VFR29A	VFR29PA	DRC802A	DRC802PA	DRC812A	DRC102	DRC607A	DRC627A
	1000		1	VFR31A	VFR31PA	DRC803A	DRC803PA	DRC813A	DRC103	DRC612A	DRC632A
	1200		2	VFR32A	VFR32PA	DRC804A	DRC804PA	DRC814A	DRC104	DRC617A	DRC637A
	1600		2	VFR33A	VFR33PA	DRC810A	DRC810PA	DRC820A	DRC110	DRC647A	DRC657A
2000	600	400	1	VFR34A	VFR34PA	DRC805A	DRC805PA	DRC815A	DRC105	DRC601A	DRC621A
	800		1	VFR36A	VFR36PA	DRC806A	DRC806PA	DRC816A	DRC106	DRC606A	DRC626A
	1000		1	VFR38A	VFR38PA	DRC807A	DRC807PA	DRC817A	DRC107	DRC611A	DRC631A
	1200		2	VFR42A	VFR42PA	DRC808A	DRC808PA	DRC818A	DRC108	DRC616A	DRC636A
	600	500	1	VFR35A	VFR35PA	DRC805A	DRC805PA	DRC815A	DRC105	DRC602A	DRC622A
	800		1	VFR37A	VFR37PA	DRC806A	DRC806PA	DRC816A	DRC106	DRC607A	DRC627A
	1000		1	VFR39A	VFR39PA	DRC807A	DRC807PA	DRC817A	DRC107	DRC612A	DRC632A
	1200		2	VFR40A	VFR40PA	DRC808A	DRC808PA	DRC818A	DRC108	DRC617A	DRC637A
	1600		2	VFR41A	VFR41PA	DRC810/2A	DRC810/2PA	DRC822A	DRC112	DRC647A	DRC657A

VFR-A accessories

HINGED DOORS (PAIR) FOR W800/1000 mm CABINETS, in AISI 304 stainless-steel. Page 176

H	1400	1600		1800		2000						
W	400+400	400+400	500+500	400+400	500+500	400+400	500+500					
Code	**DRC880A**	**DRC882A**	**DRC883A**	**DRC884A**	**DRC885A**	**DRC886A**	**DRC887A**					

RIGHT SOLID HINGED DOOR, WITH (reversible) LOCK, in AISI 304 stainless-steel. Page 176

H	1800		2000									
W	600	800	600	800								
Code	**DRC440A**	**DRC444A**	**DRC446A**	**DRC450A**								

LEFT SOLID HINGED DOOR (reversible), in AISI 304 stainless-steel. Page 176

H	1800		2000									
W	600	800	600	800								
Code	**DRC441A**	**DRC445A**	**DRC447A**	**DRC451A**								

RIGHT TRANSPARENT HINGED DOOR, WITH (reversible) LOCK, in AISI 304 stainless-steel. Page 177

H	1800		2000									
W	600	800	600	800								
Code	**DRC440PA**	**DRC444PA**	**DRC446PA**	**DRC450PA**								

LEFT TRANSPARENT HINGED DOOR, WITH (reversible) LOCK, in AISI 304 stainless-steel. Page 177

H	1800		2000									
W	600	800	600	800								
Code	**DRC441PA**	**DRC445PA**	**DRC447PA**	**DRC451PA**								

INTERNAL DOOR, in AISI 304 stainless-steel. Page 177



H	1260			1460								
W	470	670	-	470	670	870						
FOR CABINETS HxW	1400x600	1400x800	-	1600x600	1600x800	1600x1000						
Code	**VFR381A**	**VFR382A**	**-**	**VFR383A**	**VFR384A**	**VFR385A**						
H	1660					1860						
W	470	670	870	2x530	2x730	470	670	870	2x530	2x730		
FOR CABINETS HxW	1800x600	1800x800	1800x1000	1800x1200	1800x1600	2000x600	2000x800	2000x1000	2000x1200	2000x1600		
Code	**DRC381A**	**DRC382A**	**DRC383A**	**DRC384A**	**DRC384/2A**	**DRC385A**	**DRC386A**	**DRC387A**	**DRC388A**	**DRC388/2A**		

INTERMEDIATE JUNCTION PLATE FOR DRC IN-LINE SETTINGS (with front-installation plate), in galvanised sheet (Sendzimir). Page 179

H	200	300	400	500	700	900						
W	498											
FOR CABINETS W	600											
Code	**DRC201**	**DRC202**	**DRC203**	**DRC204**	**DRC298**	**DRC299**						
H	200	300	400	500	200	300	400	500	200	300	400	500
W	698				898				1098			
FOR CABINETS W	800				1000				1200			
Code	**DRC205**	**DRC206**	**DRC207**	**DRC208**	**DRC209**	**DRC210**	**DRC211**	**DRC212**	**DRC213**	**DRC214**	**DRC215**	**DRC216**

RAIN PROTECTION ROOF FOR DRC CABINETS, in AISI 304 stainless-steel. Page 180

W	700		900		1100		1300		1700			
D	450	550	450	550	450	550	450	550	-	550		
FOR CABINETS HxW	600x400	600x500	800x400	800x500	1000x400	1000x500	1200x400	1200x500	-	1600x500		
Code	**TP6040A**	**TP6050A**	**TP8040A**	**TP8050A**	**TP1040A**	**TP1050A**	**TP1240A**	**TP1250A**	**-**	**TP1650A**		

COMPONENT PROTECTION WINDOW, AISI 304 stainless-steel FRAME, WITH TRANSPARENT PORTHOLE. Page 181

H	290	390		490	590	740	
W	590	390	590	490	590	590	
D	60						
Code	**CP5929A**	**CP3939A**	**CP5939A**	**CP4949A**	**CP5959A**	**CP5974A**	

ANODISED ALUMINIUM. Page 181

	400	500	600
	400	500	600
	46		
	CP4040	**CP5050**	**CP6060**

GUILLOTINE CABLE ENTRY FLANGE, in AISI 304 stainless-steel, WITH NEOPRENE CABLE-TIE GASKET (spare part). Page 179



W	600		800		1000		1200		1600			
D	400	500	400	500	400	500	400	500	500			
Code	**DRC255A**	**DRC256A**	**DRC260A**	**DRC261A**	**DRC265A**	**DRC266A**	**DRC270A**	**DRC271A**	**DRC281A**			

H200mm GROMMET PLINTH, WITH CLOSED BOTTOM (with no side flanges) FOR DRC CABINETS, in AISI 304 stainless-steel. Page 174

H	200											
W	600		800		1000		1200		1600			
D	400	500	400	500	400	500	400	500	-	500		
Code	**DRC464A**	**DRC465A**	**DRC469A**	**DRC470A**	**DRC474A**	**DRC475A**	**DRC479A**	**DRC480A**	**-**	**DRC490A**		

SIDE-FLANGE PAIR FOR H200 mm GROMMET PLINTH, in AISI 304 stainless-steel. Page 174

H	200											
D	400	500										
Code	**DRC495A**	**DRC496A**										

LEVELLING FEET, with nylon base and stainless-steel stem. Page 174

DESCRIPTION	4 PIECES; M12 H. 125 STEM (only for cabinets without plinth)	4 PIECES; M 16 H. 155 STEM (to combine with threaded plugs and grommet plinth)
Code	**DRC670A**	**DRC671A**

NYLON PLUGS WITH THREADED INSERT, for 40x40 tube. Page 174

DESCRIPTION	4 PIECES; M12 THREADING – to combine with 670 DRC feet	4 PIECES; M16 THREADING – to combine with 671 DRC feet
Code	**DRC871A**	**DRC872A**

STABILISERS SUPPORT PAIR FOR DRC AND VFR CABINETS, in AISI 304 stainless-steel. Page 175

W	660 for cabinets D400	760 for cabinets D500		
Code	**7104A**	**7105A**		

ACCESSORIES FOR STABILISERS SUPPORT ELEMENTS. Page 175

DESCRIPTION	4 PIECES M10 LEVELLING FEET	4 PIECES STABILISERS WHEELS
Code	**7009**	**7010**

WHEELS SET FOR DCR, VFR, S/PLINTH. Page 175

	4 WHEELS Ø 80, M12 GALVANISED STEM
Code	**DRC500**

PRE-DRILLED FRONT CROSSBEAMS, in galvanised sheet (Sendzimir). Page 181

H	25				50				75			
FOR CABINETS W	600	800	1000	1200	600	800	1000	1200	600	800	1000	1200
Code	**DRC726**	**DRC727**	**DRC728**	**DRC729**	**DRC757**	**DRC758**	**DRC759**	**DRC760**	**DRC746**	**DRC747**	**DRC748**	**DRC749**

PRE-DRILLED SIDE, in galvanised sheet (Sendzimir). Page 182

H	49											
D	345	445	545									
Code	**VFR44**	**VFR45**	**VFR46**									

PRE-DRILLED BAR FOR DOOR'S INNER PART, in galvanised sheet (Sendzimir). Page 182

HxW	23x458	23x658	23x858									
FOR CABINETS W	600	800	1000									
Code	**DRC771**	**DRC772**	**DRC773**									

PRE-DRILLED BARS SET FOR DOOR'S INNER PART, FOR UL APPROVAL, in galvanized sheet (Sendzimir) – FOR DRC AND VFR. Page 182

FOR DOOR W	600	800	1000	1200	1600	-
Kit pezzi n°	3			6		
Code	**DRC-FRUL6**	**DRC-FRUL8**	**DRC-FRUL10**	**DRC-FRUL12**	**DRC-FRUL16**	**-**

TELESCOPIC SPACER PAIR FOR INTERNAL PLATE INSTALLATION, in galvanised sheet (Sendzimir). Pag.183

FOR CABINETS D	400	500	600									
Code	**DRC96**	**DRC97**	**DRC98**									

RAL2004 painted sheet DIAGRAM BAG. Page 183

FOR CABINETS W MM	600 (W447xH197xD54)	800 (W647xH197xD54)	1000 (W847xH197xD54)		
Code	**DRC781**	**DRC782**	**DRC783**		

In PVC, with double-sided tape. Page 184



	A4 (W230xH220xD30)
Code	**DRC926**

LIFTING SYSTEM - EN62208, EN 61439-1 APPROVAL. Page 184



DESCRIPTION	M12 ZAMAK EYEBOLT, galvanised		
Code	**DRC910**		

DRC-LAN-I cabinets

LA MARCATURA **UL/CSA** DEVE ESSERE RICHIESTA ESPRESSAMENTE AL MOMENTO DELL'ORDINE.

DRC-LAN-I
With flap door

DRC-LAN/A-I
With central
removable drawer

DRC-LAN/B-I
With fixed door and
removable drawer

LAN1-I :: LAN2-I cabinets

DRC-LAN 1-I
With flap door

DRC-LAN 1/A-I
With central
removable drawer



DRC-LAN 2-I
With central removable
drawer. Art. 7080 wheels base

DRC-LAN-I cabinets

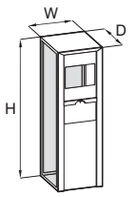

Structure:
1,5 mm stainless- steel sheet drawn-columns bearing frame; drawn-columns are fixed and welded to die-cast aluminum joints. 25 mm pitch drilling scheme; roof and base fixed to structure.

Side and back panels:
1,5 mm thick stainless-steel; polyurethane sealing gasket; fixed to structure.

Internal plate:
BY SEPARATED ORDERING, PARTIAL OR COMPLETE.

Cable entry flange:
1,5 mm stainless-steel; it consists in 2 parts, with neoprene cable-tie gasket.

Earthing:
M6 pins to be welded on structure, doors and panels.

Finish:
Fine scotch brite medium satin, 240 grit.

Material:
1,5 mm thick AISI 304 stainless-steel.
In AISI 316 stainless-steel on request.

Degree of Protection and Approvals:

IP55 EN 62 208 • EN 61 439-1
IK08 EN 62 208 • EN 61 439-1

EN 62 208 • EN 61 439-1

TYPE 1, 12 • Standard 508
NEMA 1, 12 • Standard 250

ELE118311CS

2011/65/CE

1272/2008/CE

DRC-LAN:
H645 mm upper door, with transparent 19" porthole and right hinges; H300 mm central door with flap air-spring opening system; keyboard desk and mouse support; H845 mm solid lower door, right hinges. Monitor and CPU supports fixed on structure.

DRC-LAN/A:
H645 mm upper door, with transparent 19" porthole and right hinges; H100mm central removable drawer; keyboard desk and mouse support; H1045 mm solid lower door, right hinges. Monitor support fixed on structure.

DRC-LAN/B:
H645 mm upper door, with transparent 19" porthole and right hinges;H200 mm door with hinges and screws (lock on request), flap opening system; H100mm central removable drawer; keyboard desk and mouse support; H845 mm solid lower door, right hinges. Monitor support fixed on structure.

Dimensions (mm)			DRC-LAN-I flap drawer	DRC-LAN/AI removable drawer	DRC-LAN/BI fixed panel and removable drawer	Side panels pair	Plinth H 100 Stainless-steel	Plinth H 200 Stainless-steel	Stabiliser D860 Stainless-steel Page 175	Stabiliser Feet M10 - 4 pieces set Page 175	Stabiliser Wheels 4 pieces set Page 175	Cabinet Wheels M12 - 4 pieces set Page 175	On-guides Removable Shelves Page167
H	W	D											
1810	600	625	DRC-LAN-I	DRC-LAN-AI	DRC-LAN-BI	DRC353A	-	-	-	-	-	-	-
-	-	-	-	-	-	-	DRC603A	DRC623A	7005A	7009	7010	DRC500	DRC287.35

LAN1-I :: LAN2-I cabinets

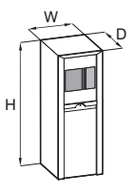

Casing:
1,5 mm thick stainless-steel monobloc with welded side panels, roof and base; internal profiles with 25 mm pitch drilling scheme.

Back panel:
1,5 mm thick stainless-steel; polyurethane sealing gasket; fixed to case.

Internal plate:
BY SEPARATED ORDERING, PARTIAL OR COMPLETE.

Cable entry flange:
1,5 mm stainless-steel; it consists in two parts, with neoprene cable-tie gasket.

Earthing:
M6 pins to be welded on structure, doors and panels.

Finish:
Fine scotch brite medium satin, 240 grit.

Material:
1,5 mm thick AISI 304 stainless-steel.
In AISI 316 stainless-steel on request.

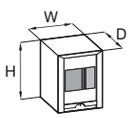

Degree of Protection and Approvals:

IP55 EN 62 208 • EN 61 439-1
IK08 EN 62 208 • EN 61 439-1

EN 62 208 • EN 61 439-1

TYPE 1, 12 • Standard 508
NEMA 1, 12 • Standard 250

ELE118311CS

2011/65/CE

1272/2008/CE

DRC-LAN1:
H645 mm upper door, with transparent 19" porthole and right hinges; H300 mm central door with flap air-spring opening system; keyboard desk and mouse support; H645 mm solid lower door, right hinges. Monitor and CPU supports fixed on structure

DRC-LAN/1A:
H645 mm upper door, with transparent 19" porthole and right hinges; H100mm central removable drawer; keyboard desk and mouse support; H845 mm solid lower door, right hinges.
Monitor support fixed on structure.

DRC-LAN2:
H645 mm upper door, with transparent 19" porthole and right hinges; H100mm central removable drawer; keyboard desk and mouse support.

Dimensions (mm)			LAN1 flap drawer	LAN1/A removable drawer	LAN2 removable drawer	Base for DRC-LAN-2 H1025 (with wheels)	Plinth H 100 Stainless-steel	Plinth H 200 Stainless-steel	Stabiliser D860 Stainless-steel Pag.175	Stabiliser Feet M10 - 4 pieces set Page 175	Stabiliser Wheels 4 pieces set Page 175	Cabinet Wheels M12 - 4 pieces set Page 175	On-guides Removable Shelves Page167
H	W	D											
1600	600	625	DRC-LAN-1I	DRC-LAN-1/AI	-	-	-	-	-	-	-	-	-
760			-	-	DRC-LAN-2I	-	-	-	-	-	-	-	-
-	-	-	-	-	-	7080 I	DRC603A	DRC623A	7005A	7009	7010	DRC500	DRC287.35

STAINLESS STEEL

technical data subject to change without notice

LVD93-A desks cabinets

Base:
1,5 mm thick stainless-steel welded monobloc structure.

Internal plate:
2,0 mm thick galvanised steel sheet (Sendzimir), non-adjustable.

Cable entry flange:
Flat, fixed from the inside, with gasket.

Solid door:
1,5 mm thick stainless-steel; polyurethane sealing gasket; pre-drilled internal elements for component installation; pvc locking system with 3 mm double-comb tool insert; other configurations are available. 120° standard opening with reversible left hinges.

Desk:
12° tilt welded monobloc structure; 1,5 mm stainless-steel; top-hinges door and opening position retainer; central locking system with 3 mm double-comb tool insert; other configurations are available. To be fixed to and in connection with the base.

Finish:
Fine scotch brite medium satin, 240 grit.

Material:
1,5 mm thick AISI 304 stainless-steel. In AISI 316 stainless-steel on request.

Degree of Protection and Approvals:

IP55 EN 62 208 • EN 61 439-1
IK10 EN 62 208 • EN 61 439-1

EN 62 208 • EN 61 439-1

2011/65/CE

1272/2008/CE

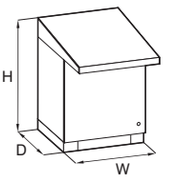

Dimensions (mm)			Doors number of doors	LVD93A with internal plate and H100 mm plinth					
H	W	D							
1060	500	300	1	LVD93/1A					
	600		1	LVD93/2A					
	800		1	LVD93/3A					

LM-A desks cabinets

Structure:
1,5 mm thick stainless-steel welded monobloc structure.

Internal plate:
2,0 mm thick galvanised steel sheet (Sendzimir), non-adjustable.

Cable entry flange:
1,5mm thick stainless-steel; it consist in two parts; with cable-tie neoprene gasket.

Solid door:
1,5 mm thick stainless-steel; polyurethane sealing gasket; pre-drilled internal elements for component installation; metal locking system with 3 mm double-comb tool insert; other configurations are available. 110° standard opening with reversible left hinges. Hinged door from W1200 mm.

Desk door:
1,5 mm thick stainless-steel; 14° tilt, hinges on top part and open position retainer; pre-drilled internal supports for component installation; front locking system for 3 mm double-comb tool; other configurations are available.

Finish:
Fine scotch brite medium satin, 240 grit.

Material:
1,5 mm thick AISI 304 stainless-steel. In AISI 316 stainless-steel on request.

Degree of Protection and Approvals:

IP55 EN 62 208 • EN 61 439-1
IK10 EN 62 208 • EN 61 439-1

EN 62 208 • EN 61 439-1

2011/65/CE

1272/2008/CE

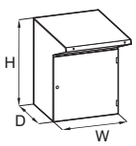

Dimensions (mm)			Doors number of doors	LMA with internal plate	Plinth H 100	Plinth H 200			
H	W	D							
980	600	400	1	LM6014A	DRC601A	DRC621A			
	800		1	LM8014A	DRC606A	DRC626A			
	1000		1	LM1014A	DRC611A	DRC631A			
	1200		2	LM1214A	DRC616A	DRC636A			
	1600		2	LM1614A	DRC646A	DRC656A			

LVE-A desks cabinets

Base:
1,5 mm thick stainless-steel welded monobloc structure.

Internal plate:
2,0 mm thick galvanised steel sheet (Sendzimir), non-adjustable.

Cable entry flange:
1,5mm thick stainless-steel; it consist in two parts; with cable-tie neoprene gasket.

Solid door:
1,5 mm thick stainless-steel; polyurethane sealing gasket; pre-drilled internal elements for component installation; metal locking system with 3 mm double-comb tool insert; other configurations are available. 110° standard opening with reversible left hinges. Hinged door from W1200 mm.

Desk:
14° tilt welded monobloc structure; 1,5 mm stainless-steel; top-hinges door and opening position retainer; central locking system with 3 mm double-comb tool insert; other configurations are available. To be fixed to and in connection with the base.

Finish:
Fine scotch brite medium satin, 240 grit.

Material:
1,5 mm thick AISI 304 stainless-steel. In AISI 316 stainless-steel on request.

Degree of Protection and Approvals:

IP55 EN 62 208 • EN 61 439-1
IK10 EN 62 208 • EN 61 439-1

EN 62 208 • EN 61 439-1

2011/65/CE

1272/2008/CE

LVE-A desk cabinet with:
PLINTH, BASE and SHELF.

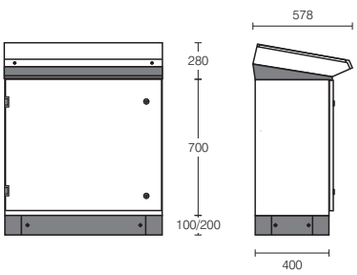

LVE-A desk cabinet with:
PLINTH, BASE, SHELF and TOP PLATE.

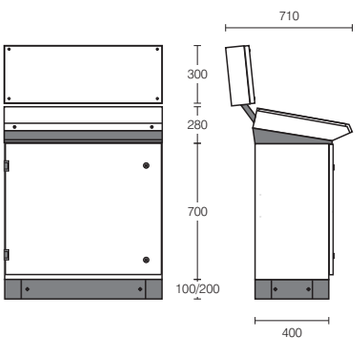

Base
with internal plate

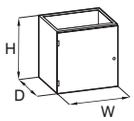

Dimensions (mm)			Doors number of doors	LVEA base with plate	Plinth H 100	Plinth H 200		
H	W	D						
700	600	400	1	LVE101A	DRC601A	DRC621A		
	800		1	LVE102A	DRC606A	DRC626A		
	1000		1	LVE103A	DRC611A	DRC631A		
	1200		2	LVE104A	DRC616A	DRC636A		
	1400		2	LVE106A	DRC643A	DRC651A		
	1600		2	LVE105A	DRC646A	DRC656A		

Desk

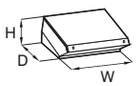

Dimensions (mm)			Doors number of doors	Desk 14° tilt desk				
H	W	D						
280	600	578	1	LVE201A				
	800		1	LVE202A				
	1000		1	LVE203A				
	1200		1	LVE204A				
	1400		1	LVE206A				
	1600		1	LVE205A				

Top plate
with internal plate
and fixed cover

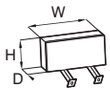

Dimensions (mm)			-	Top plate with junction tubular profiles				
H	W	D						
300	600	120	-	LVE301A				
	800		-	LVE302A				
	1000		-	LVE303A				
	1200		-	LVE304A				
	1400		-	LVE306A				
	1600		-	LVE305A				

LV-A desk cabinets

Finish:
Fine scotch brite medium satin, 240 grit.

Material:
1,5 mm thick AISI 304 stainless-steel. In AISI 316 stainless-steel on request.

Degree of Protection and Approvals:

IP55 EN 62 208 • EN 61 439-1
IK10 EN 62 208 • EN 61 439-1

EN 62 208 • EN 61 439-1

2011/65/CE

1272/2008/CE

Base:
1,5 mm thick stainless-steel monobloc structure with welded side panels, roof and base .

Internal plate:
2,0 mm thick galvanised steel sheet (Sendzimir), adjustable depth.

Cable entry flange:
1,5mm thick stainless-steel; it consist in two parts; with cable-tie neoprene gasket.

Solid front door:
1,5 mm thick stainless-steel; polyurethane sealing gasket; pre-drilled internal elements forcomponent installation; metal locking system with 3 mm double-comb tool insert; other configurations are available. 110° standard opening with reversible left hinges. Hinged door from W1200 mm.

Back panel:
1,5 mm thick stainless-steel; fixed with screws

Desk:
welded monobloc structure; 12° tilt front part in 1,5 mm thick stainless-steel; top-hinges door and opening position retainer; front locking system for 3 mm double-comb tool; other configurations are available.

Top plate:
70° tilt welded monobloc structure; 1,5 mm thick stainless-steel; bottom-hinges door and opening position retainer; upper locking system for 3 mm double-comb tool; other configurations are available.

These three parts are connected and to be fixed together.

Selection guide compositions:

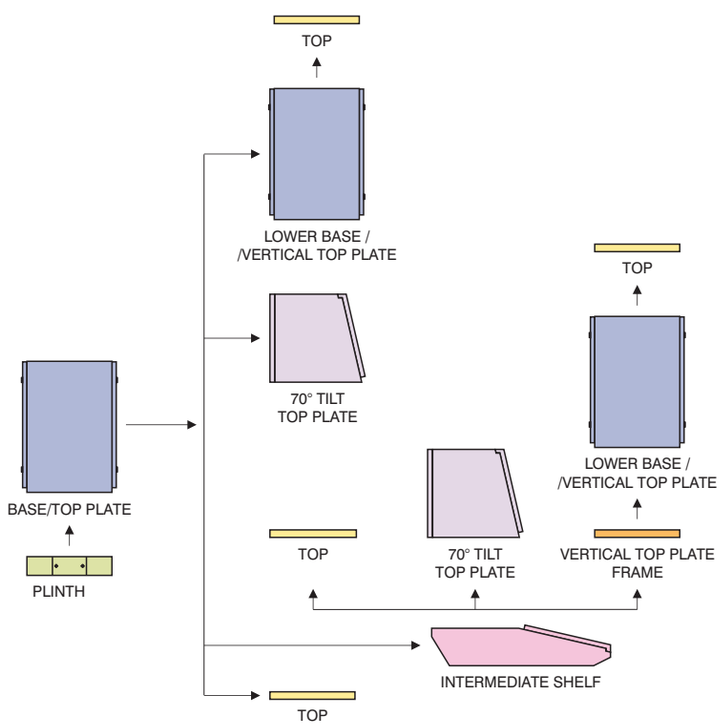

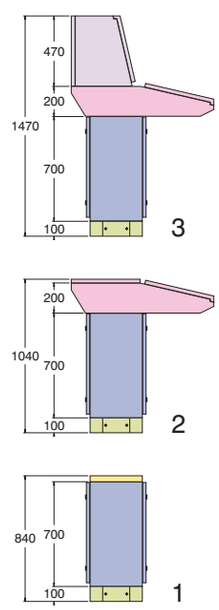

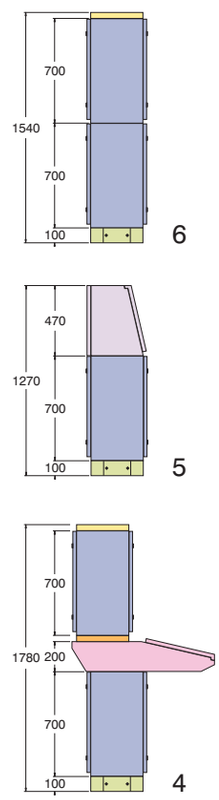

technical data subject to change without notice

Lower base/vertical top plate
with internal plate and fixed back panel.

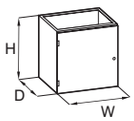

Dimensions (mm)			Front doors	LVA blower base/ /vertical top plate	Top lock	Frame vertical top plate frame	Plinth H 100	Plinth H 200
H	W	D						
700	600	400	1	LV101A	LV501A	LV801A	DRC601A	DRC621A
	800		1	LV102A	LV502A	LV802A	DRC606A	DRC626A
	1000		1	LV103A	LV503A	LV803A	DRC611A	DRC631A
	1200		2	LV104A	LV504A	LV804A	DRC616A	DRC636A
	1600		2	LV105A	LV505A	LV805A	DRC646A	DRC656A
	600	500	1	LV111A	LV511A	LV811A	DRC602A	DRC622A
	800		1	LV112A	LV512A	LV812A	DRC607A	DRC627A
	1000		1	LV113A	LV513A	LV813A	DRC612A	DRC632A
	1200		2	LV114A	LV514A	LV814A	DRC617A	DRC637A
	1600		2	LV115A	LV515A	LV815A	DRC647A	DRC657A

Intermediate shelf
(intermediate desk)



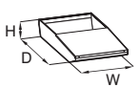

Dimensions (mm)			-	Intermediate desk 12° tilt intermediate desk	Top lock			
H	W	D						
200	600	843	-	LV201A	LV501MA			
	800		-	LV202A	LV502MA			
	1000		-	LV203A	LV503MA			
	1200		-	LV204A	LV504MA			
	1600		-	LV205A	LV505MA			
	600	943	-	LV211A	LV511MA			
	800		-	LV212A	LV512MA			
	1000		-	LV213A	LV513MA			
	1200		-	LV214A	LV514MA			
	1600		-	LV215A	LV515MA			

Top plate
with internal plate and fixed
back panel



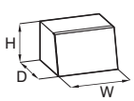

Dimensions (mm)			Front doors	Alzata inclinato 70°				
H	W	D						
470	600	390	1	LV301A				
	800		1	LV302A				
	1000		1	LV303A				
	1200		1	LV304A				
	1600		1	LV305A				
	600	490	1	LV311A				
	800		1	LV312A				
	1000		1	LV313A				
	1200		1	LV314A				
	1600		1	LV315A				

KX-A distribution systems

Structure:
See page 112 for CDR cabinets; see page 122 for VFR cabinets

Internal plate:
By separated ordering. Cabinets muts be installed with SV front internal frame andplate are provided without DIN guide (by customer).

Frame:
To combine with cabinets with no front door.

Finish:
Fine scotch brite medium satin, 240 grit.

Material:
1,5 mm thick AISI 304 stainless-steel.
In AISI 316 stainless-steel on request

Degree of Protection and Approvals:

IP55 EN 62 208 • EN 61 439-1
IK10 EN 62 208 • EN 61 439-1

EN 62 208 • EN 61 439-1

2011/65/CE

1272/2008/CE

90 kA

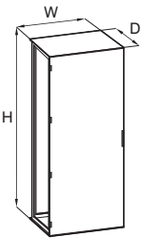

Installation of distribution system for KX modular and moulded-case circuit breakers

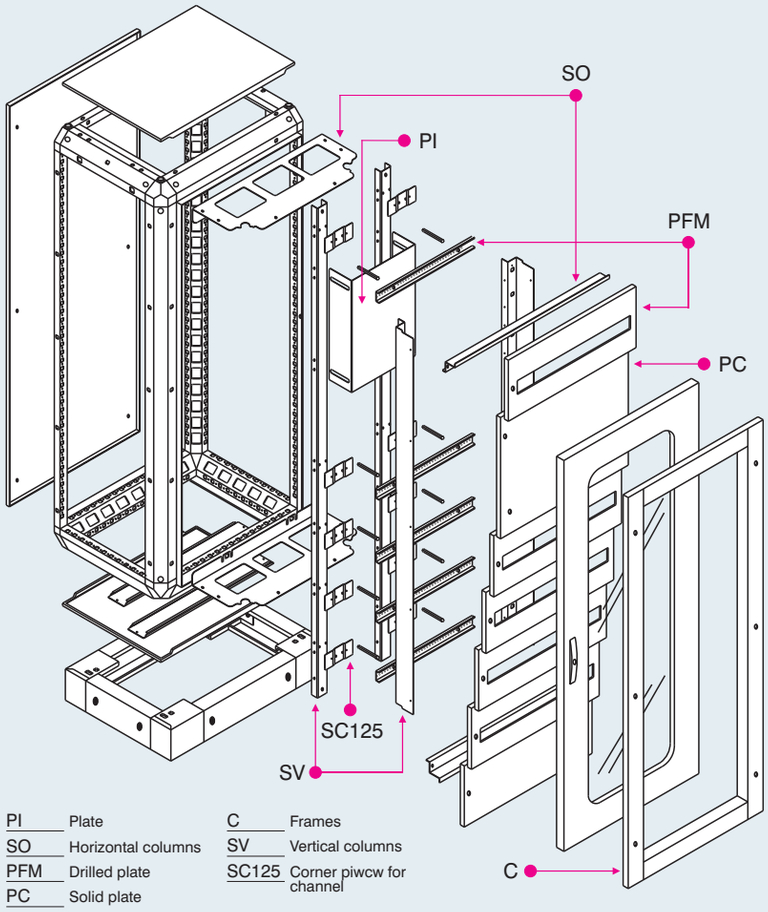

PI	Plate	C	Frames
SO	Horizontal columns	SV	Vertical columns
PFM	Drilled plate	SC125	Corner piwcw for channel
PC	Solid plate		

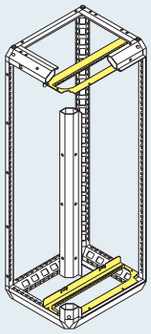

HORIZONTAL SUPPORT PAIR

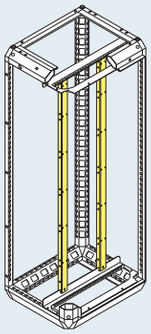

VERTICAL SUPPORT PAIR

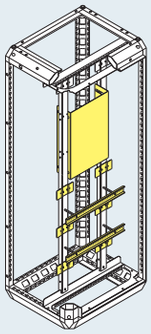

INTERNAL PANELS FOR MOULDED-CASE CIRCUIT BREAKERS, OMEGA SUPPORTS FOR MODULAR CIRCUIT BREAKERS AND CHANNEL SUPPORT

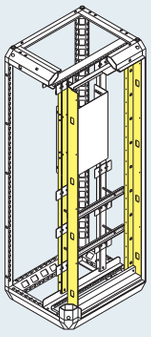

VERTICAL SUPPORTS FOR MODULAR PANELS AND UPPER AND LOWER INFILL.

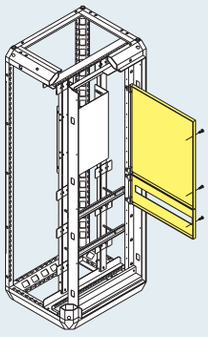

SOLID AND DRILLED FRONT PLATES

1-2 By separated ordering: plinth, side panels and internal plate.

3-4 By separated ordering: plinth and internal plate.

1

2

3

4



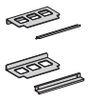



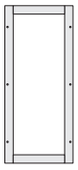

Dimensions (mm)			DRCA SP solid door, back panel, without internal plate	DRCPA/SP glass door, back panel, without internal plate	VFRA SP solid door, back panel, without internal plate	VFRPA/SP glass door, back panel, without internal plate	Side panels (pair) DRC cabinets	Plinth H 100	Plinth H 200
H	W	D							
1410	600	400	DRC165ASP	DRC165PA/SP	VFR21A/SP	VFR21PA/SP	DRC189A	DRC601A	DRC621A
		500	DRC168ASP	DRC168PA/SP	-	-	DRC190A	DRC602A	DRC622A
		600	DRC171ASP	DRC171PA/SP	-	-	DRC191A	DRC603A	DRC623A
	800	400	DRC166ASP	DRC166PA/SP	VFR22ASP	VFR22PA/SP	DRC189A	DRC606A	DRC626A
		500	DRC169ASP	DRC169PA/SP	-	-	DRC190A	DRC607A	DRC627A
		600	DRC172ASP	DRC172PA/SP	-	-	DRC191A	DRC608A	DRC628A
1610	400	400	DRC174ASP	-	-	-	DRC192A	DRC557A	DRC562A
		500	DRC179ASP	-	-	-	DRC193A	DRC558A	DRC563A
		600	DRC184ASP	-	-	-	DRC194A	DRC559A	DRC564A
	600	400	DRC175ASP	DRC175PA/SP	VFR23ASP	VFR23PA/SP	DRC192A	DRC601A	DRC621A
		500	DRC180ASP	DRC180PA/SP	-	-	DRC193A	DRC602A	DRC622A
		600	DRC185ASP	DRC185PA/SP	-	-	DRC194A	DRC603A	DRC623A
	800	400	DRC176ASP	DRC176PA/SP	VFR24ASP	VFR24PA/SP	DRC192A	DRC606A	DRC626A
		500	DRC181ASP	DRC181PA/SP	-	-	DRC193A	DRC607A	DRC627A
		600	DRC186ASP	DRC186PA/SP	-	-	DRC194A	DRC608A	DRC628A
	1000	400	DRC177ASP	DRC177PA/SP	VFR25ASP	VFR25PA/SP	DRC192A	DRC611A	DRC631A
		500	DRC182ASP	DRC182PA/SP	-	-	DRC193A	DRC612A	DRC632A
		600	DRC187ASP	DRC187PA/SP	-	-	DRC194A	DRC613A	DRC633A

Vertical column for cabinets without plate	Horizontal column for cabinets without plate	Frame front internal frame for modular for cabinets with plate	Frame front infill framefor open cabinets
SV14A	SO6A	SV146A	C146A
SV14A	SO6A	SV146A	C146A
SV14A	SO6A	SV146A	C146A
SV14A	SO8A	SV148A	C148A
SV14A	SO8A	SV148A	C148A
SV14A	SO8A	SV148A	C148A
SV16A	SO4A	SV164A	C164A
SV16A	SO4A	SV164A	C164A
SV16A	SO4A	SV164A	C164A
SV16A	SO6A	SV166A	C166A
SV16A	SO6A	SV166A	C166A
SV16A	SO6A	SV166A	C166A
SV16A	SO8A	SV168A	C168A
SV16A	SO8A	SV168A	C168A
SV16A	SO8A	SV168A	C168A
SV16A	SO10A	SV1610A	C1610A
SV16A	SO10A	SV1610A	C1610A
SV16A	SO10A	SV1610A	C1610A

technical data subject to change without notice

H2000/2200 KX-A distribution systems

1-2 By separated ordering: plinth, side panels and internal plate.

3-4 By separated ordering: plinth and internal plate.

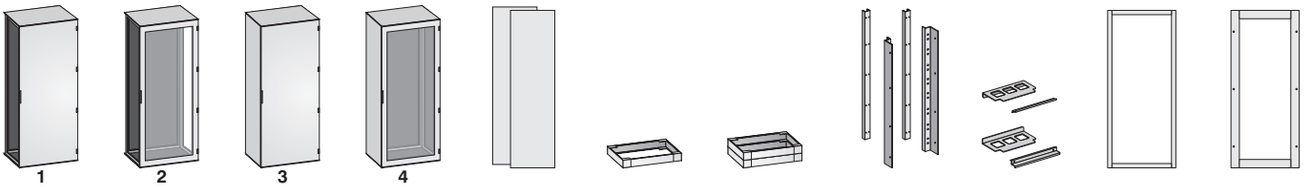

Dimensions (mm) H	W	D	DRCA SP solid door, back panel, without internal plate	DRCPA/SP glass door, back panel, without internal plate	VFRA SP solid door, back panel, without internal plate	VFRPA/SP glass door, back panel, without internal plate	Side panels (pair) DRC cabinets	Plinth H 100	Plinth H 200	Vertical column for cabinets without plate	Horizontal column for cabinets without plate	Frame front internal frame for modular for cabinets with plate	Frame front infill framefor open cabinets
1810	400	400	DRC150ASP	-	-	-	DRC351A	DRC557A	DRC562A	SV18A	SO4A	SV184A	C184A
		500	DRC151ASP	-	-	-	DRC352A	DRC558A	DRC563A	SV18A	SO4A	SV184A	C184A
		600	DRC152ASP	-	-	-	DRC353A	DRC559A	DRC564A	SV18A	SO4A	SV184A	C184A
		800	DRC153ASP	-	-	-	DRC354A	DRC560A	DRC565A	SV18A	SO4A	SV184A	C184A
		1000	DRC154ASP	-	-	-	DRC355A	DRC561A	DRC566A	SV18A	SO4A	SV184A	C184A
	600	400	DRC1ASP	DRC1PA/SP	VFR26ASP	VFR26PA/SP	DRC351A	DRC601A	DRC621A	SV18A	SO6A	SV186A	C186A
		500	DRC2ASP	DRC2PA/SP	VFR27ASP	VFR27PA/SP	DRC352A	DRC602A	DRC622A	SV18A	SO6A	SV186A	C186A
		600	DRC3ASP	DRC3PA/SP	-	-	DRC353A	DRC603A	DRC623A	SV18A	SO6A	SV186A	C186A
		800	DRC4ASP	DRC4PA/SP	-	-	DRC354A	DRC604A	DRC624A	SV18A	SO6A	SV186A	C186A
		1000	DRC5ASP	DRC5PA/SP	-	-	DRC355A	DRC605A	DRC625A	SV18A	SO6A	SV186A	C186A
	800	400	DRC6ASP	DRC6PA/SP	VFR28ASP	VFR28PA/SP	DRC351A	DRC606A	DRC626A	SV18A	SO8A	SV188A	C188A
		500	DRC7ASP	DRC7PA/SP	VFR29ASP	VFR29PA/SP	DRC352A	DRC607A	DRC627A	SV18A	SO8A	SV188A	C188A
		600	DRC8ASP	DRC8PA/SP	-	-	DRC353A	DRC608A	DRC628A	SV18A	SO8A	SV188A	C188A
		800	DRC9ASP	DRC9PA/SP	-	-	DRC354A	DRC609A	DRC629A	SV18A	SO8A	SV188A	C188A
		1000	DRC10ASP	DRC10PA/SP	-	-	DRC355A	DRC610A	DRC630A	SV18A	SO8A	SV188A	C188A
	1000	400	DRC11ASP	DRC11PA/SP	VFR30ASP	VFR30PA/SP	DRC351A	DRC611A	DRC631A	SV18A	SO10A	SV1810A	C1810A
		500	DRC12ASP	DRC12PA/SP	VFR31ASP	VFR31PA/SP	DRC352A	DRC612A	DRC632A	SV18A	SO10A	SV1810A	C1810A
		600	DRC13ASP	DRC13PA/SP	-	-	DRC353A	DRC613A	DRC633A	SV18A	SO10A	SV1810A	C1810A
		800	DRC14ASP	DRC14PA/SP	-	-	DRC354A	DRC614A	DRC634A	SV18A	SO10A	SV1810A	C1810A
		1000	DRC15ASP	DRC15PA/SP	-	-	DRC355A	DRC615A	DRC635A	SV18A	SO10A	SV1810A	C1810A
2010	400	400	DRC155ASP	-	-	-	DRC356A	DRC557A	DRC562A	SV20A	SO4A	SV204A	C204A
		500	DRC156ASP	-	-	-	DRC357A	DRC558A	DRC563A	SV20A	SO4A	SV204A	C204A
		600	DRC157ASP	-	-	-	DRC358A	DRC559A	DRC564A	SV20A	SO4A	SV204A	C204A
		800	DRC158ASP	-	-	-	DRC359A	DRC560A	DRC565A	SV20A	SO4A	SV204A	C204A
		1000	DRC159ASP	-	-	-	DRC360A	DRC561A	DRC566A	SV20A	SO4A	SV204A	C204A
	600	400	DRC21ASP	DRC21PA/SP	VFR34ASP	VFR34PA/SP	DRC356A	DRC601A	DRC621A	SV20A	SO6A	SV206A	C206A
		500	DRC22ASP	DRC22PA/SP	VFR35ASP	VFR35PA/SP	DRC357A	DRC602A	DRC622A	SV20A	SO6A	SV206A	C206A
		600	DRC23ASP	DRC23PA/SP	-	-	DRC358A	DRC603A	DRC623A	SV20A	SO6A	SV206A	C206A
		800	DRC24ASP	DRC24PA/SP	-	-	DRC359A	DRC604A	DRC624A	SV20A	SO6A	SV206A	C206A
		1000	DRC25ASP	DRC25PA/SP	-	-	DRC360A	DRC605A	DRC625A	SV20A	SO6A	SV206A	C206A
	800	400	DRC26ASP	DRC26PA/SP	VFR36ASP	VFR36PA/SP	DRC356A	DRC606A	DRC626A	SV20A	SO8A	SV208A	C208A
		500	DRC27ASP	DRC27PA/SP	VFR37ASP	VFR37PA/SP	DRC357A	DRC607A	DRC627A	SV20A	SO8A	SV208A	C208A
		600	DRC28ASP	DRC28PA/SP	-	-	DRC358A	DRC608A	DRC628A	SV20A	SO8A	SV208A	C208A
		800	DRC29ASP	DRC29PA/SP	-	-	DRC359A	DRC609A	DRC629A	SV20A	SO8A	SV208A	C208A
		1000	DRC30ASP	DRC30PA/SP	-	-	DRC360A	DRC610A	DRC630A	SV20A	SO8A	SV208A	C208A
	1000	400	DRC31ASP	DRC31PA/SP	VFR38ASP	VFR38PA/SP	DRC356A	DRC611A	DRC631A	SV20A	SO10A	SV2010A	C2010A
		500	DRC32ASP	DRC32PA/SP	VFR39ASP	VFR39PA/SP	DRC357A	DRC612A	DRC632A	SV20A	SO10A	SV2010A	C2010A
		600	DRC33ASP	DRC33PA/SP	-	-	DRC358A	DRC613A	DRC633A	SV20A	SO10A	SV2010A	C2010A
		800	DRC34ASP	DRC34PA/SP	-	-	DRC359A	DRC614A	DRC634A	SV20A	SO10A	SV2010A	C2010A
		1000	DRC35ASP	DRC35PA/SP	-	-	DRC360A	DRC615A	DRC635A	SV20A	SO10A	SV2010A	C2010A
2210	400	400	DRC160ASP	-	-	-	DRC361A	DRC557A	DRC562A	SV22A	SO4A	SV224A	C224A
		500	DRC161ASP	-	-	-	DRC362A	DRC558A	DRC563A	SV22A	SO4A	SV224A	C224A
		600	DRC162ASP	-	-	-	DRC363A	DRC559A	DRC564A	SV22A	SO4A	SV224A	C224A
		800	DRC163ASP	-	-	-	DRC364A	DRC560A	DRC565A	SV22A	SO4A	SV224A	C224A
		1000	DRC164ASP	-	-	-	DRC365A	DRC561A	DRC566A	SV22A	SO4A	SV224A	C224A
	600	400	DRC61ASP	DRC61PA/SP	-	-	DRC361A	DRC601A	DRC621A	SV22A	SO6A	SV226A	C226A
		500	DRC62ASP	DRC62PA/SP	-	-	DRC362A	DRC602A	DRC622A	SV22A	SO6A	SV226A	C226A
		600	DRC63ASP	DRC63PA/SP	-	-	DRC363A	DRC603A	DRC623A	SV22A	SO6A	SV226A	C226A
		800	DRC64ASP	DRC64PA/SP	-	-	DRC364A	DRC604A	DRC624A	SV22A	SO6A	SV226A	C226A
		1000	DRC65ASP	DRC65PA/SP	-	-	DRC365A	DRC605A	DRC625A	SV22A	SO6A	SV226A	C226A
	800	400	DRC66ASP	DRC66PA/SP	-	-	DRC361A	DRC606A	DRC626A	SV22A	SO8A	SV228A	C228A
		500	DRC67ASP	DRC67PA/SP	-	-	DRC362A	DRC607A	DRC627A	SV22A	SO8A	SV228A	C228A
		600	DRC68ASP	DRC68PA/SP	-	-	DRC363A	DRC608A	DRC628A	SV22A	SO8A	SV228A	C228A
		800	DRC69ASP	DRC69PA/SP	-	-	DRC364A	DRC609A	DRC629A	SV22A	SO8A	SV228A	C228A
		1000	DRC70ASP	DRC70PA/SP	-	-	DRC365A	DRC610A	DRC630A	SV22A	SO8A	SV228A	C228A
	1000	400	DRC71ASP	DRC71PA/SP	-	-	DRC361A	DRC611A	DRC631A	SV22A	SO10A	SV2210A	C2210A
		500	DRC72ASP	DRC72PA/SP	-	-	DRC362A	DRC612A	DRC632A	SV22A	SO10A	SV2210A	C2210A
		600	DRC73ASP	DRC73PA/SP	-	-	DRC363A	DRC613A	DRC633A	SV22A	SO10A	SV2210A	C2210A
		800	DRC74ASP	DRC74PA/SP	-	-	DRC364A	DRC614A	DRC634A	SV22A	SO10A	SV2210A	C2210A
		1000	DRC75ASP	DRC75PA/SP	-	-	DRC365A	DRC615A	DRC635A	SV22A	SO10A	SV2210A	C2210A

HINGED MODULAR STAINLESS-STEEL DRILLED PLATES, with DIN guide.

H	200											
W	300	500	700	900								
Mod. N°	12	24	36	48								
FOR CABINETS W	400	600	800	1000								
Code	**PFM23A**	**PFM25A**	**PFM27A**	**PFM29A**								

HINGED MODULAR STAINLESS-STEEL DRILLED PLATES, without DIN guide, to combine with SV front frame.

H	200											
W	300	500	700	900								
Mod. N°	12	24	36	48								
FOR CABINETS W	400	600	800	1000								
Code	**PFM13A**	**PFM15A**	**PFM17A**	**PFM19A**								

HINGED MODULAR STAINLESS-STEEL SOLID PLATES.

H	200				400				600			
W	300	500	700	900	300	500	700	900	300	500	700	900
FOR CABINETS W	400	600	800	1000	400	600	800	1000	400	600	800	1000
Code	**PC23A**	**PC25A**	**PC27A**	**PC29A**	**PC43A**	**PC45A**	**PC47A**	**PC49A**	**PC63A**	**PC65A**	**PC67A**	**PC69A**

INTERNAL PLATE FOR MOULDED-CASE CIRCUIT BREAKERS, in galvanised sheet.

H	200			400			600					
W	250	450	650	250	450	650	250	450	650			
FOR CABINETS W	600	800	1000	600	800	1000	600	800	1000			
Code	**PI22/5**	**PI24/5**	**PI26/5**	**PI42/5**	**PI44/5**	**PI46/5**	**PI62/5**	**PI64/5**	**PI66/5**			

DIN GUIDE WITH SUPPORTS AND SPACERS

DESCRIPTION	W300 mm supports with 2 W83 mm spacers	W500 mm supports with 2 W83 mm spacers	W700 mm supports with 2 W83 mm spacers	W900 mm supports with 2 W83 mm spacers
Codice	**SMG/300**	**SMG/500**	**SMG/700**	**SMG/900**

CHANNEL SUPPORT to combine with SV vertical column and CMC boxes.

DESCRIPTION	Channel support for modular elements (10 pieces)	
Code	**SC125**	

DIN GUIDE INSTALLATION SUPPORT, to combine with SV internal frame (DIN GUIDE by customer)

DESCRIPTION	Omega mounting support on DRC column (10 pieces)	
Code	**SC150**	

STAINLES STEEL

Ventilation system

Wall ventilation system

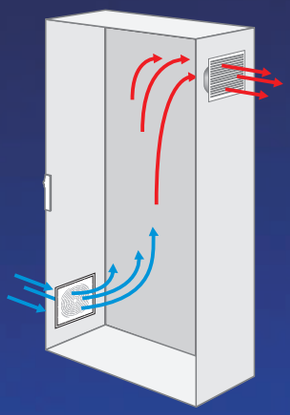



Aria - page 140
a complete range of fans and filters for electric boards heat exchange.
Quick snap-mounting system; hinged front.
Polyurethane sealing gaskets.

Roof ventilation system

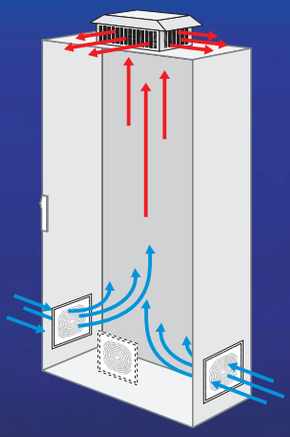

ZTE tower - page 142
extracting tower for electric boards heat exchange.
Finned lower base and centrifugal fan.
Polyurethane sealing gaskets.

wall ventilation system



Fans and filters for air exchange for electric boards. Designed and produced in Italy; characterized by a quick snap-mounting system and a hinged front grid to make cloth filter cleaning/replacement more rapid; motors installed on bearings; more than 40.000h reliability; polyurethane sealing gaskets.

Material:
ABS UL94-V0 prot. UVA

Approvals:
2011/65/CE
1272/2008/CE
EN 62 208 • EN 61 439-1

TYPE 1, 12 • Standard 508
NEMA 1, 12 • Standard 250
FILE NR. E 238294

IP52 EN 62 208 • EN 61 439-1
IK08 EN 62 208 • EN 61 439-1

200m³/h Ventilation

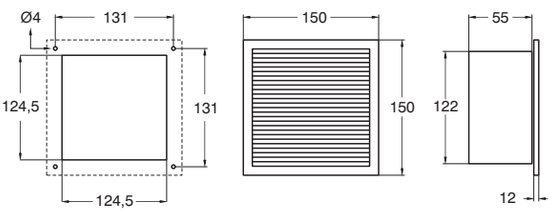

200m³/h ventilation set

Description	Order code	Pack	Rated operational voltage	Rated operational current	Power consumption	Noise level	Air flow (free intake)	Air flow with filter set (filter included)	Operation temperature		
		pieces	V-ph-Hz	A	W	dB (A)	m³/h	m³/h	°C	Kg	m³
Fan with filter	**ARIA-V150-1.**	1	230, 1~,50/60	0,14/0,12	22/21	45/50	200	156/150	da -10 a +70	0,8	0,01
Fan with filter	**ARIA-V150-2.**	1	115, 1~,50/60	0,26/0,24	22/20	45/50	200	156/150	da -10 a +70	0,8	0,01
Fan with filter	**ARIA-V150-3.**	1	24 (DC)	0,40	9,6	48	235	176	da -10 a +70	0,8	0,01
Fan with filter	**ARIA-V150-4.**	1	24 (AC) - 60	0,70	11	47	165	128	da -10 a +70	0,8	0,01
Outlet filter	**ARIA-F150.**	1	-	-	-	-	-	-	da -30 a +80	0,2	0,01

ADD **G - W - B - C - S** EXTENSION AFTER THE POINT TO COMPLETE ORDER CODE
ADD **-UL** EXTENSION AFTER COLOUR ABBREVIATION TO COMPLETE ORDER CODE (Ex. ARIA-V150-1.G-UL)

340/520m³/h Ventilation

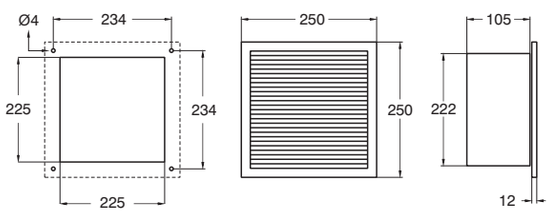

340/520m³/h ventilation set

Description	Order code	Pack	Rated operational voltage	Rated operational current	Power consumption	Noise level	Air flow (free intake)	Air flow with filter set (filter included)	Operation temperature		
		pieces	V-ph-Hz	A	W	dB (A)	m³/h	m³/h	°C	Kg	m³
Fan with filter	**ARIA-V250-1.**	1	230, 1~,50/60	0,28/0,24	25/26	51/55	340	265/244	da -10 a +80	1,7	0,01
Fan with filter	**ARIA-V250-2.**	1	115, 1~,50/60	0,65/0,54	22/20	52/55	340	265/244	da -10 a +80	1,7	0,01
Outlet filter	**ARIA-F250.**	1	-	-	-	-	-	-	da -30 a +80	0,5	0,01

ADD **G - W - B - C - S** EXTENSION AFTER THE POINT TO COMPLETE ORDER CODE
ADD **-UL** EXTENSION AFTER COLOUR ABBREVIATION TO COMPLETE ORDER CODE (Ex. ARIA-V150-1.G-UL)

technical data subject to change without notice



G - W - B - C - S EXTENSIONS DEFINE THE COLOUR OF THE FILTER.
-UL EXTENSION DEFINES THE MARK OF THE COLOUR (Ex. ARIA-F150.G-UL)

800/1000m³/h Ventilation

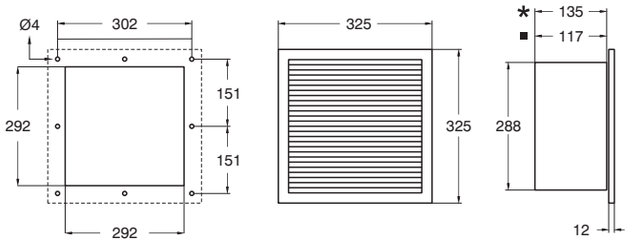

800/1000m³/h ventilation set

Description	Order code	Pack	Rated operational voltage	Rated operational current	Power consumption	Noise level	Air flow (free intake)	Air flow with filter set (filter included)	Operation temperature		
		pieces	V-ph-Hz	A	W	dB (A)	m³/h	m³/h	°C	Kg	m³
* Fan with filter	**ARIA-V325-1.**	1	230, 1~,50/60	0,29/0,33	62/75	59/61	1000	780/790	da -15 a +55	2,5	0,02
■ Fan with filter	**ARIA-V325-2.**	1	230, 1~,50/60	0,20/0,22	55/50	65/70	800	624/632	da -15 a +55	2,5	0,02
* Fan with filter	**ARIA-V325-3.**	1	115, 1~,50/60	0,58/0,70	64/80	66/62	1000	780/790	da -15 a +55	2,5	0,02
Outlet filter	**ARIA-F325.**	1	-	-	-	-	-	-	da -15 a +55	0,8	0,01

ADD **G - W - B - C - S** EXTENSION AFTER THE POINT TO COMPLETE ORDER CODE
ADD **-UL** EXTENSION AFTER COLOUR ABBREVIATION TO COMPLETE ORDER CODE (Ex. ARIA-V150-1.G-UL)

1 HE - 486/972 m³/h drawer-mounted fans



An efficient quick-insert fan system which optimize and uniform electric-board and 19" rack data server heat exchange. Provided with front warning led and back power connector.

Material: 1,5/2 mm thick anodized alluminium.

Approvals:

IP20 EN 62 208 • EN 61 439-1
IK08 EN 62 208 • EN 61 439-1
TYPE 1 • Standard 508
NEMA 1 • Standard 250
EN 62 208 • EN 61 439-1
2011/65/CE
1272/2008/CE

1 HE drawer-mounted fan for Rack 19"

Description	Order code	Pack	Rated operational voltage	Power consumption	Air flow	Operation temperature	Dimensions WxD	Height 1HE
		pieces	V-ph-Hz	W	m³/h	°C	mm	mm
3 fan drawer	**VE3322**	1	230, 1~,50/60	45	486	da -10+70	430 x 208	43,6
6 fan drawer	**VE6622**	1	230, 1~,50/60	90	972	da -10+70	430 x 330	43,6

115 VA AND 24 VDC AVAILABLE ON REQUEST

roof ventilation system

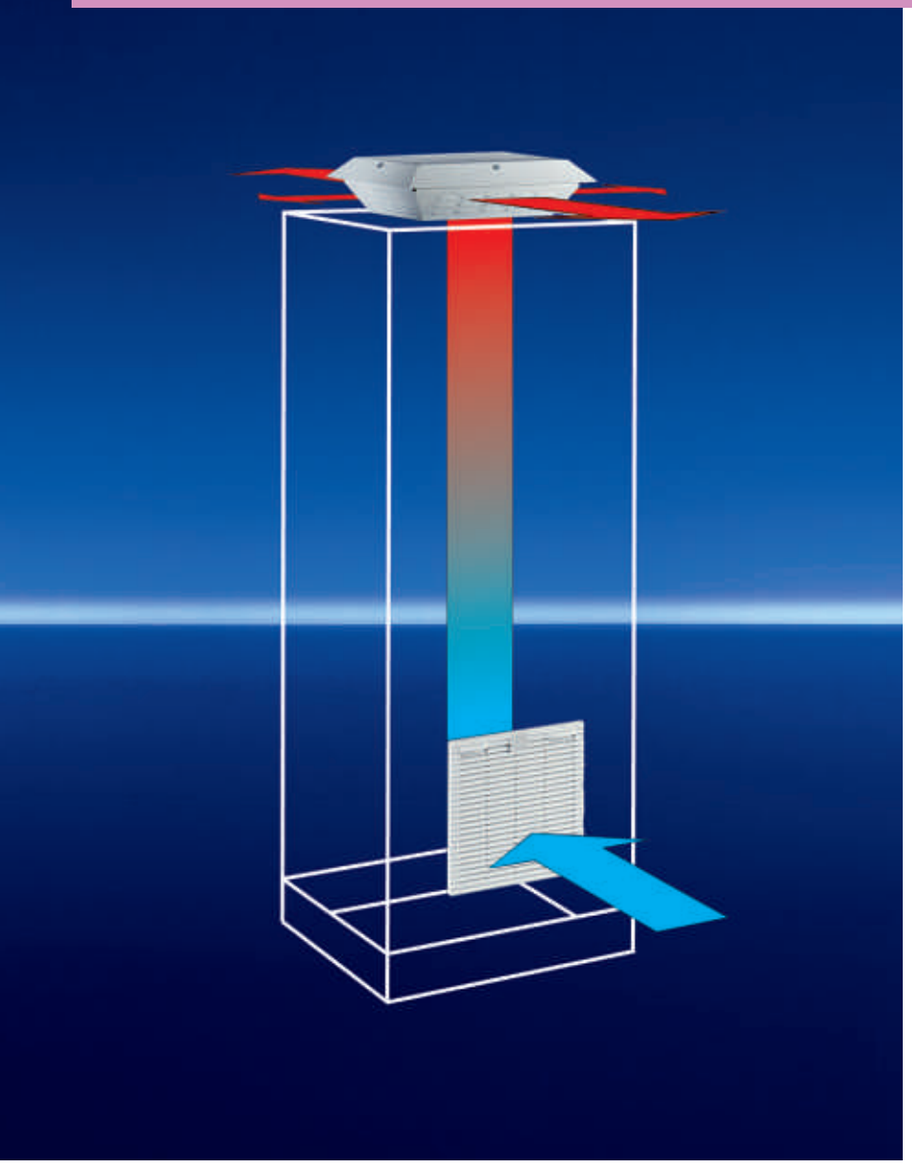

Roof ventilation system:
Towers with no maintenance needs, for electric boards air exchange/extraction.
Designed and produced in Italy; characterized by steel sheet housings and finned lower base; high-head centrifugal-fans generated flow; more than 40.000h reliability; terminal box connection; polyurethane sealing gaskets.
All the articles are ready to be installed and provided with mounting screws. Available in RAL7032 and RAL7035 textured.
Combine towers to ARIA-F150, ARIA-F250 and ARIA-F325 inlet filters at page 138-139, to create ventilation systems, according to the following table:

Painting:
Thermosetting powders.

Material:
1,5 mm thick carbon steel. 1,5 mm thick AISI 304 stainless-steel.
Fine scotch brite medium satin, 240 grit.
In AISI 316 stainless-steel on request.

Standard colours:
RAL7035 textured
RAL7032 on request

Approvals:

IP43 EN 62 208 • EN 61 439-1
IK10 EN 62 208 • EN 61 439-1

EN 62 208 • EN 61 439-1

TYPE 1 • Standard 508
NEMA 1 • Standard 250
FILE NR. E 238294

2011/65/CE

1272/2008/CE

Order code	Grid number	Grid combination	Air flow with filter set	
		m³/h	m³/h	
ZTE600	3	ARIA-F150	468	
ZTE600	2	ARIA-F250	530	
ZTE600	1	ARIA-F325	540	
ZTE1000	5	ARIA-F150	780	
ZTE1000	3	ARIA-F250	795	
ZTE1000	2	ARIA-F325	780	
ZTE1500	8	ARIA-F150	1248	
ZTE1500	4	ARIA-F250	1150	
ZTE1500	2	ARIA-F325	1170	
ZTE2100	5	ARIA-F250	1435	
ZTE2100	3	ARIA-F325	1638	
ZTE3000	8	ARIA-F250	2130	
ZTE3000	4	ARIA-F325	2150	
ZTE4000	6	ARIA-F325	2390	

600/1000 m³/h roof ventilation systems

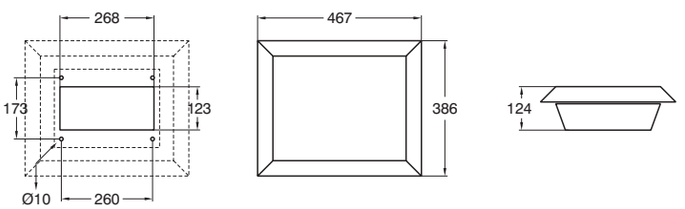

600/1000 m³/h roof ventilation systems

Description	Order code	Pack	Rated operational voltage	Rated operational current	Power consumption	Noise level	Capacitor	Air flow (free intake)	Operation temperature		
		pieces	V-ph-Hz	A	W	db	μF-V	m³/h	°C	Kg	m³
External-protection fan	**ZTE600-1.X**	1	230, 1~,50/60	0,30	70	71/72	2-450	600	da 0 a +70	10,4	0,03
External-protection fan	**ZTE600-2.X**	1	115, 1~,60/50	0,80	90	71/72	5-370	600	da 0 a +70	10,4	0,03
External-protection fan	**ZTE1000-1.X**	1	230, 1~,50/60	0,53/0,75	118/170	72/71	5-450	1000	da 0 a +70	10,6	0,03
External-protection fan	**ZTE1000-2.X**	1	110, 1~,50	1,13	120	72/71	20-250	1000	da 0 a +70	10,6	0,03
External-protection fan	**ZTE600-1.X-UL**	1	230,1~,50/60	0,30	70	71/72	2-450	600	da 0 a +70	10,4	0,03
External-protection fan	**ZTE600-2.X-UL**	1	115,1~,60/50	0,80	90	71/72	5-370	600	da 0 a +70	10,4	0,03
External-protection fan	**ZTE1000-1.X-UL**	1	230,1~,50/60	0,75	170	72/71	5-440	1000	da 0 a +70	10,6	0,03
External-protection fan	**ZTE1000-2.X-UL**	1	115~,60/50	1,5	170	72/71	20-250	1000	da 0 a +70	10,6	0,03

SUBSTITUTE **X** with: **G** for RAL7032; **W** for RAL7035; **A** for stainless-steel.

technical data subject to change without notice

1500/2100 m³/h roof ventilation systems

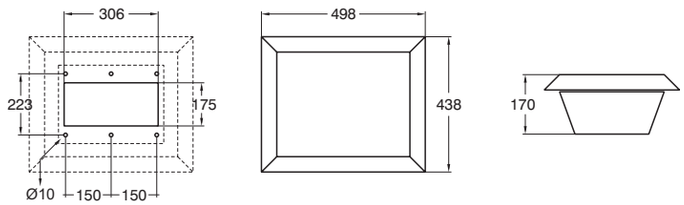

1500/2100 m³/h roof ventilation systems

Description	Order code	Pack	Rated operational voltage	Rated operational current	Power consumption	Noise level	Capacitor	Air flow (free intake)	Operation temperature		
		pieces	V-ph-Hz	A	W	db	μF-V	m³/h	°C	Kg	m³
External-protection fan	**ZTE1500-1.X**	1	230, 1~,50	0,73	165	74/75	5-450	1500	da 0 a +70	13,4	0,04
External-protection fan	**ZTE1500-2.X**	1	115, 1~,60	1,96	215	75	20-370	1500	da 0 a +70	13,4	0,04
External-protection fan	**ZTE1500-2.X-UL**	1	115, 1~,60	1,96	215	75	20-370	1500	da 0 a +70	13,4	0,04
External-protection fan	**ZTE2100-1.X**	1	230, 1~,50	1,00	240	78	8-450	2100	da 0 a +70	14	0,04

SUBSTITUTE **X** with: **G** for RAL7032; **W** for RAL7035; **A** for stainless-steel.

2800/3100 m³/h roof ventilation systems

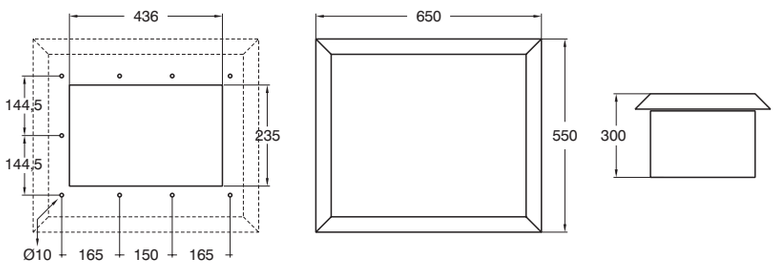

2800/3100 m³/h roof ventilation systems

Description	Order code	Pack	Rated operational voltage	Rated operational current	Power consumption	Noise level	Capacitor	Air flow (free intake)	Operation temperature		
		pieces	V-ph-Hz	A	W	db	μF-V	m³/h	°C	Kg	m³
External-protection fan	**ZTE3000-1.X**	1	230, 1~,50/60	1,20	300	69	12-400	2800	da 0 a +70	29,3	0,12
External-protection fan	**ZTE4000-1.X**	1	230, 1~,50/60	1,20	300	78	12-400	3100	da 0 a +70	31,5	0,12

SUBSTITUTE **X** with: **G** for RAL7032; **W** for RAL7035; **A** for stainless-steel.

Ventilation chimneys

To be installed on cabinets roof to create a natural or a forced convective thermal system.

Painting:
Thermosetting powders.

Material:
1,5 mm thick steel sheet.

Standard colours:
RAL7035 textured
RAL7032 on request

Degree of Protection:
IP54 EN 60529
IK10 EN 62262

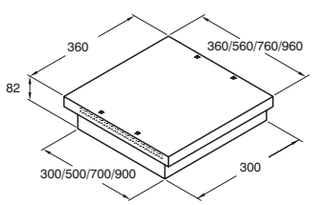

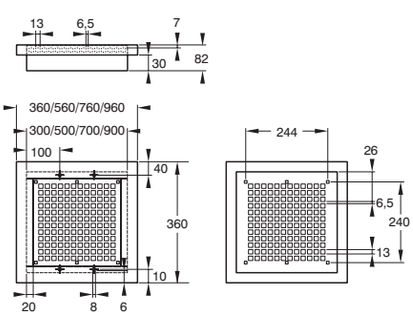

Ventilation chimneys

DIMENSION	360 x 360 x 80	560 x 360 x 80	760 x 360 x 80	960 x 360 x 80
Steel **Code**	**C1.35**	**C2.35**	**C3.35**	**C4.35**
Stainless-steel **Code**	**C1A**	**C2A**	**C3A**	**C4A**

Anti-condensation heaters: for carpentry thermoregulation. The aluminium-profile structure generates a draught effect which allows a uniform distribution of temperature in the carpentry. Heaters are designed for permanent operation.

Rated voltage: 120-240V AC/DC* (min.110V - max 265V).
Heating element: PTC thermistor, temperature restriction.
Radiator: Anodised aluminium profile
Connection: 3 flexible pressure clamps for conductor (with 0,5-1,5 sqmm terminal)
Connection box: UL94-V-0 plastic, black.
Fixing: Clip for 35 mm DIN guide, EN60715.
Installation position: Vertical (airflow on top/bottom connection).
Operation environment temperature: -45°C - +70°C (-49°F - +158°F).
Protection class: IP20/I (earthed protective conductor).
Approvals: CE - VDE - UL File E150057.

Anti-condensation heaters

DIMENSIONS mm	H109xW70xD60	H109xW70xD60	H109xW70xD60	H184xW70xD60	H184xW70xD60	H264xW70xD60	1-piece pack
DESCRIPTION	15W	30W	45W	75W	100W	150W	
Code	**VR1415**	**VR1430**	**VR1445**	**VR1475**	**VR14100**	**VR14150**	

SMALL anti-condensation heaters for carpentry thermoregulation.

Rated voltage: 120-240V AC/DC* (min.110V - max 265V).
Heating element: PTC thermistor, temperature restriction.
Radiator: Anodised aluminium profile
Fixing: Clip for 35 mm DIN guide, EN60715.
Installation position: Vertical (airflow on top/bottom connection).
Operation environment temperature: -45°C - +70°C (-49°F - +158°F).
Protection class: IP44/I (earthed protective conductor).
Approvals: CE - VDE - UL File E150057.

Anti-condensation heaters

DIMENSIONS mm	H62xW50xD25	H72xW50xD25	H82xW50xD25				1-piece pack
DESCRIPTION	10W with cable	20W with cable	30W with cable				
Code	**VR4710**	**VR4720**	**VR4730**				

Anti-condensation heating fan to prevent excessive cooling. The integrated axial-flow fan guarantees forced air circulation, by uniforming the temperature in the carpentry. Connection with an internal clamp. Provided with a temperature monitoring device for overheating protection in case of fan malfunctioning.

Rated voltage: 230 V AC 50/60Hz.
Heating element: Resistance heating.
Temperature monitoring device: Overheating protection in case of fan malfunctioning.
Radiator: Anodised aluminium profile
Surface temperature: Max 75°C (400 W).
Axial-flow fan: Capacity, free aeration.
Ball-bearing installation: capacity: 45mc/h(50Hz) or 54mc/h(60Hz). DC capacity: 54mc/h. Lenght: 50.000h at 25° (77°F).
Connection: internal connection clamp, 1,5 sqmm, anti-traction device max 0,8 Nm tightening torque.
Connection box: UL94-V-0 plastic, black.
Fixing: Clip for 35 mm DIN guide, EN60715.
Installation position: Vertical (airflow on top).
Operation environment temperature: -45°C - +70°C (-49°F - +158°F).
Protection class: IP20/I (earthed protective conductor).
Approvals: CE - VDE - UL File E150057.

Anti-condensation heaters WITH FANS

DIMENSIONS mm	H178xW80xD80	H252xW80xD80					1-piece pack
DESCRIPTION	250W with fan	400W with fan					
Code	**VR46250**	**VR46400**					

Protective casing: filters and fans protection device for a higher protection level; for 150x150 mm, 250x250 mm and 325x325 mm filters/fans, with bottom airflow.

Material: 15/10 thick steel sheet, thermosetting powders painted.
Colours: RAL7035 textured - RAL7032 textured on request.
Material: 15/10 thick AISI 304 stainless-steel sheet
Finish: Fine scotch brite medium satin

Protective casing in:

Painted Sheet

DIMENSIONS mm	H222xW200xD42	H343xW330xD54	H415xW390xD60	1-piece pack
Code	**VE1300.35**	**VE2500.35**	**VE3500.35**	

Stainless-steel

DIMENSIONS mm	H222xW200xD42	H343xW330xD54	H415xW390xD60	1-piece pack
Code	**VE1300A**	**VE2500A**	**VE3500A**	

Replacement cloth filter: small mesh cloth; it withstands up to 100° C. Contaminated air side: open structure. Clean air side: closed structure. It filters almost every type of dust with a grain size higher than 10 µm.

Filter class: G3 EN779
Filtering element: in polyester fibre, class 1 DIN 53.438

Cloth filter

DIMENSIONS mm	SMALL cloth filter H114 x W114 x D8	MEDIUM cloth filter H214 x W199 x D8	LARGE cloth filter H282 x W273 x D8	1-piece pack
Code	**F1515**	**F2525**	**F3535**	

Mechanical thermostats for fans and signaling elements. Through temperature measurement, the thermostat controls resistive and inductive loads. If the fixed temperature is equal to the higher switching point value, the NC contact opens. If the fixed temperature, hysteresis (and tolerance) deducted, is equal to the lower switching point value, the NC contact closes.

Switching hysteresis:	5 K (tolerance value -3/+2 K).	**Max ign. Current:**	10 A AC for 10 sec.
Sensor:	Bimetal.	**Connection:**	4-pin clamp, 2,5 sqmm rigid wire, max tightening torque 0,5 Nm.max 0,5 Nm.
Contact type:	exchange contact (with snap-acting contacts)	**Fixing:**	Clip for 35 mm DIN guide, EN60715
Switching current:	10 mA.	**Housing:**	UL94-V-0 plastic, grey.
Max breaking capacity:	250 A AC. 10 (4)A.	**Dimensions and weight:**	H67 x L50 x P38 mm - 0,1 Kg.
Breaking contact:	120 V AC. 10 (4)A - 30 W DC.	**Working temperature:**	-45°C - +65°C (-49°F - +149°F).
Max breaking capacity:	250 A AC. 5 (2)A.	**Protection class:**	IP20.
Closing contact:	120 V AC. 5 (2)A - 30 W DC.	**Approvals:**	CE - VDE - UL File E164102.

Thermostats

DESCRIPTION	4-pin therm. N/C-N/A			1-piece pack
Code	**VR1060**			

Thermostats: Art. **VR0601** - NC Contact for heating devices adjustment.
Art. **VR0602** - NO contact for cooling devices, fans and exchangers adjustment.

Switching hysteresis:	5 K (tolerance value +-4K).	**Fixing:**	Clip for 35 mm DIN guide, EN60715
Sensor:	Bimetal.	**Housing:**	UL94-V-0 plastic, grey.
Contact type:	snap-acting contacts.	**Dimensions and weight:**	H60 x L33 x P43 mm - 40 g.
Max breaking capacity:	250 A AC. 10 (2)A.	**Working temperature:**	-45°C - +80°C (-49°F - +176°F).
Breaking contact:	120 V AC. 15 (2)A - 30 W DC.	**Protection class:**	IP20.
Max ignition current:	16 A AC for 10 sec.	**Approvals:**	CE - VDE - UL File E164102.
Connection:			

Thermostats

DESCRIPTION	2-pin therm. NC	2-pin therm. NO		1-piece pack
Code	**VR0601**	**VR0602**		

Mechanic humidistat. It measures air humidity in metallic carpentries. Once the pre-fixed humidity value is reached, it turns on the heating system to avoid condensation on electric and electronic components.

Hysteresis (relative humidity):	4% RH (tolerance +-3%).	**Fixing:**	Clip for 35 mm DIN guide, EN60715
Max acceptable air speed:	15 m/s.	**Housing:**	UL94-V-0 plastic, grey.
Contact type:	exchange contact (with snap-acting contacts).	**Dimensions and weight:**	H67 x L50 x P38 mm - 60 g.
Min breaking capacity:	20 VAC/DC. 100 mA.	**Working environment temperature:**	-0°C - +60°C (+32°F - +140°F).
Max breaking capacity:	250 V AC. 5A - 20 W DC.	**Protection class:**	IP20.
Max ignition current:	5 A AC.	**Approvals:**	CE - VDE - UL File E164102.
Connection:	3-pin clamp, 2,5 sqmm rigid wire, max tightening torque 0,5 Nm, 1,5 sqmm flexible wire (with terminal).		

Humidistat

DESCRIPTION	Humidistat 35/95%			1-piece pack
Code	**VR3595**			

Omega adhesive support is an accessories for fixing small devices or 35 mm pre-drilled DIN guide to EN 60715. It is possible to fix devices in a quick and easy way, without drilling. It is an easy way to install devices even in limited spaces or in case of retrofitting. Plastic adhesive element with an high bearing capacity.
The industrial adhesive tape remains stable with aging and grants a good level of security.



Support

DESCRIPTION	OMEGA adhesive support			5-piece pack
Code	**VR9510**			

Purge valve and Condensation absorber to dissipate condensation in carpentry.

Purge valve and Condensation absorber

DESCRIPTION	Purge valve: threaded joint for pressure compensation Dim. Ø 60x37mm (WxH). Protection Level IP66 EN 60 529	2-piece pack	Condensation absorber: threaded joint for drainage Dim. Ø 60x50mm (WxH). Protection Level IP66 EN 60 529	1-piece pack
Code	**VR2010**		**VR2020**	

accessories

Lighting systems page 148

Locking systems for DRC/JA/EC/VFR/KM-KQ cabinets page 150

Lock inserts for boxes and desks page 152

Keys for locks page 154

Hinges for cabinets and boxes page 155

Accessories for cabinet's doors and desks page 155

Screws and washers page 156

Supports page 158

Retouching paint page 158

General gaskets page 159

sheet metal accessories: technical data

Plinths and bases page 160

Panels and doors page 162

Internal/external page 164

stainless-steel accessories: technical data

Plinths and bases page 174

Panels and doors page 176

Internal/external page 178

Fluorescent Lamp for carpentry interior lighting; easy to install thanks to two stainless-steel mounting brackets to be screwed directly to cabinets structure.

Supply: 230 V - 50 Hz.
Power: 18 W and 30 W.
Lamp type: T8 fluorescent with electronic ballast.
Connection: 2,5 sqmm 3-pin terminal anti-traction tightening torque up to 0, 8 Nm available.
Fixing: Bracket with screws.

Dimensions - Weight: 18 W W667 x H62 x D35 mm - 0,85 Kg. 30 W W950 x H62 x D35 mm - 1,25 Kg.
Environmental operating temperature: -20°C - +50°C (-4°F - +122°F).
Degree of protection: IP20.
Approvals: CE.

Fluorescent Lamps

DIMENSIONS mm	L667	L950					1 piece per pack
DESCRIPTION	18W	30W					
Code	**VL2518**	**VL2530**					

LED Lamps suitable for every kind of carpentry, especially in limited spaces. This kind of lamps has a long useful life thanks to LED technology. Output power value allows o connect up to 10 lamps (daisy chain). Both input and output plugs are provided with instantaneous locking system in their own socket. Embedded power supply unit and plug-in connection make installation faster.

Rated voltage: 100-240 V AC 50/60 Hz (min. 90 V-AC max 265 V-AC).
Power consumption: Max 5 W.
Luminous intensity: 290 Lm at 120° (equal to 870 Lm at 360° or to 75 W for incandescent lamps).
Lamp: 120° beam angle LED (day-light colour, colour temp. 6.500K).
Switch: ON/OFF switch for lamp.

Connection: 2-pin plug with instantaneous locking system. AC max 2,5 A / 240 V - AC, white - - DC max 2,5A / 60 V - DC, blue.
Fixing: M5 screw fixing system, 250 mm distance.
Dimensions – weight: W351 x H36 x P32 mm - 0,2 Kg approx.
Environmental operating temperature: -30°C - +60°C (-22°F - +140°F).
Degree of protection: IP20 (double insulating).
Approvals: VDE - UL.

Led lamp

DESCRIPTION	5W with screw-fixing connector	5W with magnet-fixing connector		1 piece per pack
Code	**VL2560**	**VL2561**		

Portable Lamps with switch or sensor (to avoid switches on doors). Motion detector turns the light on when the door is open, activation time is updated at every motion detection. Sensor does not detect motion in the external part of the door, so it can be used for glass-door cabinets.

Luminous intensity: 1000 Lm (equal to 100 W/230 V for incandescent lamps).
Lamp: Low consumption lamp, lamp carrier E27.
Rated voltage: 230 V AC 50 Hz.
Potenza assorbita: 20 W. Power consumption: 20 W.
Switch: ON/OFF switch for lamp or Detector.
Connection: 2,5 sqmm 3-pin terminal anti-traction tightening torque up to 0,5 Nm available. Lg. 2mm electric cable with Euro plug (vertical use) as per art. VL2610.

Fixing: Screw fixing system or adhesive-label fixing system.
Housing: UL94 V-0 plastic, luminous grey.
Environmental operating temperature: -20°C -+50°C (-4°F -+228°F).
Degree of protection: IP20 II (double insulating).
Approvals: CE.

Portable lamps

DESCRIPTION	20W + Switch	20W + Detector	20W manual				1 piece per pack
Code	**VL2600**	**VL2601**	**VL2610**				



Adhesive supports pair

DESCRIPTION	Per VL2600/1/10	1 piece per pack
Code	**VL9515**	

Magnet supports pair

DESCRIPTION	Per VL2600/1/10	1 piece per pack
Code	**VL9516**	

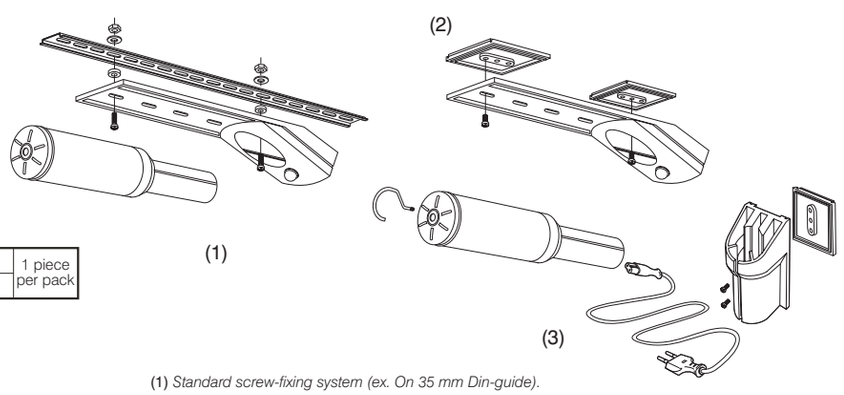

(1) *Standard screw-fixing system (ex. On 35 mm Din-guide).*

(2) *2 adhesive-label fixing system, art. Code 09515.0-00.*

(3) *Lamp supporting system with 2m cable with plug, hook and adhesive-label fixing system, art. Code 03410.0-00. By adding a further support, lamp could be used also as a portable flashlight.*

Magnetic lamp can be easily installed at every point inside steel carpentries. Built-in socket allows connection with other electric devices. Lamp can be also installed on DIN guide.

Rated voltage:	230 V AC 50 Hz.
Rated voltage:	11 W.
Power consumption:	16,0 A.
Luminous intensity:	900 Lm (equal to 75 W/230 V 60W/120 for incandescent lamps).
Lamp:	low consumption lamp with built-in power ballast.
Switch:	ON/OFF switch for lamps.
Connection:	2,5 sqmm 3-pin terminal anti-traction tightening torque up to 0, 8 Nm available.
Fixing:	Magnetic fixing system for steel sheet.
Dimensions – weight:	355 x 65 x 70 mm - 1,00 Kg approx.
Environmental operating temperature:	-20°C - +50°C (-4°F - +228°F).
Degree of protection:	IP20.
Approvals:	CE - VDE.

Magnetic lamp

DIMENSIONS mm	L355						1 piece per pack
DESCRIPTION	11W + LG socket						
Code	**VL2511**						

Blinking devices

Single and double bracket in 15/10 thick painted steel sheet, for single or hinged door, for fixing blinking signalling devices and micro-switch; pre-drilled for installation on DRC/KA/EC/VFR carpentries' structures.

Single bracket

DESCRIPTION	For single door blinking device			1 piece per pack
Code	**DRC932**			

Double bracket

DESCRIPTION	For hinged door blinking device			1 piece per pack
Code	**DRC933**			

Safety blinking devices
A safety device is a device for signalling supply conditions of an electric device board; it is installed inside DRC/KA/EC/VFR boards, in a way that it is visible as doors are opened and it is connected downstream of the input line switch.

THE DEVICE IS PROVIDED WITH:
DRC934 - DRC935: Sheet bracket – multi-voltage blinking device (from 110/290V single-phase to 220/500V triple-phase) modifying connection – 1 limit switch with NC/NO contacts.
DRC934/BL - DRC935/BL: Sheet bracket – multi-voltage blinking device (from 110/290V single-phase to 220/500V triple-phase) modifying connection – 1 limit switch with NC/NO contacts – 1 limit switch with locking button for open-boards tests.



Safety blinking devices

DESCRIPTION	For single door with blinker and 1 limit switch	For single door with blinker and 2 limit switches	For hinged door with blinker and 1 limit switch	For hinged door with blinker and 2 limit switches	1 piece per pack
Code	**DRC934**	**DRC934/BL**	**DRC935**	**DRC935/BL**	

Limit switches for switching ON/OFF lamps and for other function when doors open. Switches are provided with bracket and screws for fixing on DRC/KA/EC/VFR carpentries' structure with no drills.

Limit switches with NC/NA contacts

DESCRIPTION	Door position micro-switch		1 piece per pack
Code	**VR0501**		

Approvals: CE - cULus - Gost

Limit switches with NC/NA contacts with locking button for open-boards tests.

DESCRIPTION	Door position switch with locking system		1 piece per pack
Code	**VR0502/BL**		

Approvals: CE - cULus

Locking system with insert

Inserts	Code	Pack
3mm double-comb	**DRC905**	1piece
7 mm triangle	**DRC942**	1piece
6 mm square	**DRC937**	1piece

Locking system with insert

Inserts	Code	Pack
Fiat	**DRC943**	1piece

Locking system with T-shaped external handle

Inserts	Code	Pack
Yale Standard Key	**DRC906**	1piece
Nr. 2132A Key	**DRC906/2132A**	1piece
Nr. 2132C Key	**DRC906/2132C**	1piece
Nr. 2132E Key	**DRC906/2132E**	1piece
Nr. 3121 Key	**DRC906/3121**	1piece
Nr. 3524E Key	**DRC906/3524E**	1piece

Internal locking system for hinged door

Inserts	Code	Pack
For hinged door	**DRC986**	1piece
For hinged door with H1800 mm posts	**DRC986/18**	1piece
For hinged door with H2000 mm posts	**DRC986/20**	1piece
For hinged door with H2200 mm posts	**DRC986/22**	1piece

Locking system with retractable handle

Inserts	Code	Pack
Yale standard key	**DRC907**	1piece
Nr. 455 key	**DRC9455**	1piece
Nr. 405 key	**DRC9405**	1piece
Nr. 421E key	**DRC9421**	1piece
Nr. 1242E key	**DRC91242**	1piece
Nr. A3132 Ronis key	**DRC3132A**	1piece
Nr. 313V2 Ronis key	**DRC313V2**	1piece
3mm double-comb	**DRC929**	1piece
Fiat	**DRC936**	1piece

Locking system with retractable handle and covered insert

Inserts	Code	Pack
Yale standard key	**DRC941**	1piece
Screwdriver-shaped key	**DRC876**	1piece
Button-shaped key	**DRC877**	1piece

Locking system with padlockable handle

Inserts	Code	Pack
Yale standard key	**DRC923**	1piece
Screwdriver-shaped key	**DRC878**	1piece
Button-shaped key	**DRC879**	1piece

3 mm PVC double-comb Zanardo's locking systems

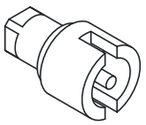

Description	Code	Pack
D93 Standard	**8009**	1piece
DCR-VFR-D93 for internal doors	**8009/P**	1piece

Chrome Zamak double-comb locking system

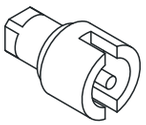

Description	Code	Pack
Tonda in zama per D93	**8000/FE**	1piece
Zamak round for D93	**8000/Inox**	1piece

Stainless-steel double-comb locking system

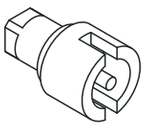

Description	Code	Pack
Stainless-steel 3mm AISI 304	**8010**	1piece

Chrome Zamak double-comb locking system
for internal doors

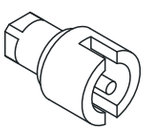

Description	Code	Pack
For D93 internal door (old style)	**8060**	1piece

PVC triangular locking system

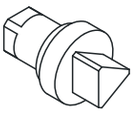

Description	Code	Pack
For D93	**8001**	1piece

Chrome Zamak triangular locking system

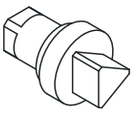

Description	Code	Pack
For D93	**8005**	1piece

Chrome Zamak FIAT locking system

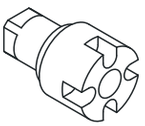

Description	Code	Pack
For D93	**8007**	1piece

Screwdriver-shaped insert locking system

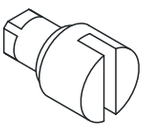

Description	Code	Pack
For D93	**8012**	1piece

Chrome Zamak square locking system

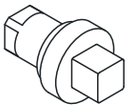

Description	Code	Pack
8x8 mm complete lock	**8013**	1piece
6x6 mm complete lock	**8014**	1piece
7x7 mm complete lock	**8018**	1piece

PVC locking system with YALE safety key

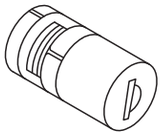

Description	Code	Pack
For D93	**8002**	1piece

FE YALE locking system

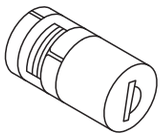

Description	Code	Pack
Standard key for D93	**8004**	1piece
312V2 key for D93	**8004/312V2**	1piece

PVC butterfly handle locking system with safety key

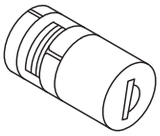

Description	Code	Pack
For D93	**8003**	1piece

Painted Zamak butterfly handle locking system with safety key

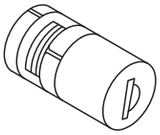

Description	Code	Pack
Standard key	**8006**	1piece
Nr. 405 key	**8006/405**	1piece
Nr. 405 ke5	**8006/455**	1piece
Nr. 1242 key	**8006/1242**	1piece

Painted Zamak padlockable butterfly handle locking system

Description	Code	Pack
For D93	**8011**	1piece

PVC butterfly handle locking system without key

Description	Code	Pack
For D93	**8015**	1piece

Padlockable cover for lock in 10/15 thick AISI 304 stainless-steel sheet, it can be installed later on D93/D01 boxes to cover the lock making it padlockable and protecting it against tampering.

DESCRIPTION	Padlockable cover for lock	1piece per pack		
Code	**DRC875**			

Double-comb key

DESCRIPTION	Double-comb metal key	1piece per pack	Double-comb PVC key for D93	1piece per pack
Code	**DRC908**		**DRC947**	

Triangular key

DESCRIPTION	Triangular metal key	1piece per pack	Triangular PVC key for D93	1piece per pack
Code	**DRC944**		**DRC948**	

Yale key

DESCRIPTION	Metal key for retractable handle	1piece per pack		
Code	**DRC907/CH**			

FIAT key

DESCRIPTION	FIAT metal key	1piece per pack		
Code	**DRC945**			

Hinges for cabinets and boxes

Zanardo's die-cast hinge for DRC, EC, KA, KM, KQ, VFR cabinet structures

Description	Code	Pack
Hinge for DRC/VFR	**DRC909**	1piece

Zanardo's chrome die-cast hinge for DRC, VFR stainless-steel cabinet structure

Description	Code	Pack
Hinge for DRC/VFR stainless-steel structure	**DRC909A**	1piece

Zanardo's die-cast hinge for painted doors

Description	Code	Pack
Hinge for DRC/VFR/KA/EC/KM-KQ external doors	**DRC909/P**	1piece



Hinge with 180° opening

Description	Code	Pack
180° hinge for DRC/VFR/KA/EC doors	**DRC897**	1piece

Hinge for cabinets internal door

Description	Code	Pack
Hinge for DRC/VFR/KA/EC internal door	**DRC909B**	1piece

Metal hinge for D93, D01 for doors and boxes

Description	Code	Pack
Metal hinge for D93 boxes	**DRC909/1**	1piece

Accessories for cabinet's doors and desks

Post lock for DRC/EC/KA/VFR/KM cabinets

Description	Code	Pack
Galvanised for DRC/KA/EC	**DRC991**	1piece
Steel for DRC	**DRC991A**	1piece
Galvanised for VFR	**DRC992**	1piece



Post-guide PVC lock for cabinet doors

Description	Code	Pack
For DRC/KA/EC/VFR/KM-KQ	**DRC988**	1piece

Back-fixing block for DRC cabinets

Description	Code	Pack
For DRC/VFR/KA	**DRC896**	1piece

Central lock with rubber for hinged doors

Description	Code	Pack
For DRC cabinets	**DRC920**	1piece
For VFR cabinets	**VFR920**	1piece

Door wind-proof stop for cabinets

Description	Code	Pack
For DRC/KA/EC/VFR	**DRC927**	1piece

Mechanical interlock for cabinet doors

Description	Code	Pack
For DRC/KA/EC	**DRC931**	1piece

Door's lock post for boxes and control consoles

Description	Code	Pack
For D93 boxes and LVD/LVE/LV/LVM/LM control consoles	**DRC928**	1piece
Stainless-steel	**DRC928A**	1piece

Gas springs for D93 doors

Description	Code	Pack
W200 mm - 200NW	**DRC786**	1piece
W600 mm - 600NW	**DRC776**	1piece

Flat countersunk head screw, cross-head

Dimensions mm	Code	Pack
6x35	**DRC950**	50 pieces

Flat countersunk head screw, cross-head

Dimensions mm	Code	Pack
6x25	**DRC951**	50 pieces

Flat countersunk head screw, cross-head

Dimensions mm	Code	Pack
6x12	**DRC952**	50 pieces

Hexagon screw with flange

Dimensions mm	Code	Pack
6x15	**DRC953**	50 pieces

Galvanised hexagon screw

Dimensions mm	Code	Pack
8x16	**DRC954**	50 pieces

Galvanised self-locking cross-head screw

Dimensions mm	Code	Pack
6x12	**DRC966**	50 pieces

Galvanised cross-head screw

Dimensions mm	Code	Pack
6x12	**DRC955**	50 pieces

Galvanised Combi T.B.L. head screw

Dimensions mm	Code	Pack
6x20	**DRC956**	50 pieces

Galvanised Combi T.B.L. head screw

Dimensions mm	Code	Pack
6x35	**DRC957**	50 pieces

Galvanised Combi T.S.C. head screw for ES

Dimensions mm	Code	Pack
6x25	**DRC893**	50 pieces

Galvanised Combi T.B.L. head screw for KX

6x25	**DRC984**	50pz.

Self-threading hexagon screw

Dimensions mm	Code	Pack
6x16	**DRC949**	50 pieces

Self-threading oval screw, cross-head

Dimensions mm	Code	Pack
5,5x13	**DRC959**	50 pieces

Self-threading half- oval screw, cross-head

Dimensions mm	Code	Pack
5,5x13	**DRC960**	50 pieces

Self-threading Combi-head screw

Dimensions mm	Code	Pack
5x15	**DRC961**	50 pieces

Self-drilling flat countersunk cross-head screw

Dimensioni mm	Codice	Conf.
5x15	**DRC962**	50pz.



Self-drilling hexagon screw

Dimensioni mm	Codice	Conf.
4x15	**DRC963**	50pz.

Galvanised washer

Dimensions mm	Code	Pack
6x18	**DRC978**	50 pieces

Galvanised washer

Dimensions mm	Code	Pack
8x24	**DRC977**	50 pieces

Screw set for DRC/KA side panels

Dimensions mm	Code	Pack
for DRC/KA side panels	**DRC985**	1 pieces



Screw set for DRC stainless-steel side panels

Dimensions mm	Code	Pack
for DRC stainless-steel side panels	**DRC985A**	1 pieces

M5 zinc-passivated cage nut

Dimensions mm	Code	Pack
8,3x8,3	**DRC976**	50 pieces



M6 zinc-passivated cage nut for Rack 19" and modular panels (KX)

Dimensions mm	Code	Pack
8,3x8,3	**DRC975**	50 pieces



M6 zinc-passivated cage nut

Dimensions mm	Code	Pack
9,5x9,5	**DRC974**	50 pieces



M8 zinc-passivated cage nut

Dimensions mm	Code	Pack
12,5x12,5	**DRC973**	50 pieces



M12 zinc-passivated cage nut

Dimensions mm	Code	Pack
14x14	**DRC972**	50 pieces



Stainless-steel cage nut

Dimensions mm	Code	Pack
8,3x8,3 / M6 forr Rack 19"	**DRC999**	50 pieces

M5 galvanised nut

Dimensions mm	Code	Pack
M5	**DRC971**	50 pieces



M6 galvanised nut

Dimensions mm	Code	Pack
M6	**DRC970**	50 pieces



Self-locking M6 galvanised nut

Dimensions mm	Code	Pack
Self-locking M6	**DRC964**	50 pieces



Self-locking stainless-steel M5 nut

Dimensions mm	Code	Pack
Self-locking M5	**DRC965**	50 pieces



M6 galvanised flanged nut

Dimensions mm	Code	Pack
Flanged M6	**DRC969**	50 pieces



M8 galvanised nut

Dimensions mm	Code	Pack
M8	**DRC968**	50 pieces



M8 galvanised flanged nut

Dimensions mm	Code	Pack
Flanged M8	**DRC967**	50 pieces

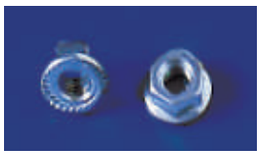

M12 galvanised nut

Dimensions mm	Code	Pack
M12	**DRC925**	10 pieces

Galvanised spacers

Dimensions mm	Code	Pack
M6x11 CH13	**DRC982**	10 pieces
M6x16 CH13	**DRC981**	
M6x82 CH13	**DRC979**	
M8x40 CH13	**DRC980**	



Supporti per strumenti. Quadrati e tondi che applicati nella parte posteriore degli stessi permettono l'alloggiamento delle canaline porta cavi all'interno dell'anta.

Material: 15/10 thick Sendzimir pre-galvanised sheet

Buttons

DESCRIPTION	Ø22 button	Ø30 button			50 pieces per pack
Code	**SC22**	**SC30**			



Tools

DESCRIPTION	72x72 mm tool	96x96 mm tool			10 pieces per pack
Code	**SC72**	**SC96**			

Retouching paint

Retouching paint colour RAL7032

DESCRIPTION	RAL7032		1 pieces per pack
Code	**DRC930**		

Retouching paint colour RAL7035

DESCRIPTION	RAL7035		1 pieces per pack
Code	**DRC930.35**		

General gaskets



Bi-adhesive Velcro, for fixing keyboard on LAN cabinets.

DESCRIPTION	Bi-adhesive Velcro for fixing keyboard		4 pieces per pack
Code	**DRC919**		

Rubber adhesive gasket, to increase protection degree for carpentries.

DIMENSIONS mm	3x10		Code per metre
Code	**DRC914**		

Rubber adhesive gasket, to increase protection degree for carpentries.



DIMENSIONS mm	3x20		Code per metre
Code	**DRC915**		

Rubber adhesive gasket, to increase protection degree for carpentries.

DIMENSIONS mm	12x12		Code per metre
Code	**DRC912**		

Rubber adhesive gasket, to increase protection degree for carpentries.

DIMENSIONS mm	10x20		Code per metre
Code	**DRC916**		

Rubber adhesive grommets gasket, neoprene, for grommets flange for cabinets. To increase protection degree for carpentries.



DIMENSIONI mm	25x20		Code per metre
Codice	**DRC917**		

Rubber gasket for Plexiglas fixing on doors.

DESCRIZIONS	For Plexiglas fixing		Code per metre
Code	**DRC918**		

Rubber gasket for stainless-steel carpentries with metal core, to increase protection degree for carpentries.

DESCRIZIONS	Rubber gasket		Code per metre
Code	**DRC911**		

Rubber wire-cover gasket, with metal core.

DESCRIZIONS	Wire-cover gasket		Code per metre
Code	**DRC913**		





H100 and H200 modular plinths for cabinets and control consoles: to easy the insert of cables from the bottom of the cabinet.
H100 mm plinth: 4 angles fixed on structure and 4 flanges fixed on the perimeter.
H200 mm plinth: 4 angles fixed on structure and 8 flanges fixed on the perimeter, to ease cables transit in in-line cabinets.

Painting: Thermosetting powders. Epoxy-polyester with our standard cycle.

Colours: RAL7009 Textured.

Material: 15/10 thick steel sheet.

It includes: H100 or 200 mm plinth with screws.

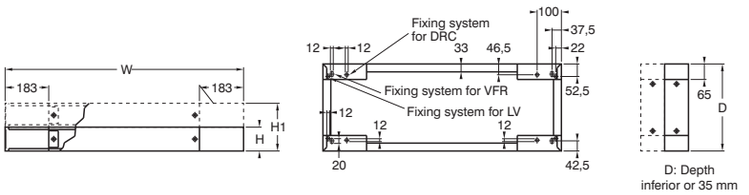



H100 and H200 mm single welded plinth for DRC-KA-EC: with removable lateral flanges, open bottom (closed bottom on request), for in-line cabinets, to provide more rigidity for structure. According to cabinet structure, it is realised on request.

Painting: Thermosetting powders. Epoxy-polyester with our standard cycle.

Colours: RAL7035 Textured.
RAL7032 Textured on request

Material: 20/10 thick steel sheet.

It includes: Zoccolo H100 o 200 mm.
Flange laterali e relativa viteria.

H200 mm grommets plinth for DRC-KA-EC-VFR-KM/KQ: with close bottom and openable side panels for cable transit.
Welded internal tubes allows the installation of levelling feet (by separated ordering with M16 threaded plugs).

Painting: Thermosetting powders. Epoxy-polyester with our standard cycle.

Colours: RAL7035 Textured.
RAL7032 Textured on request

Material: 20/10 thick steel sheet.

It includes: H200 mm plinth with screws.
By separated ordering:
flanges, lateral locking system (pair), feet and threaded plugs.

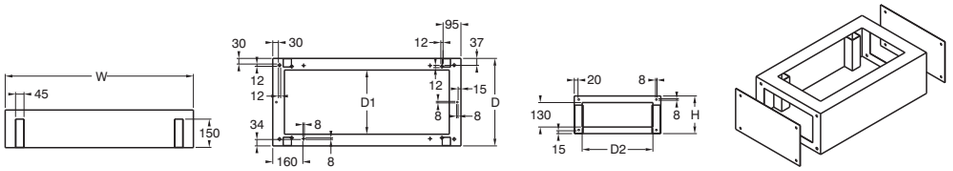

W: 400/500/600/800/1000/1200/1400/1600
H: 200
D: 365/465/565/765
D1: 241/341/441/641
D2: 276/376/476/676

Levelling feet and M16 threaded plugs for grommets plinths: to be installed under the plinths, they compensate differences on supporting surfaces of carpentries; the ease the cleaning of pavement.

Material: Iron with H150 mm M16 thread with plastic plug.

For H157 mm M16, it includes: Nr. 4 levelling feet art. DRO671

To be completed with: Nr. 4 M16 threaded plug art. DRC872

M12 levelling feet: to be fixed directly on board structure (without plinth).

Material: iron with H125 mm M12 thread with plastic plug.

For H125 mm M12, it includes: Nr. 4 levelling feet art. DRO670

Upper cable compartment: to be fixed on RX/DRC/KA/EC/VFR carpentries roofs with eyebolts holes, to contain boards spare cables. It has a bent and welded structure on 2 sides (front and back), an upper removable cover and lateral fixed flanges for in-line boards coupling.

Painting: Thermosetting powders. Epoxy-polyester with our standard cycle.

Colours: RAL7035 Textured. RAL7032 Textured on request

Material: 15/10 thick steel sheet.

It includes: H200 mm cable compartment with screws. By separated ordering: flanges, lateral locking system (price per pair).

Stabilizers support pair for DRC-KA-EC-VFR-KM/KQ: to be installed under cabinets with or without the plinth, to provide more stability during the handling.

Painting: Thermosetting powders. Epoxy-polyester with our standard cycle.

Colours: RAL7035 Textured. RAL7032 Textured on request

Material: 15/10 thick steel sheet.

It includes: Stabilizers support pair with screws.

It can be completed with: Art. 7009 M10 levelling feet, 4 pieces
Art. 7010 wheels (4 pieces): 2 fixed back wheels and 2 front pivoting wheels with stop, 40 kg each loading capacity.

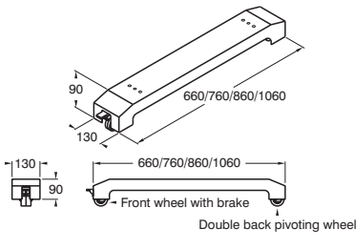



Iron wheels set for DRC-EC-VFR-KM/KQ: to easily handle carpentries, to be fixed directly to the cabinet with thread holes on carpentries; do not combine these wheels with plinth.

Material: Iron with nylon wheel.

It includes: Nr. 4 M12 male pivoting wheels, 2 with stop and 2 with a 50 kg each loading capacity.

Mobile base for LAN2 cabinets: to be installed under DRC-LAN2 case; fitted for cable transit, to ease the handling and the use of pc-carrier.

Painting: Thermosetting powders. Epoxy-polyester with our standard cycle.

Colours: RAL6033 Textured.

Material: 15/10 thick steel sheet.

It includes: Base with stabilizers, nr. 4 double wheels: 2 fixed wheels with brake and 2 free pivoting wheels.

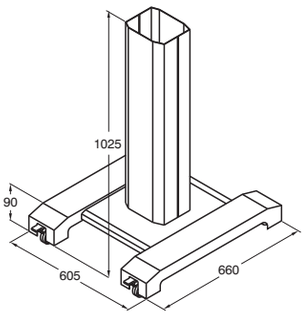

Side panels pair for DRC-KA-EC: to close laterally cabinets with 8 M6 screws and specific cage nuts to be insert on cabinets lateral structure.

Painting: Thermosetting powders. Epoxy-polyester with our standard cycle.

Colours: RAL7035 Textured. RAL7032 Textured on request

Material: 15/10 thick steel sheet.

It includes: Nr. 2 side panels. Nr. 16 M6 screws and specific cage nuts.

Single side panel for DRC-KA-EC: used as cabinet side in case a cable management system with side door is installed or in case of spare part, provided with 8 M6 screws and specific cage nut.

Painting: Thermosetting powders. Epoxy-polyester with our standard cycle.

Colours: RAL7035 Textured. RAL7032 Textured on request

Material: 15/10 thick steel sheet.

It includes: Nr. 2 side panels. Nr. 8 M6 screws and specific cage nuts.

Front solid door for DRC-KA-EC-VFR-KM/KQ: with 4 external die-cast hinges (each door) and Zanardo standard lock with 3 mm double-comb key, driven bolt posts with 4 point locking system. Single for W400-600-800-1000 mm cabinets and hinged for W1200-1400-1600 mm cabinets.

Painting: Thermosetting powders. Epoxy-polyester with our standard cycle.

Colours: RAL7035 Textured. RAL7032 Textured on request

Material: 18/10 thick steel sheet.

It includes: steel sheet door(s) with lock, hinges and pivot (only the door's ones).

Front solid door with 180° opening hinges for DRC-EC-VFR: with 4 external die-cast 180° opening hinges (each door), Zanardo standard lock with 3 mm double-comb key, driven bolt posts with 4 point locking system.
Single for W400-600-800-1000 mm cabinets and hinged for W1200-1400-1600 mm cabinets.

Painting: Thermosetting powders. Epoxy-polyester with our standard cycle.

Colours: RAL7035 Textured. RAL7032 Textured on request

Material: 18/10 thick steel sheet.

It includes: steel sheet door(s) with lock, installed 180° opening hinges, provided separately to be fixed on board's structure.

W800/1000 mm front solid hinged door pair for DRC-KA-EC-VFR-KM/KQ: with 4 external die-cast hinges (each door) and Zanardo standard lock with 3 mm double-comb key, driven bolt posts with 4 point locking system.
For W800 (400+400 mm doors) and W1000 mm (500+500 mm doors) cabinets.
NOTE: For the installation on cabinet's pre-existing doors, pay attention to the drilling of front, superior and lower frame for door-closing posts lock.

Painting: Thermosetting powders. Epoxy-polyester with our standard cycle.

Colours: RAL7035 Textured. RAL7032 Textured on request

Material: 18/10 thick steel sheet.

It includes: door pair with lock , hinges and pivot (only the door's ones).

Front solid hinged door with lock for DRC-KA-EC-VFR:
with 4 external die-cast hinges (each door) and Zanardo standard lock with 3 mm double-comb key, driven bolt posts with 4 point locking system. For W1200-1400-1600 mm and H1400-1600-1800-2000-2200 mm cabinets.

Painting: Thermosetting powders. Epoxy-polyester with our standard cycle.

Colours: RAL7035 Textured. RAL7032 Textured on request

Material: 18/10 thick steel sheet.

It includes: door with lock , hinges and pivot (only the door's ones).

Front solid hinged door for DRC-KA-EC-VFR:
with 4 external die-cast hinges (each door) and Zanardo standard lock with 3 mm double-comb key, driven bolt posts with 4 point locking system. For W1200-1400-1600 mm and H1400-1600-1800-2000-2200 mm cabinets.

Painting: Thermosetting powders. Epoxy-polyester with our standard cycle.

Colours: RAL7035 Textured. RAL7032 Textured on request

Material: 18/10 thick steel sheet.

It includes: door with lock , hinges and pivot (only the door's ones), internal handle.

Front transparent door for DRC-KA-EC-VFR:
with 4 external die-cast hinges (each door) and Zanardo standard lock with 3 mm double-comb key, driven bolt posts with 4 point locking system, 4mm safety glass, completely paste. For W1200-1400-1600 mm and H1400-1600-1800-2000-2200 mm cabinets.

Painting: Thermosetting powders. Epoxy-polyester with our standard cycle.

Colours: RAL7035 Textured. RAL7032 Textured on request

Material: 18/10 thick steel sheet.

It includes: door with paste glass, lock, hinges and pivot (only the door's ones).

Front transparent single hinged door with lock for DRC-KA-EC-VFR: with 4 external die-cast hinges (each door) and Zanardo standard lock with 3 mm double-comb key, driven bolt posts with 4 point locking system, 4mm safety glass, completely paste. For W1200-1400-1600 mm and H1400-1600-1800-2000-2200 mm cabinets.

Painting: Thermosetting powders. Epoxy-polyester with our standard cycle.

Colours: RAL7035 Textured. RAL7032 Textured on request

Material: 18/10 thick steel sheet.

It includes: door with paste glass, lock, hinges and pivot (only the door's ones).

Front transparent single hinged door for DRC-KA-EC-VFR:
with 4 external die-cast hinges (each door) and Zanardo standard internal-handle lock, 4mm safety glass, completely paste. For W1200-1400-1600 mm and H1400-1600-1800-2000-2200 mm cabinets.

Painting: Thermosetting powders. Epoxy-polyester with our standard cycle.

Colours: RAL7035 Textured. RAL7032 Textured on request

Material: 18/10 thick steel sheet.

It includes: hinged door with paste glass, lock , hinges and pivot (only the door's ones).

Tool-carrier internal door for DRC-KA-EC-VFR: to be installed inside the cabinet with a perimetral frame provided with hinges and 2 locks with 3 mm double-comb key. To be installed 70 mm from internal door for the installation of switches and tools. For W1200-1400-1600 cabinets, internal doors are provided in 2 hinged parts, as external doors

Painting: Thermosetting powders. Epoxy-polyester with our standard cycle.

Colours: RAL7035 Textured. RAL7032 Textured on request

Material: 15/10 thick steel sheet.

It includes: door(s) with perimetral frame, hinges and screws.

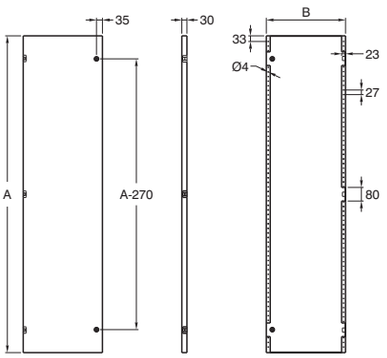

Front door with keyboard support for DRC-KA-EC-VFR: to be installed in the external side of the cabinet, to create a board for monitors, central units and keyboard just by replacing cabinet front door.

Painting: Thermosetting powders. Epoxy-polyester with our standard cycle.

Colours: RAL7035 Textured. RAL7032 Textured on request

Material: 18/10 thick steel sheet.

It includes: front door with 4mm safety glass paste porthole, keyboard support.

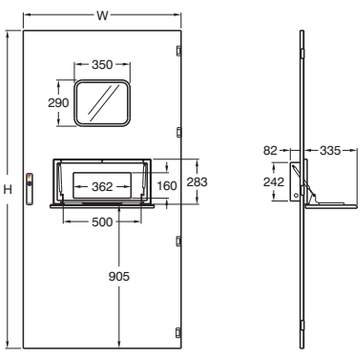

Control console for front door for DRC-KA-EC-VFR-KM/KQ: to be installed in the external side of the cabinet (by the user), to create a control push-button panel by drilling board door in the required position.

Painting: Thermosetting powders. Epoxy-polyester with our standard cycle.

Colours: RAL7035 Textured. RAL7032 Textured on request

Material: 15/10 thick steel sheet.

It includes: front push-button panel and fixing screws.

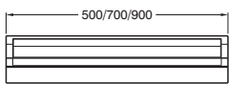

U A-view
(back push-button panel)

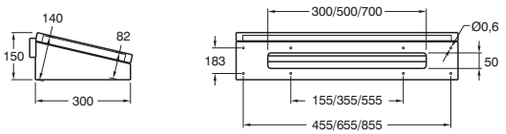

Fixed back panel for DRC-KA-VFR: fixed to the structure with M6 screws on Zamak locks. Single for W400-600-800-1000-1200 mm cabinets and 2 parts for W1400-1600 mm cabinets. (1400 - 600+800 - 1600 - 800+800) with fixed central frame.

Painting: Thermosetting powders. Epoxy-polyester with our standard cycle.

Colours: RAL7035 Textured. RAL7032 Textured on request

Material: 15/10 thick steel sheet.

It includes: panels and fixing screws.

Mechanical Interlock for hinged doors: mechanical safety system to avoid accidental ignition with secondary door open. The functioning is possible only when the cabinet is completely closed.

Material: steel (external)

It includes: complete set for a hinged door cabinet.



Door stop: Made of sheet-metal, thickness 20/10. It allows the mechanical stop of the door at 90° and preventthe accidental closing.

Material: 20/10 steel (external)

It includes: complete set for a hinged door cabinet.

DESCRIPTION	Door stop	1 pieces per pack
Code	**DRC927**	

110° swiveling Rack 19" frame for D480 mm drawer for DRC-EC: to be installed inside the cabinet to install electronic components, from drawers to 19" panels (W482,6 mm), with full accessibility through a simple 110° rotation for a D480 mm drawer.
Possible only for W800/1000 mm cabinets.

Verniciatura: thermosetting powders (our standard cycle).

Colori: RAL7035 Textured. RAL7032 Textured on request.

Materiale: 15/10 thick steel sheet

It includes: Rack 19"- carrier frame, provided with lateral band and fixing screws.

Front Rack 19" frame for DRC-KA-EC-VFR:
to install directly on cabinet structure as door or back panel replacement, to create open Rack 19" cabinets (482,6 mm).

Painting: Thermosetting powders. Epoxy-polyester with our standard cycle.

Colours: RAL7035 Textured. RAL7032 Textured on request

Material: 15/10 thick steel sheet.

It includes: Rack 19" frame and fixing accessories.

180° swiveling set for Rack 19" frame art. DRC408.35:
it is possible to increase Rack 19" frame rotation up to 180° by adding this swiveling set, but in this case it can swivel a drawer with a maximum depth of 420 mm.

Rack 19" basket-support brackets pair for DRC-EC:
to be installed on the back of rack frame, to support rack baskets.

Painting: Thermosetting powders. Epoxy-polyester with our standard cycle.

Colours: RAL7035 Textured. RAL7032 Textured on request

Material: 20/10 thick steel sheet.

It includes: Nr. 2 brackets and fixing accessories.

DRC-KA-EC-VFR fixed pillars for Rack 19”: to be installed inside W600 mm cabinet internal structures, to install Rack 19” equipment (482,6 mm). Spacing from pillars inside the door 60 mm. Rack 19” pillars can be adjusted by adding 4 H25 mm side-beams on cabinets lateral structure.

Material: 15/10 thick galvanised sheet (Sendzimir).

It includes: Galvanised Rack 19” pillar pair and fixing screws.

DRC-KA-EC-VFR front screwed pillars for Rack 19”: to allow the infilling of spaces on Rack 19” structures, pillars and frames.

Painting: Thermosetting powders. Epoxy-polyester with our standard cycle.

Colours: RAL7035 Textured. RAL7032 Textured on request

Material: 15/10 thick press-formed steel sheet.

It includes: Rack 19” sheet panel, screws and cage nuts for installation.



DRC-KA-EC-VFR-KM/KQ internal cable plate: with nylon guide to ease front installation for cabinets, adjustable in depth every 25 mm, except for KM/KQ cabinets, in which it is fixed on the bottom. It is single for W600-800-1000-1200 mm cabinets and in 2 parts for W1400-1600 mm cabinets.

Material: 25/10 thick press-formed steel sheet.

It includes: Internal plate, nylon guides and fixing screws.

DRC-KA-EC internal cable plate for side-installation: with upper and lower guides to ease lateral installation in cabinets. It is single for W600-800-1000-1200 mm cabinets and in 2 parts for W1400-1600 mm cabinets.

Material: 25/10 thick press-formed steel sheet.

It includes: Internal plate, upper and lower guides and fixing screws.

DRC-KA-EC intermediate junction plate: it is used if internal plate continuity is necessary (front installation), or in-line configuration boards.

Material: 25/10 thick press-formed steel sheet.

It includes: Internal plate and fixing screws.

DRC-KA-EC-VFR partial internal plate: to ease component installation at different depth levels. To order combined with 4 W25 mm side-beams, according to cabinets depth.

Material: 25/10 thick press-formed galvanised sheet (Sendzimir).

It includes: Internal plate and fixing screws.



DRC-KA horizontal dividers without internal plate: directly fixed on structure with brackets, to create sections inside DRC-KA carpentries through height adjustment.

Material: 20/10 thick press-formed galvanised sheet (Sendzimir).

It includes: Horizontal divider and fixing screws.



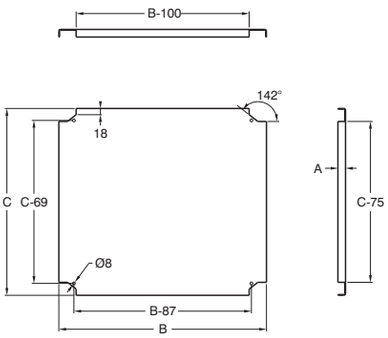

DRC-KA horizontal dividers with internal plate: directly fixed on structure with brackets, with internal plate on the bottom of boards, to create sections inside DRC-KA carpentries through height adjustment.

Material: 20/10 thick press-formed galvanised sheet (Sendzimir).

It includes: Horizontal divider and fixing screws.



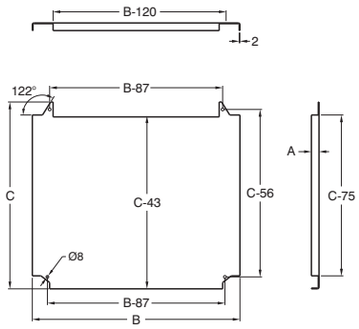

DRC-KA-EC-VFR on-guide removable shelves: with telescopic guides and front handle, directly fixed on carpentry structure with 2 side-beams and adjustable in height.

Painting: Thermosetting powders. Epoxy-polyester with our standard cycle.

Colours: RAL7035 Textured. RAL7032 Textured on request

Material: 1,5 mm carbon steel sheet.

It includes: Removable shelf, side beams, telescopic guides and fixing screws.



DRC-KA-EC solid vertical divider: laterally fixed to structure to vertically separate two in-line cabinets.

Material: 15/10 thick galvanised sheet (Sendzimir).

It includes: vertical divider and fixing screws.

DRC-KA-EC drilled vertical divider: laterally fixed to structure, pre-drilled for 24-pin connectors, to be insert between a cabinet and a cable management tool, to connect cables.

Material: 15/10 thick pre-galvanised press-formed sheet (Sendzimir).

It includes: drilled vertical divider and fixing screws.

Connector plates for vertical divider: drilled for 16 – 10 – 6 pins connectors or solid to close unused drill.

Material: 15/10 thick pre-galvanised sheet (Sendzimir).

It includes: n°1 plate and fixing screws.



DRC-KA-EC-VFR-KM/KQ grommets flanges: with neoprene gasket, to close board bottom in 2-3 parts for cable insertion.

Painting: Thermosetting powders. Epoxy-polyester with our standard cycle.

Colours: RAL7035 Textured. RAL7032 Textured on request

Material: 15/10 thick press-formed steel sheet.

It includes: Grommets flanges with gasket and fixing accessories.

DRC-KA lateral frame for door installation: to be mounted on board side to install a hinged door, increasing board with of 50 mm.

Painting: Thermosetting powders. Epoxy-polyester with our standard cycle.

Colours: RAL7035 Textured. RAL7032 Textured on request

Material: 15/10 thick press-formed steel sheet.

It includes: Lateral frame and fixing screws.

DRC back-coupling frame: installed on board back panel to allow depth-coupling for two cabinets.



Painting: Thermosetting powders. Epoxy-polyester with our standard cycle.

Colours: RAL7035 Textured. RAL7032 Textured on request

Material: 15/10 thick press-formed steel sheet.

It includes: coupling frame and fixing screws.

DRC-KA-EC-VFR-KM/KQ rain protection roof: to be installed on board roofs through eyebolt drill, to increase protection against difficult weather conditions

Painting: Thermosetting powders. Epoxy-polyester with our standard cycle.

Colours: RAL7035 Textured. RAL7032 Textured on request

Material: 15/10 thick pre-galvanised sheet (Sendzimir).

It includes: rain protection roof and fixing screws.

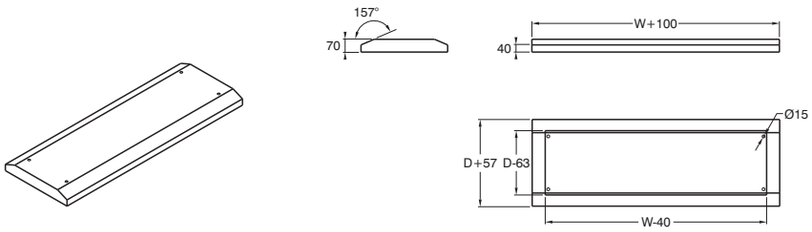

DRC-KA-EC-VFR-KM/KQ control panel protection frames: with hinged front door and transparent porthole, to protect carpentry door tools. If installed correctly, the degree of protection turns IP55.

Painting: Thermosetting powders. Epoxy-polyester with our standard cycle.

Colours: RAL7035 Textured. RAL7032 Textured on request

Material: 15/10 thick press-formed steel sheet.

It includes: Frame, gasket and fixing screws.

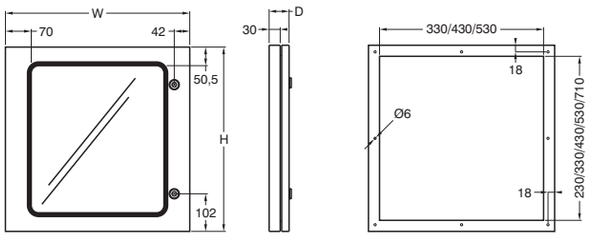

DRC-KA-EC-VFR-KM/KQ control panel aluminium protection frames: with hinged front door and transparent porthole, to protect carpentry door tools. If installed correctly, the degree of protection turns IP55.

Colours: Natural aluminium.

Material: Aluminium profile.

It includes: Frame, gasket and fixing screws.

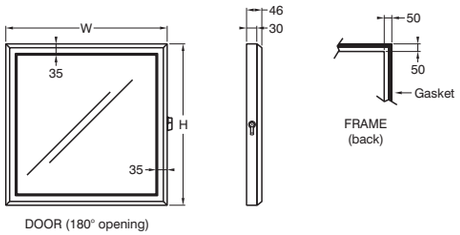

DRC-KA-EC H25-50-75 mm side-beams: different dimensions according to board depth, to be laterally fixed on structure through self-tapping screws, adjustable in height every 25 mm.

Material: 20/10 thick pre-galvanised, press-formed and pre-drilled sheet (Sendzimir).

It includes: Nr. 1 side-beam and fixing screws.

DRC-KA-EC-VFR H25-50-75 mm front-beams: different dimensions according to board width, for front installation on structure through self-tapping screws, adjustable in height every 25 mm.

Material: 20/10 thick pre-galvanised, press-formed and pre-drilled sheet (Sendzimir).

It includes: Nr. 1 front-beam and fixing screws.

DRC -EC vertical beams: different dimensions according to board height, to be vertically fixed on structure through self-tapping screws, adjustable in depth every 25 mm.

Material: 20/10 thick pre-galvanised, press-formed and pre-drilled sheet (Sendzimir).

It includes: Nr. 1 vertical beam and fixing screws.

Door internal bar for cabinets: different dimensions according to board width, installed on door inner side on galvanised perimeter tube, to fixed channels and tools with an adjustment in height of 25 mm.

Material: 20/10 thick pre-galvanised, press-formed and pre-drilled sheet (Sendzimir).

It includes: Nr. 1 front beam and fixing screws.

DRC-VFR cabinet front beam set for "UL" approval: to be screwed on the inner part of front door through self-tapping screws, to give more rigidity according to "UL" requirements.

Material: 20/10 thick pre-galvanised, press-formed and pre-drilled sheet (Sendzimir).

It includes: n°3 front beams and fixing screws for W400-600-800-1000mm cabinets. n°6 front beams and fixing screws for W1200-1400-1600mm cabinets. (3xdoor).

DRC cabinet side-beam set for "UL" approval: to be screwed on the inner part of board structure through self-tapping screws, to give more rigidity according to "UL" requirements, to be used only with front-installation plate; not needed in case of side-installation plate.

Material: 20/10 thick pre-galvanised, press-formed and pre-drilled sheet (Sendzimir).

It includes: Nr. 6 side-beams and fixing screws.

VFR H49mm side-beams: different dimensions according to board depth, to be laterally fixed on structure through self-tapping screws, adjustable in height every 25 mm.

Material: 20/10 thick pre-galvanised, press-formed and pre-drilled sheet (Sendzimir).

It includes: Nr. 1 side-beam and fixing screws.

DRC-KA-EC cable-support bar: different dimensions according to board depth, to be fixed cables limiting traction during cabinet installation, adjustable in depth every 25 mm.

Material: 20/10 thick pre-galvanised, press-formed and pre-drilled sheet (Sendzimir).

It includes: Nr. 1 cable-support bar and fixing screws.

DRC-KA-EC width converter-support beams:
installed on board bottom, to easily install converters through adjustable thread inserts.

Material: 25/10 thick pre-galvanised, press-formed sheet (Sendzimir).

It includes: Nr. 1 beam pair for converter, Nr. 4 sliding blocks and fixing screws.

DRC depth converter-support beams:
installed on board bottom, adjustable in height, to easily install converters.

Material: 30/10 thick pre-galvanised, press-formed and pre-drilled sheet (Sendzimir).

It includes: Nr. 1 beam pair for converter and fixing screws.

DRC-KA-EC depth converter-support beams: installed on board bottom, adjustable in height, to easily install converters.

Material: 20/10 thick pre-galvanised, press-formed and pre-drilled sheet (Sendzimir).

It includes: Nr. 1 beam pair for converter and fixing screws.

Traverse sostegno trasformatori in profondità per DRC-KA-EC: posizionate in profondità sul fondo del quadro, e regolabili in larghezza, permettono un facile montaggio del trasformatore.

Materiale: Lamiera prezincata (Sendzimir) sp.20/10, pressopiegata e forata.

DRC-KA-EC-VFR-KM/KQ adjustable internal supports: to be fixed on cable plate to adjust equipment depth.

Material: 15/10 thick pre-galvanised press-formed sheet (Sendzimir).

It includes: Nr.1 internal support pair and fixing screws.

DRC-KA-EC-VFR-KM/KQ iron diagram bags: to be fixed directly on door internal profiles.

Painting: Thermosetting powders. Epoxy-polyester with our standard cycle.

Colours: RAL2004 Smooth. RAL7032 Textured on request

Material: 15/10 thick steel sheet.

It includes: Diagram bag and fixing screws.

DRC-KA-EC-VFR-KM/KQ plastic diagram bags: A4 format, with adhesive for installation .

Colours: RAL7032 RAL7035

Material: Plastic.

It includes: diagram bag

DRC-KA-EC-VFR-KM/KQ lifting eyebolts: to be fixed directly on cabinet structure for handling.

Material: Zinc passivated M12 steel

It includes: Single pack.



DRC-KA-EC lifting double-eyebolt: to handle in-line configuration cabinets, guaranteeing rigidity during the operation.

Painting: Thermosetting powders. Epoxy-polyester with our standard cycle.

Colours: RAL7035 Textured RAL7032 Textured on request

Material: 8 mm thick steel sheet.

It includes: Nr. 1 double-eyebolt and fixing screws.

DRC-KA-EC lifting beams: to handle in-line configuration cabinets, guaranteeing safety during operation. Provided in pair by specifying dir

Painting: Thermosetting powders. Epoxy-polyester with our standard cycle.

Colours: RAL7035 Textured. RAL7032 Textured on request

Material: H80xW60x8mm thick angle iron.

It includes: Nr. 1 lifting beam pair and fixing screws.

DRC-KA-EC junction set: to join one or more cabinet structures.

It includes: Nr. 8 TE Ø8 mm screws with washer,
Nr. 8 8mm hexagonal bolt and adhesive gasket.

DRC-KA-EC side-by-side configuration set: to join one or more cabinet structures with 6 brackets (different from junction set), guaranteein

It includes: Nr. 8 TE Ø8 mm screws with washer,
Nr. 8 8mm hexagonal bolt and adhesive gasket.
Nr. 6 drilled brackets
Nr. 24 cage nuts M6
Nr. 24 M6x16 screws
Nr. 24 M5x13 self-tapping screws.



DRC-KA-EC-VFR-KM/KQ working tops: to be fixed inside door tubular structure, used to support programming equipment etc., lockable wi

Painting: Thermosetting powders. Epoxy-polyester with our standard cycle.

Colours: RAL7035 Textured. RAL7032 Textured on request

Material: 15/10 thick steel sheet.

It includes: Top with supports, pistons, locking system and fixing screws.

stainless steel accessories: Plinths and bases



H100 and H200 modular plinths for cabinets and control consoles: to easy the insert of cables from the bottom of the cabinet.
H100 mm plinth: 4 angles fixed on structure and 4 flanges fixed on the perimeter.
H200 mm plinth: 4 angles fixed on structure and 8 flanges fixed on the perimeter, to ease cables transit in in-line cabinets.

Material: 1,5 mm thick AISI 304 stainless steel sheet

Finish: Fine scotch brite medium satin.

It includes: H100 or 200 mm plinth with screws.

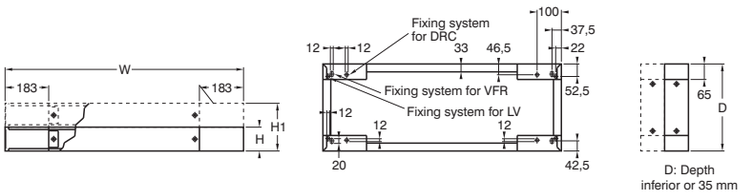



H100 and H200 mm single welded plinth for DRC: with removable lateral flanges, open bottom (closed bottom on request), for in-line cabinets, to provide more rigidity for structure. According to cabinet structure, it is realised on request.

Material: 20/10 thick AISI 304 stainless steel sheet

Finish: Fine scotch brite medium satin.

It includes: H100 or 200 mm plinth
Lateral flanges and screws.

H200 mm grommets plinth for DRC-VFR: with close bottom and openable side panels for cable transit. Welded internal tubes allow the installation of levelling feet (by separated ordering with M16 threaded plugs).

Material: 20/10 thick AISI 304 stainless steel sheet

Finish: Fine scotch brite medium satin.

It includes: H 200 mm plinth with screws.
By separated ordering: flanges, lateral locking system (pair), feet and threaded plugs.

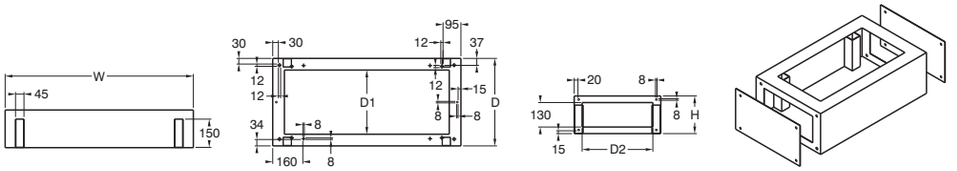

W: 400/500/600/800/1000/1200/1400/1600
H: 200
D: 365/465/565/765
D1: 241/341/441/641
D2: 276/376/476/676

Levelling feet and M16 threaded plugs for grommets plinths: to be installed under the plinths, they compensate differences on supporting surfaces of carpentries; the ease the cleaning of pavement.

Material: stainless steel with H150 mm M16 thread with plastic plug.

For H157 mm M16, it includes: Nr. 4 levelling feet art. DRC671A

To be completed with: Nr. 4 M16 threaded plug art. DRC872A

M12 levelling feet: to be fixed directly on board structure (without plinth).

Material: stainless steel with H125 mm M12 thread with plastic plug.

For H125 mm M12, it includes: Nr. 4 levelling feet art. DRC670

Upper cable compartment: to be fixed on RX/DRC/ VFR carpentries roofs with eyebolts holes, to contain boards spare cables. It has a bent and welded structure on 2 sides (front and back), an upper removable cover and lateral fixed flanges for in-line boards coupling.

Material: 15/10 thick AISI 304 stainless steel sheet

Finish: Fine scotch brite medium satin.

It includes: H 200 mm cable compartment with screws. By separated ordering: flanges, lateral locking system (price per pair).





Stabilizers support pair for DRC- VFR: to be installed under cabinets with or without the plinth, to provide more stability during the handling.

Material: 15/10 thick AISI 304 stainless steel sheet

Finish: Fine scotch brite medium satin.

It includes: Stabilizers support pair with screws.

It can be completed with: Art. 7009 M10 levelling feet, 4 pieces
Art. 7010 wheels (4 pieces): 2 fixed back wheels and 2 front pivoting wheels with stop, 40 kg each loading capacity.

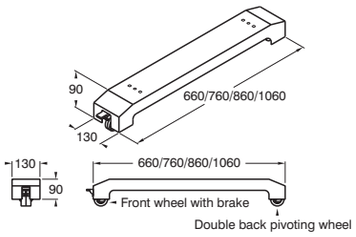



Iron wheels set for DRC-VFR: to easily handle carpentries, to be fixed directly to the cabinet with thread holes on carpentries; do not combine these wheels with plinth.

Material: Iron with nylon wheel.

It includes: Nr. 4 M12 male pivoting wheels, 2 with stop and 2 with a 50 kg each loading capacity.

Mobile base for LAN2 cabinets: to be installed under DRC-LAN2 case; fitted for cable transit, to ease the handling and the use of pc-carrier.

Material: 1,5 mm thick AISI 304 stainless steel sheet

Finish: Fine scotch brite medium satin.

It includes: Base with stabilizers, nr. 4 double wheels: 2 fixed wheels with brake and 2 free pivoting wheels.

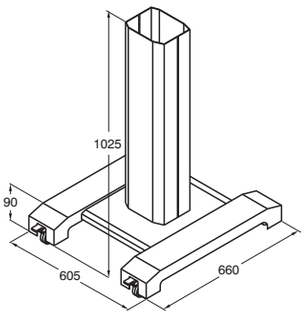

Side panels pair for DRC-A: to close laterally cabinets with 8 M6 screws and specific cage nuts to be insert on cabinets lateral structure.

Material: 15/10 thick AISI 304 stainless steel sheet

Finish: Fine scotch brite medium satin.

It includes: Nr. 2 side panels.
Nr. 16 M6 screws and specific cage nuts.

Single side panel for DRC-A: used as cabinet side in case a cable management system with side door is installed or in case of spare part, provided with 8 M6 screws and specific cage nut

Material: 15/10 thick AISI 304 stainless steel sheet

Finish: Fine scotch brite medium satin.

It includes: Nr. 1 side panels.
Nr. 8 M6 screws and specific cage nuts.

W800/1000 mm front solid hinged door pair for DRC-A/VFR-A: with 4 external die-cast hinges (each door) and Zanardo standard lock with 3 mm double-comb key, driven bolt posts with 4 point locking system. For W800 (400+400 mm doors) and W1000 mm (500+500 mm doors) cabinets. **NOTE:** For the installation on cabinet's pre-existing doors, pay attention to the drilling of front, superior and lower frame for door-closing posts lock.

Material: 15/10 thick AISI 304 stainless steel sheet

Finish: Fine scotch brite medium satin.

It includes: door pair with lock , hinges and pivot (only the door's ones).

Front solid hinged door with lock for DRC-A/VFR-A: with 4 external die-cast hinges (each door) and Zanardo standard lock with 3 mm double-comb key, driven bolt posts with 4 point locking system. For W1200-1400-1600 mm and H1400-1600-1800-2000-2200 mm cabinets.

Material: 15/10 thick AISI 304 stainless steel sheet

Finish: Fine scotch brite medium satin.

It includes: door with lock , hinges and pivot (only the door's ones).

Front solid hinged door for DRC-A/VFR-A: with 4 external die-cast hinges (each door) and Zanardo internal handle standard lock. For W1200-1400-1600 mm and H1400-1600-1800-2000-2200 mm cabinets.

Material: 15/10 thick AISI 304 stainless steel sheet

Finish: Fine scotch brite medium satin.

It includes: door with lock , hinges and pivot (only the door's ones)), internal handle.

Front transparent single hinged door with lock for DRC-A/VFR-A: with 4 external die-cast hinges (each door) and Zanardo standard lock with 3 mm double-comb key, driven bolt posts with 4 point locking system, 4mm safety glass, completely paste. For W1200-1400-1600 mm and H1400-1600-1800-2000-2200 mm cabinets.

Material: 15/10 thick AISI 304 stainless steel sheet

Finish: Fine scotch brite medium satin.

It includes: door with paste glass, lock , hinges and pivot (only the door's ones).

Front transparent single hinged door for DRC-A/VFR-A: cwith 4 external die-cast hinges (each door) and Zanardo standard internal-handle lock, 4mm safety glass, completely paste. For W1200-1400-1600 mm and H1400-1600-1800-2000-2200 mm cabinets.

Material: 15/10 thick AISI 304 stainless steel sheet

Finish: Fine scotch brite medium satin.

It includes: hinged door with paste glass, lock , hinges and pivot (only the door's ones).

Tool-carrier internal door for DRC-A/VFR-A: to be installed inside the cabinet with a perimetral frame provided with hinges and 2 locks with 3 mm double-comb key. To be installed 70 mm from internal door for the installation of switches and tools.
For W1200-1400-1600 cabinets, internal doors are provided in 2 hinged parts, as external doors.

Material: 15/10 thick AISI 304 stainless steel sheet

Finish: Fine scotch brite medium satin.

It includes: door(s) with perimetral frame, hinges and screws.

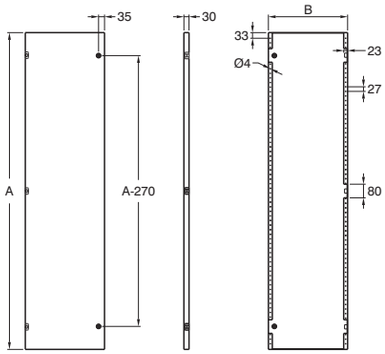

Fixed back panel for DRC-A/VFR-A: fixed to the structure with M6 screws on Zamak locks.
Single for W400-600-800-1000-1200 mm cabinets and 2 parts for W1400-1600 mm cabinets.
(1400 - 600+800 - 1600 - 800+800) with fixed central frame.

Material: 15/10 thick AISI 304 stainless steel sheet

Finish: Fine scotch brite medium satin.

It includes: panels and fixing screws.

DRC-A/VFR-A fixed pillars for Rack 19”: to be installed inside W600 mm cabinet internal structures, to install Rack 19” equipment (482,6 mm). Spacing from pillars inside the door 60 mm. Rack 19” pillars can be adjusted by adding 4 H25 mm side-beams on cabinets lateral structure.

Material: 15/10 thick galvanised sheet (Sendzimir).

It includes: Galvanised Rack 19” pillar pair and fixing screws.

DRC-A/VFR-A front screwed panels for Rack 19”: to allow the infilling of spaces on Rack 19” structures, pillars and frames. Rack 19”.

Material: 15/10 thick AISI 304 press-formed stainless steel sheet.

Finish: Fine scotch brite medium satin.

It includes: Rack 19” sheet panel, screws and cage nuts for installation.



DRC-VFR internal cable plate: with nylon guide to ease front installation for cabinets, adjustable in depth every 25 mm. It is single for W600-800-1000-1200 mm cabinets and in 2 parts for W1400-1600 mm cabinets.

Material: 25/10 thick press-formed pre-galvanised sheet (Sendzimir).

It includes: internal plate, nylon guides and fixing screws.

DRC internal cable plate for side-installation: with upper and lower guides to ease lateral installation in cabinets. It is single for W600-800-1000-1200 mm cabinets and in 2 parts for W1400-1600 mm cabinets.

Material: 25/10 thick press-formed pre-galvanised sheet (Sendzimir).

It includes: internal plate, upper and lower guides and fixing screws.

DRC intermediate junction plate: it is used if internal plate continuity is necessary (front installation), or in-line configuration boards.

Material: 25/10 thick press-formed pre-galvanised sheet (Sendzimir).

It includes: internal plate and fixing screws.

DRC -VFR partial internal plate: to ease component installation at different depth levels. To order combined with 4 W25 mm side-beams, according to cabinets depth

Material: 25/10 thick press-formed pre-galvanised sheet (Sendzimir).

It includes: internal plate and fixing screws.



DRC horizontal dividers without internal plate: directly fixed on structure with brackets, to create sections inside DRC carpentries through height adjustment.

Material: 20/10 thick press-formed pre-galvanised sheet (Sendzimir).

It includes: horizontal divider and fixing screws.



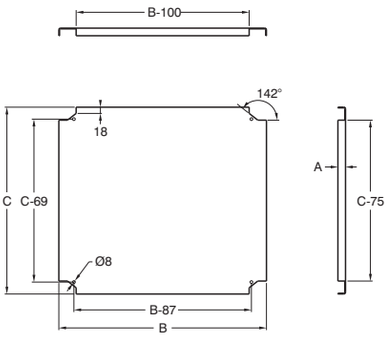

DRC horizontal dividers with internal plate: directly fixed on structure with brackets, with internal plate on the bottom of boards, to create sections inside DRC carpentries through height adjustment.

Material: 20/10 thick press-formed pre-galvanised sheet (Sendzimir).

It includes: horizontal divider and fixing screws.



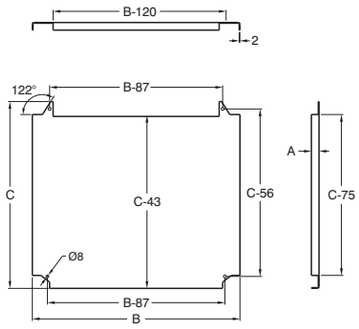

DRC-A/VFR-A grommets flanges: with neoprene gasket, to close board bottom in 2-3 parts for cable insertion.

Material: 15/10 thick AISI 304 press-formed stainless steel sheet.

Finish: Fine scotch brite medium satin.

It includes: Grommets flanges with gasket and fixing accessories.



DRC solid vertical divider: laterally fixed to structure to vertically separate two in-line cabinets.

Material: 15/10 thick press-formed pre-galvanised sheet (Sendzimir).

It includes: vertical divider and fixing screws.

DRC drilled vertical divider: laterally fixed to structure, pre-drilled for 24-pin connectors, to be insert between a cabinet and a cable management tool, to connect cables.

Material: 15/10 thick press-formed pre-galvanised sheet (Sendzimir).

It includes: drilled vertical divider and fixing screws.

Connector plates for vertical divider: drilled for 16 - 10 - 6 pins connectors or solid to close unused drill.

Material: 15/10 thick pre-galvanised sheet (Sendzimir).

It includes: Nr. 1 plate and fixing screws.

DRC-A/VFR-A rain protection roof: to be installed on board roofs through eyebolt drill, to increase protection against difficult weather conditions.

Material: 15/10 thick AISI 304 stainless steel sheet.

Finish: Fine scotch brite medium satin.

It includes: rain protection roof and fixing screws

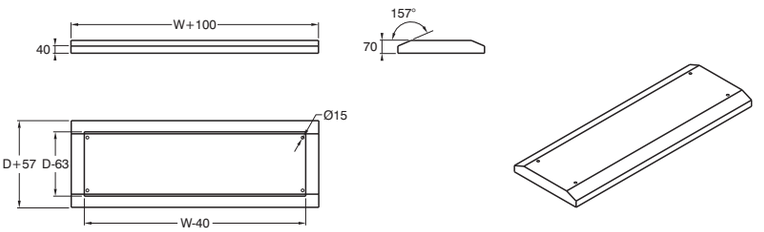

DRC-A/VFR-A control panel protection frames: with hinged front door and transparent porthole, to protect carpentry door tools. If installed correctly, the degree of protection turns IP55.

Material: 15/10 thick AISI 304 press-formed stainless steel sheet.

Finish: Fine scotch brite medium satin.

It includes: frame, gasket and fixing screws.

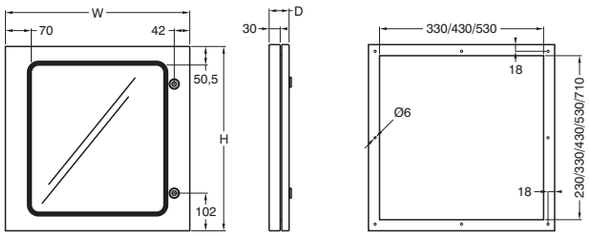

DRC-VFR control panel aluminium protection frames: cwith hinged front door and transparent porthole, to protect carpentry door tools. If installed correctly, the degree of protection turns IP55.

Colours: natural aluminium.

Material: aluminium profile.

It includes: frame, gasket and fixing screws.

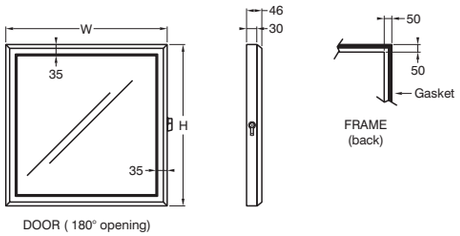

DRC H25-50-75 mm side-beams: different dimensions according to board depth, to be laterally fixed on structure through self-tapping screws, adjustable in height every 25 mm.

Material: 20/10 thick pre-galvanised press-formed and pre-drilled sheet (Sendzimir).

It includes: Nr. 1 side-beam and fixing screws.

DRC -VFR H25-50-75 mm front-beams: different dimensions according to board width, for front installation on structure through self-tapping screws, adjustable in height every 25 mm.

Material: 20/10 thick pre-galvanised press-formed and pre-drilled sheet (Sendzimir).

It includes: Nr. 1 front-beam and fixing screws.

DRC vertical beams: different dimensions according to board height, to be vertically fixed on structure through self-tapping screws, adjustable in depth every 25 mm.

Material: 20/10 thick pre-galvanised press-formed and pre-drilled sheet (Sendzimir).

It includes: Nr. 1 vertical beam and fixing screws.

Door internal bar for cabinets: different dimensions according to board width, installed on door inner side on galvanised perimeter tube, to fixed channels and tools with an adjustment in height of 25 mm.

Material: 20/10 thick pre-galvanised press-formed and pre-drilled sheet (Sendzimir).

It includes: Nr. 1 front-beam and fixing screws.

DRC-VFR cabinet front beam set for "UL" approval: to be screwed on the inner part of front door through self-tapping screws, to give more rigidity according to "UL" requirements.

Material: 20/10 thick pre-galvanised press-formed and pre-drilled sheet (Sendzimir).

It includes: Nr. 3 front beams and fixing screws for W400-600-800-1000mm cabinets. Nr.6 front beams and fixing screws for W1200-1400-1600mm cabinets. (3xdoor).

DRC cabinet side-beam set for "UL" approval: to be screwed on the inner part of board structure through self-tapping screws, to give more rigidity according to "UL" requirements, to be used only with front-installation plate; not needed in case of side-installation plate.

Material: 20/10 thick pre-galvanised press-formed and pre-drilled sheet (Sendzimir).

It includes: Nr. 6 side-beams and fixing screws.

VFR H49mm side-beams: different dimensions according to board depth, to be laterally fixed on structure through self-tapping screws, adjustable in height every 25 mm.

Material: 20/10 thick pre-galvanised press-formed and pre-drilled sheet (Sendzimir).

It includes: Nr. 1 side-beam and fixing screws.

DRC cable-support bar: different dimensions according to board depth, to be fixed cables limiting traction during cabinet installation, adjustable in depth every 25 mm.

Material: 20/10 thick pre-galvanised press-formed and pre-drilled sheet (Sendzimir).

It includes: Nr. 1 cable-support bar and fixing screws..

DRC width converter-support beams: installed on board bottom, to easily install converters through adjustable thread inserts.

Material: 25/10 thick pre-galvanised press-formed sheet (Sendzimir).

It includes: Nr. 1 beam pair for converter, Nr. 4 sliding blocks and fixing screws.

DRC depth converter-support beams: installed on board bottom, adjustable in height, to easily install converters.

Material: 20/10 thick pre-galvanised press-formed and drilled sheet (Sendzimir).

It includes: Nr. 1 beam pair for converter and fixing screws.

DRC-VFR adjustable internal supports: to be fixed on cable plate to adjust equipment depth.

Material: 15/10 thick pre-galvanised press-formed sheet (Sendzimir).

It includes: Nr. 1 internal support pair and fixing screws.

DRC -VFR iron diagram bags: to be fixed directly on door internal profiles.

Painting: thermosetting powders. Epoxy-polyester with our standard cycle.

Colours: RAL 2004 Smooth. RAL7035 Textured on request.

Material: 15/10 thick steel sheet.

It includes: Diagram bag and fixing screws.

Cabinet and box plastic diagram bags: A4 format, with adhesive for installation .

Colours: RAL 7032.
RAL 7035.

Order code: DRC 926

Material: PVC

Package: 1 piece

DRC -VFR M12 lifting eyebolts: to be fixed directly on cabinet structure for handling.

Material: Zinc passivated steel

Order code: DRC 910

Conformity: EN 62208 - 61439-1

Package: 1 piece

DRC lifting double-eyebolt: to handle in-line configuration cabinets, guaranteeing rigidity during the operation.

Painting: A polveri termoindurenti.

Colours: RAL7035 Textured
RAL7032 Textured on request.

Order code: DRC 910B.35

Conformity: EN 62208 - 61439-1

Material: 8 mm thick press-formed steel sheet.

It includes: N° 1 double-eyebolt and fixing screws.

DRC lifting beams: to handle in-line configuration cabinets. Provided in pair by specifying dimensions.

Painting: A polveri termoindurenti.

Colours: RAL7035 Textured
RAL7032 Textured on request.

Created for in-line configuration.

Order code: DRC 919.35

Conformity: EN 62208 - 61439-1

Material: H80xW60x8mm thick steel angle profile.

It includes: N° 1 lifting beam pair and fixing screws.

DRC junction set: to join two cabinet structures, for DRC, EC and KA in-line configurations.

It includes: Nr. 8 TE Ø8 mm screws with washer,
Nr. 8mm hexagonal bolt and
adhesive gasket.

Order code: DRC 938

DRC side-by-side configuration set: to join two cabinet structures by adding 6 brackets (different from junction set).
It guarantees more rigidity to in-line configurations. To combine DRC, EC and KA cabinets.

It includes: Nr. 8 TE Ø8 mm screws with washer,
Nr. 8 8mm hexagonal bolt and adhesive gasket.
Nr. 6 drilled brackets
Nr. 24 cage nuts M6
Nr. 24 M6x16 screws
Nr. 24 M5x13 self-tapping screws.

Order code: DRC 939

Conformità prodotti	page 188
BOXES	page 192
CABINETS	page 204
DESK CABINETS	page 224
Dissipation	page 238
Standard painting	page 244
Degree of protection	page 245
Management	page 246
Approvals	page 247
Code index	page 248
General terms and condition	page 260

conformità prodotti: EN 61439 - EN 62208

ZANARDO S.p.A. progetta e realizza carpenteria in metallo per sistemi di quadri, disponibili nelle seguenti: acciaio al carbonio, acciaio zinco magnesio 120, acciaio inox.

Dal 1/11/2014 la EN 60439 verrà ritirata e sostituita dalla EN 61439, NORMATIVA CHE REGOLA PRODUZIONE E ASSEMBLAGGIO QUADRI BT.

L'applicazione della norma serve a dimostrare che i prodotti sono sicuri e affidabili.

La nuova norma prevede una unificazione delle realizzazioni in sostituzione della precedente identificazione AS/ANS.
IL QUADRO BT COMPLETO DIVENTA SISTEMA DI QUADRI formato da:

- CARPENTERIA con particolare attenzione alla robustezza dei materiali. La verifica è fornita da **ZANARDO** e contenuta nelle schede tecniche di prodotto, per tutti gli articoli disponibili nelle seguenti esecuzioni: acciaio al carbonio, acciaio zinco magnesio 120, acciaio inox.

- CLIMATIZZAZIONE - SBARRE DISTRIBUZIONE - ALLESTIMENTO ELETTRICO/AUTOMAZIONE

La verifica del progetto è a carico del costruttore del sistema.

Con le soluzioni **ZANARDO** il lavoro di verifica del progetto si semplifica perché tutti i prodotti sono provvisti della documentazione tecnica richiesta dalla legislazione, e conformi alla EN62208-2012 e verificati con prove di tipo effettuate dai laboratori autorizzati del TÜV SÜD, che ha omologato la certificazione dei prodotti. Nello specifico i prodotti sono stati sottoposti alle seguenti prove:

1) MARCATURA
2) CARICO STATICO - Conformità dei carichi ammissibili che possono essere installati su involucro e ante
3) METODI DI MOVIMENTAZIONE previsti dal costruttore
4) ACESSIBILIÀ A SPAZZI PROTETTI tramite attrezzo
5) CONTINUITA ELETTRICA. Prigionieri di terra e identificazioni dei punti di ancoraggio della treccia sulle parti asportabili dell'involucro
6) CARICO ASSIALE INSERTI METALLICI
7) GRADO DI PROTEZIONE AGLI URTI IK
8) GRADI DI PROTEZIONE IP A SOLIDI E LIQUIDI
9) TEMPERATURA DI INSTALLAZIONE: standard -25°C/+55°C
   Condizioni speciali su richiesta da concordare di volta in volta tra utilizzatore e costruttore
10) RESISTENZA A CORROSIONE:
   IEC60068-2-30 Prova Db ciclica caldo umido - IEC 60068-2-11 Prova Ka nebbia salina

Pensili di comando D93-DCF: Contenitori pensili di comando in acciaio, interamente saldati, con anta posteriore incernierata, pannello frontale in alluminio anodizzato, cornice in alluminio e predisposizione per il fissaggio al sistema di sospensione HLT.

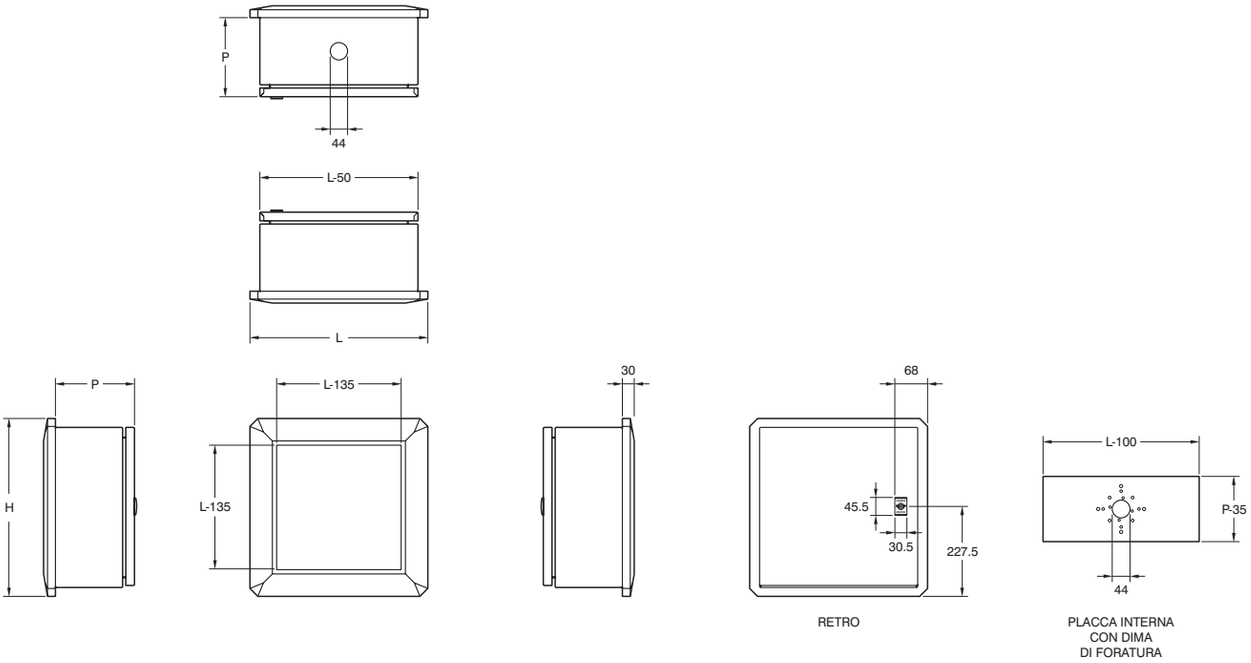

DIMENSIONI PENSILI DI COMANDO D93-DCF

Utile Foratura Anta retro.....L-135 H-135
Dimensioni Cassa.....L-50 H-45
Dimensioni Piastra di rinforzo.....L-100 P-35

Una Anta posteriore

Codici	H mm	L mm	P mm	Kg	m³
D93-DCF4420/HLT	400	400	200	11,5	0,032
D93-DCF4520/HLT	500	400	200	13,0	0,040
D93-DCF4620/HLT	600	400	200	14,5	0,048
D93-DCF5520/HLT	500	500	200	15,0	0,087
D93-DCF5735/HLT	700	500	350	25,0	0,120
D93-DCF6635/HLT	600	600	350	26,0	0,126

OMOLOGAZIONI

CE		EN 62208/02:2012	EN 61439-1
	■ **IP 55**	EN 62208/02:2012	EN 60 529 ; EN 61439-1
	Anta cieca: **IK10**	EN 62208/02:2012	EN 62 262 ; EN 61439-1
	Max Load Capacity	Pl. **200÷250Kg**	EN 62208/02:2012 EN 61439-1
		Anta **50Kg**	
	TYPE 1, 12, 4	FILE E238294	Standard 508
	NEMA 1, 12, 4		Standard 250
		ELE118311CS	Rina Rules Classification of Ships
		2011/65/CE	1272/2008/CE

■ DIVENTA IP66 CON TESTATE CHIUSE OPPURE CON FLANGIA INGRESSO CAVI UNICA, PIANA.

dimensions are in mm

technical data subject to change without notice

dati tecnici: pensili di comando D93-DPH

Pensili di comando D93-DPH: Contenitori pensili di comando in acciaio, interamente saldati, con anta posteriore incernierata, pannello frontale in alluminio, profili laterali in alluminio e predisposizione per il fissaggio al sistema di sospensione HLT.

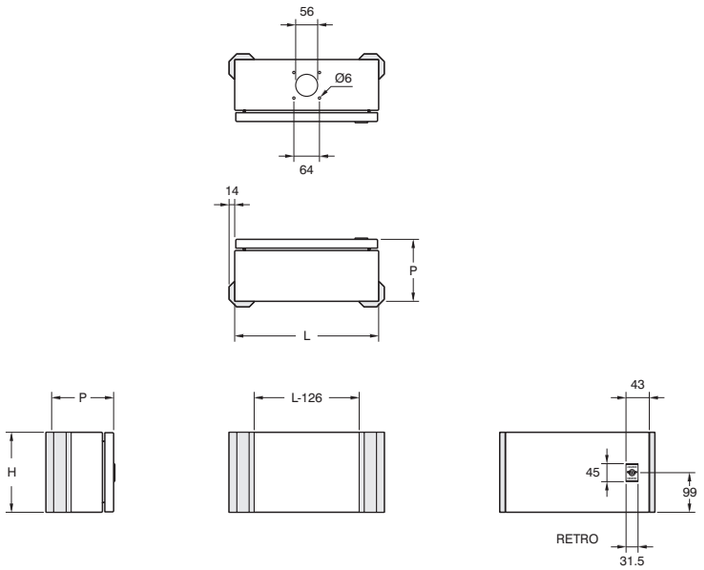

DIMENSIONI PENSILI DI COMANDO D93-DPH

Utile Foratura Anta..... L-126

Una Anta posteriore

Codici	H mm	L mm	P mm	Kg	m³
D93-DPH3620/HLT	200	360	155	8,0	0,011
D93-DPH4430/HLT	300	440	210	10,0	0,027
D93-DPH4438/HLT	380	440	210	12,0	0,035
D93-DPH5650/HLT	500	560	210	15,0	0,058
D93-DPH6638/HLT	380	660	210	14,0	0,052

OMOLOGAZIONI

CE		EN 62208/02:2012	EN 61439-1
TÜV	■ **IP 55**	EN 62208/02:2012	EN 60 529 ; EN 61439-1
	Anta cieca: **IK10**	EN 62208/02:2012	EN 62 262 ; EN 61439-1
	Max Load Capacity	Pl. **200÷250Kg**	EN 62208/02:2012 EN 61439-1
		Anta **50Kg**	
c UL us	**TYPE 1, 12, 4**	FILE E238294	Standard 508
	NEMA 1, 12, 4		Standard 250
RINA		ELE118311CS	Rina Rules Classification of Ships
RoHS REACH		2011/65/CE	1272/2008/CE

■ DIVENTA IP66 CON TESTATE CHIUSE OPPURE CON FLANGIA INGRESSO CAVI UNICA, PIANA.

dimensions are in mm

technical data subject to change without notice

Pensili di comando D93-DFF: Contenitori pensili di comando interamente saldati con anta frontale incernierata, profili laterali in alluminio, piastra interna in 2 mm FeZn e predisposizione per il fissaggio al sistema di sospensione HLT.

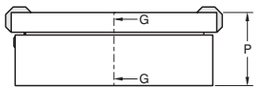

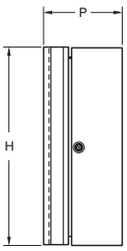

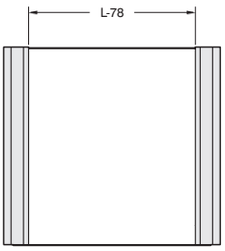

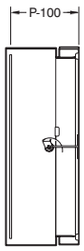

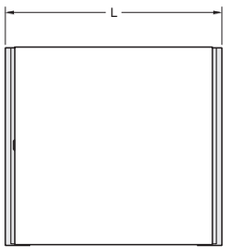

RETRO



PIASTRA INTERNA

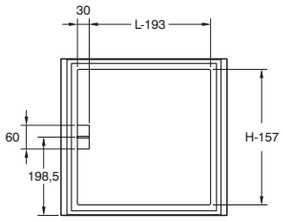

VISTA INTERNA
INGOMBRI ANTA

DIMENSIONI PENSILI DI COMANDO D93-DFF

Utile Foratura Anta..... L-78

Una Anta frontale

Codici	H mm	L mm	P mm	Kg	m³
D93-DFF3318/HLT	300	300	180	9,0	0,02
D93-DFF4318/HLT	300	400	180	10,0	0,03
D93-DFF3418/HLT	400	300	180	10,0	0,03
D93-DFF4418/HLT	400	400	180	12,0	0,04
D93-DFF5518/HLT	500	500	180	14,0	0,05

OMOLOGAZIONI

CE		EN 62208/02:2012	EN 61439-1
	■ **IP 55**	EN 62208/02:2012	EN 60 529 ; EN 61439-1
	Anta cieca: **IK10**	EN 62208/02:2012	EN 62 262 ; EN 61439-1
	Max Load Capacity	Pl. **200÷250Kg**	EN 62208/02:2012 EN 61439-1
		Anta **50Kg**	
	TYPE 1, 12, 4	FILE E238294	Standard 508
	NEMA 1, 12, 4		Standard 250
		ELE118311CS	Rina Rules Classification of Ships
		2011/65/CE	1272/2008/CE

■ DIVENTA IP66 CON TESTATE CHIUSE OPPURE CON FLANGIA INGRESSO CAVI UNICA, PIANA.

dimensions are in mm

technical data subject to change without notice

D93 boxes

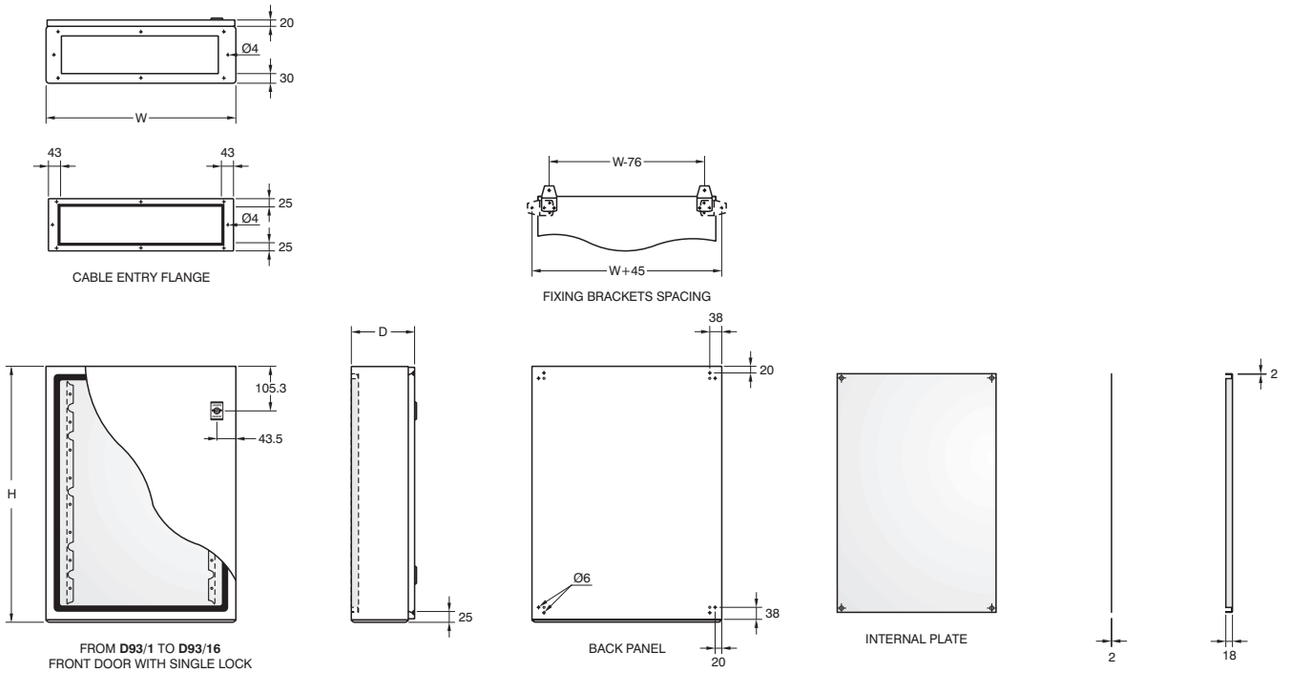

APPROVAL

CE		EN 62208/02:2012	EN 61439-1
TÜV	■ **IP 55**	EN 62208/02:2012	EN 60 529 ; EN 61439-1
	Solid door: **IK10**	EN 62208/02:2012	EN 62 262 ; EN 61439-1
	Max Load Capacity	Pl. **200÷250Kg**	EN 62208/02:2012 EN 61439-1
		Door **50Kg**	
c UL us	**TYPE 1, 12, 4**	FILE E238294	Standard 508
	NEMA 1, 12, 4		Standard 250
		ELE118311CS	Rina Rules Classification of Ships
RoHS REACH		2011/65/CE	1272/2008/CE

■ IP66 WITH CLOSED PANELS OR WITH SINGLE, FLAT CABLE ENTRY FLANGE.

D93 BOXES DIMENSIONS

Door drill dimensions (c/H max.590mm)... W-61 H-56
Door drill dimensions (c/H da 600mm)..... W-135 H-56
Internal door supports drill spacing..... W-105
Flat Internal Plate.....W-36 H-56
Bordered Internal Plate.....W-56 H-56
Drill Depth (With Internal Plate)..... D-17
Drill Depth (With Bordered Plate)..... D-22
Bottom Opening..... W-90 D-90
Cable Entry Flange.....W-6 D-40

One Door

Codes	H mm	W mm	D mm	Kg	m³
*D93/1	306	206	150	5,2	0,009
*D93/2	306	256	150	6,4	0,001
*D93/4	306	306	150	7,0	0,013
*D93/5	356	256	150	7,0	0,013
*D93/7	406	306	150	9,6	0,018
*D93/10	506	306	150	12,2	0,022
*D93/12	506	356	150	11,8	0,026
*D93/3	306	256	200	7,0	0,015
*D93/6	356	256	200	8,0	0,017
*D93/8	406	306	200	9,9	0,024
*D93/9	406	406	200	10,5	0,032
*D93/11	506	306	200	11,4	0,030
*D93/13	506	356	200	12,8	0,035
*D93/14	506	406	200	15,1	0,040
*D93/16	506	506	200	16,5	0,050
*D93/17	606	406	200	17,0	0,048
D93/19	606	606	200	23,6	0,072
D93/21	706	506	200	23,0	0,070
D93/23	806	506	200	26,0	0,080
D93/25	806	606	200	29,2	0,096
D93/882	806	806	200	34,0	0,130

* FLAT INTERNAL PLATE

One Door

Codes	H mm	W mm	D mm	Kg	m³
D93/28	906	606	200	32,7	0,110
D93/33	1006	806	200	45,6	0,160
*D93/15	506	406	250	15,9	0,050
*D93/18	606	406	250	19,1	0,060
D93/20	606	606	250	25,0	0,090
D93/22	706	506	250	24,5	0,087
D93/24	806	506	250	28,0	0,100
D93/26	806	606	250	30,8	0,120
D93/29	906	606	250	34,7	0,140
D93/31	1006	606	250	37,5	0,150
D93/34	1006	806	250	46,0	0,200
D93/37	1206	806	250	55,4	0,240
D93/27	806	606	300	32,5	0,150
D93/883	806	806	300	38,0	0,190
D93/30	906	606	300	36,7	0,160
D93/32	1006	606	300	39,8	0,180
D93/35	1006	806	300	49,7	0,240
D93/36	1206	606	300	46,0	0,220
D93/38	1206	806	300	59,0	0,290
D93/39	1206	1006	300	67,0	0,360

dimensions are in mm

technical data subject to change without notice

D93 boxes with two doors

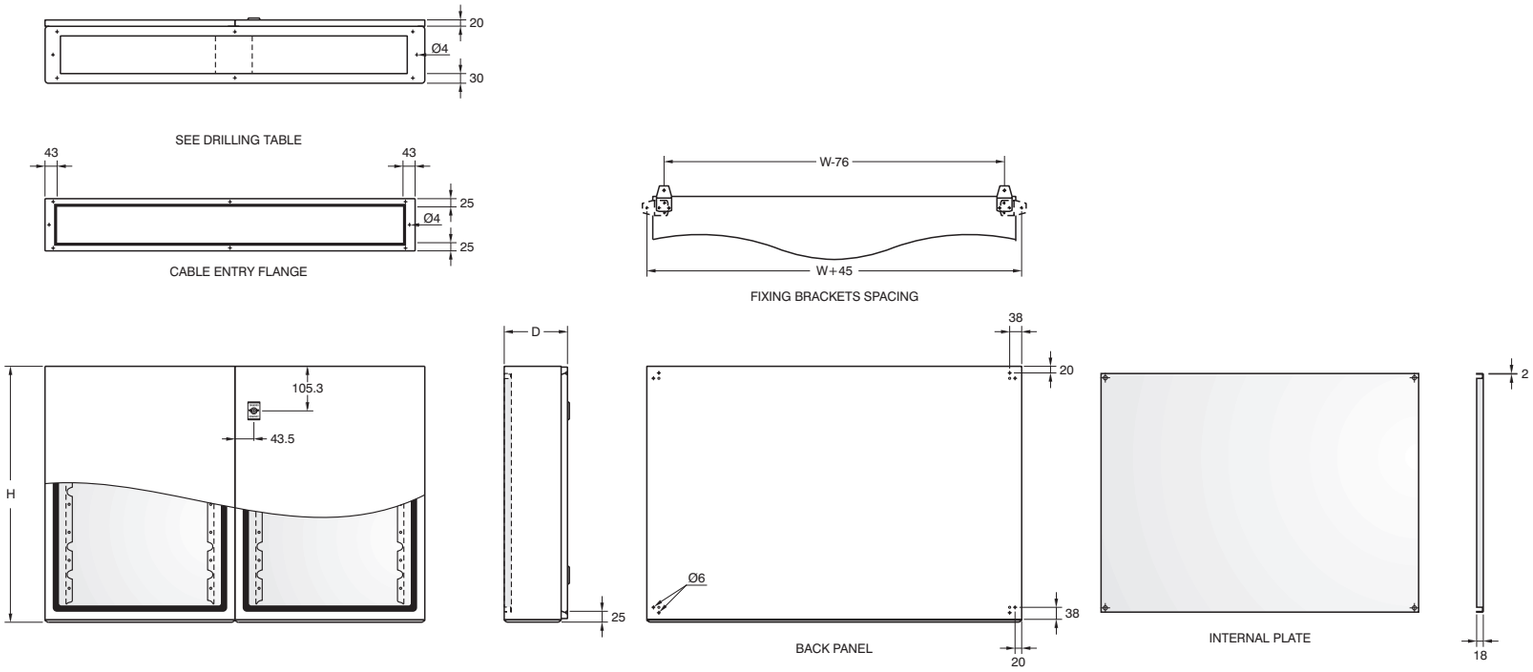

FLANGE AND DRILLING TABLE

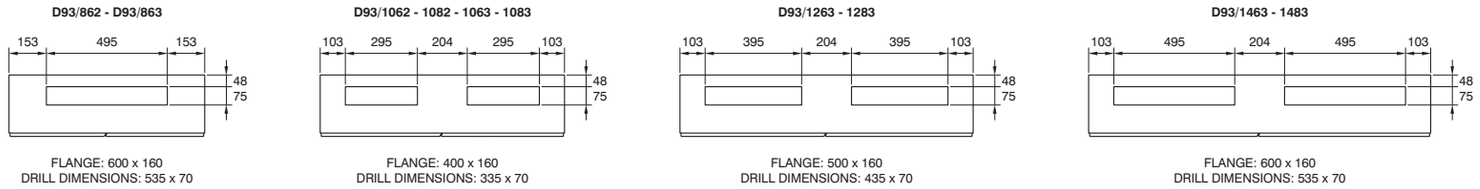

D93 BOXES WITH TWO DOORS DIMENSIONS

Door Drill Dimensions (R and I)..... ½W-135 H-56
Internal Door Supports Drill Dpacing..... W (door-105)
Bordered Internal Plate..... W-56 H-56
Drill Depth (With Bordered Plate)..... D-22
Bottom Opening..... See table
Cable Entry Flange..... See table

Two Doors

Codes	H mm	W mm	D mm	Kg	m³
D93/862	600	800	200	31,0	0,096
D93/1062	600	1000	200	42,0	0,120
D93/1082	800	1000	200	47,0	0,160
D93/863	600	800	300	34,0	0,150
D93/1063	600	1000	300	48,0	0,180
D93/1263	600	1200	300	53,0	0,220
D93/1463	600	1400	300	55,0	0,250
D93/1083	800	1000	300	54,0	0,160
D93/1283	800	1200	300	65,0	0,290
D93/1483	800	1400	300	69,0	0,340
*D93/10103	1000	1000	300	63,0	0,300
**D93/12103	1000	1200	300	72,0	0,360
**D93/12123	1200	1200	300	81,0	0,440
*D93/40	1206	1006	300	72,0	0,360

* SINGLE FLANGE
** FLANGE ON REQUEST

APPROVAL

CE		EN 62208/02:2012	EN 61439-1
TÜV	■ **IP 55**	EN 62208/02:2012	EN 60 529 ; EN 61439-1
	Solid door: **IK10**	EN 62208/02:201	EN 62 262 ; EN 61439-1
	Max Load Capacity	Pl. **200÷250Kg**	EN 62208/02:2012 EN 61439-1
		Door **50Kg**	
c UL us	**TYPE 1, 12, 4**	FILE E238294	Standard 508
	NEMA 1, 12, 4		Standard 250
RINA		ELE118311CS	Rina Rules Classification of Ships
RoHS REACH		2011/65/CE	1272/2008/CE

■ IP66 WITH CLOSED PANELS OR WITH SINGLE, FLAT CABLE ENTRY FLANGE.

D93S boxes

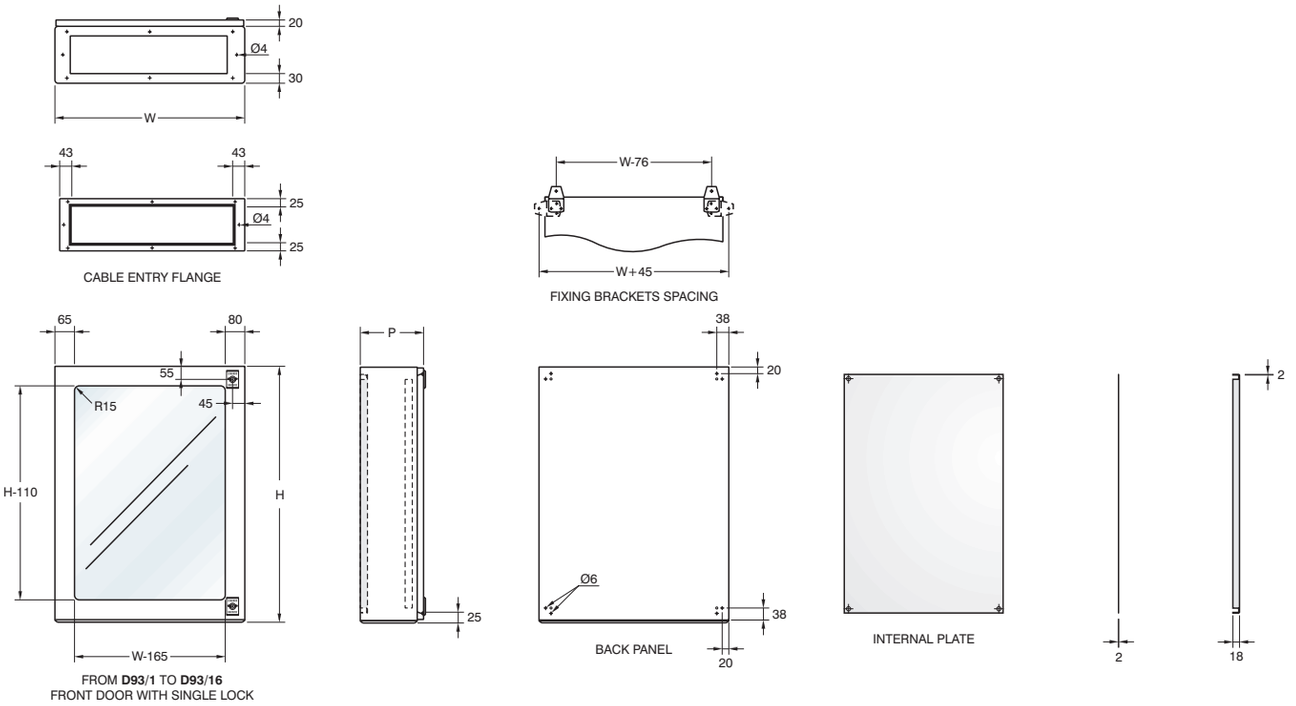

Single Glass Door

Codes	H mm	W mm	D mm	Kg	m³
* D93/8 S	406	306	200	11,5	0,024
* D93/9 S	406	406	200	12,5	0,032
* D93/11 S	506	306	200	13,5	0,030
* D93/13 S	506	356	200	15,0	0,035
* D93/14 S	506	406	200	17,5	0,040
* D93/16 S	506	506	200	19,5	0,050
* D93/17 S	606	406	200	20,0	0,048
D93/19 S	606	606	200	27,5	0,072
D93/21 S	706	506	200	27,0	0,070
D93/23 S	806	506	200	30,5	0,080
D93/25 S	806	606	200	34,5	0,096
D93/28 S	906	606	200	38,5	0,110
D93/33 S	1006	806	200	51,0	0,160
D93/15 S	506	406	250	19,0	0,050
D93/18 S	606	406	250	22,0	0,060
D93/20 S	606	606	250	29,0	0,090
D93/22 S	706	506	250	28,5	0,087
D93/24 S	806	506	250	32,5	0,100
D93/26 S	806	606	250	36,0	0,120
D93/29 S	906	606	250	40,5	0,140
D93/31 S	1006	606	250	44,0	0,150
D93/34 S	1006	806	250	54,5	0,200
D93/37 S	1206	806	250	65,5	0,240
D93/27 S	806	606	300	38,0	0,150
D93/30 S	906	606	300	42,5	0,160
D93/32 S	1006	606	300	46,5	0,180
D93/35 S	1006	806	300	59,0	0,240
D93/36 S	1206	606	300	54,0	0,220
D93/38 S	1206	806	300	69,0	0,290

* FLAT INTERNAL PLATE

D93S BOXES DIMENSIONS

Transparent Door Opening..... W-146 H-143
Internal Door..... W-76 H-60
Gap between External and Internal Door.. 50
Flat Internal Plate..... W-36 H-56
Bordered Internal Plate..... W-56 H-56
Drill Depth (With Internal Plate)..... D-67
Drill Depth (With Bordered Plate)..... D-72
Internal Door Drill Dimensions..... W door-40 H-20
Bottom Opening..... W-90 D-90
Cable Entry Flange..... W-6 D-40

APPROVAL

CE		EN 62208/02:2012	EN 61439-1
	IP 55	EN 62208/02:2012	EN 60 529 ; EN 61439-1
	Glass door: **IK08**	EN 62208/02:2012	EN 62 262 ; EN 61439-1
	Max Load Capacity	P.I. **200÷250Kg**	EN 62208/02:2012 EN 61439-1
		Door **50Kg**	
		ELE118311CS	Rina Rules Classification of Ships
RoHS REACH		2011/65/CE	1272/2008/CE

dimensions are in mm

technical data subject to change without notice

D93S-A stainless-steel boxes

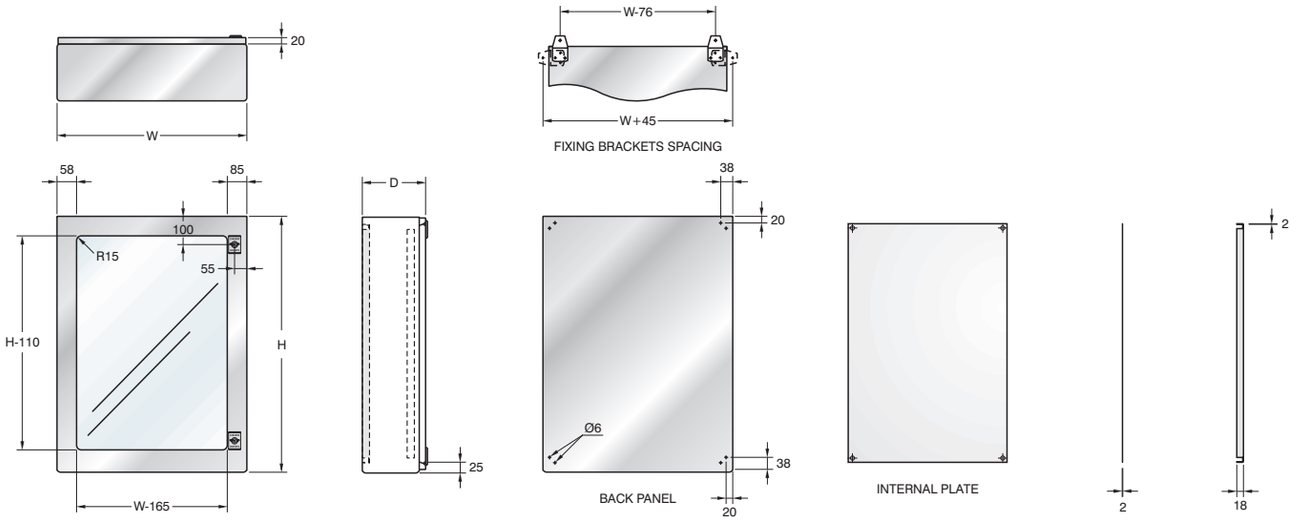

FROM **D93/1** TO **D93/16**
FRONT DOOR WITH SINGLE LOCK

Single Glass Door stainless-steel

Codes	H mm	W mm	D mm	Kg	m³
D93/8 SA	406	306	200	11,5	0,024
D93/9 SA	406	406	200	12,5	0,032
D93/11 SA	506	306	200	13,5	0,030
D93/13 SA	506	356	200	15,0	0,035
D93/14 SA	506	406	200	17,5	0,040
D93/16 SA	506	506	200	19,5	0,050
D93/17 SA	606	406	200	20,0	0,048
D93/19 SA	606	606	200	27,5	0,072
D93/21 SA	706	506	200	27,0	0,070
D93/23 SA	806	506	200	30,5	0,080
D93/25 SA	806	606	200	34,5	0,096
D93/28 SA	906	606	200	38,5	0,110
D93/33 SA	1006	806	200	51,0	0,160
D93/15 SA	506	406	250	19,0	0,050
D93/18 SA	606	406	250	22,0	0,060
D93/20 SA	606	606	250	29,0	0,090
D93/22 SA	706	506	250	28,5	0,087
D93/24 SA	806	506	250	32,5	0,100
D93/26 SA	806	606	250	36,0	0,120
D93/29 SA	906	606	250	40,5	0,140
D93/31 SA	1006	606	250	44,0	0,150
D93/34 SA	1006	806	250	54,5	0,200
D93/37 SA	1206	806	250	65,5	0,240
D93/27 SA	806	606	300	38,0	0,150
D93/30 SA	906	606	300	42,5	0,160
D93/32 SA	1006	606	300	46,5	0,180
D93/35 SA	1006	806	300	59,0	0,240
D93/36 SA	1206	606	300	54,0	0,220
D93/38 SA	1206	806	300	69,0	0,290

D93S-A BOXES DIMENSIONS

Transparent Door Opening..... W-146 H-143
Internal Door..... W-76 H-60
Gap between External and Internal Door.. 58
Flat Internal Plate..... W-36 H-56
Bordered Internal Plate..... W-56 H-56
Drill Depth (With Internal Plate)..... D-75
Drill Depth (With Bordered Plate)..... D-80
Internal Door Drill Dimensions..... W door-40 H-20
Bottom Opening..... W-90 D-90
Cable Entry Flange..... W-6 D-40

APPROVAL

CE		EN 62208/02:2012	EN 61439-1
	IP 55	EN 62208/02:2012	EN 60 529 ; EN 61439-1
	Glass Door: **IK08**	EN 62208/02:2012	EN 62 262 ; EN 61439-1
	Max Load Capacity	Pl. **200÷250Kg**	EN 62208/02:2012 EN 61439-1
		Door **50Kg**	
		ELE118311CS	Rina Rules Classification of Ships
RoHS REACH		2011/65/CE	1272/2008/CE

dimensions are in mm

technical data subject to change without notice

D93-A stainless-steel boxes

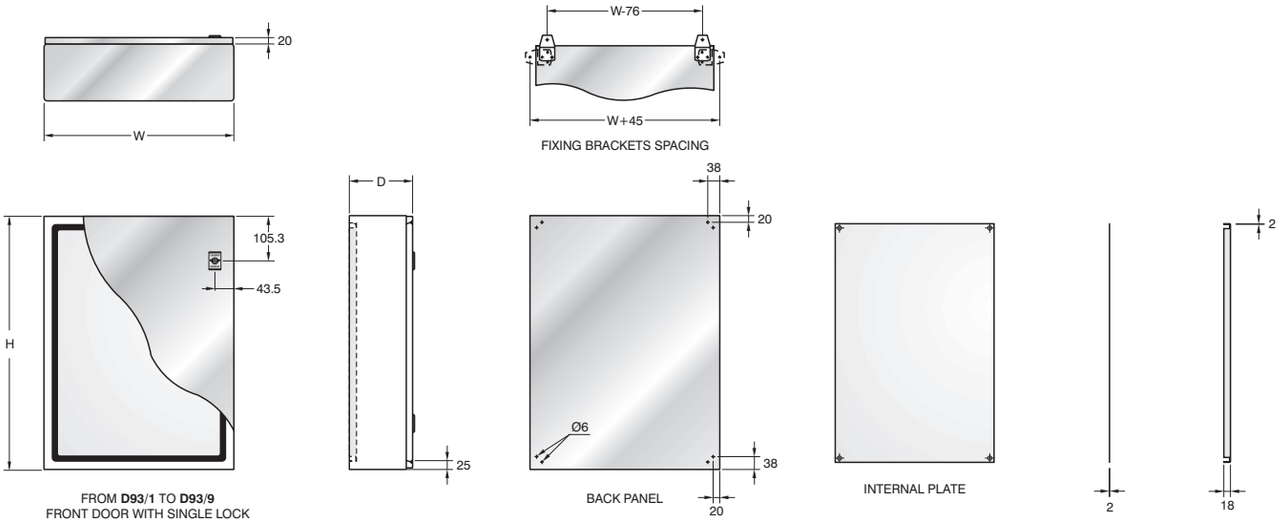

APPROVAL

CE		EN 62208/02:2012	EN 61439-1
	IP 66	EN 62208/02:2012	EN 60 529 ; EN 61439-1
	Solid door: **IK10**	EN 62208/02:2012	EN 62 262 ; EN 61439-1
	Max Load Capacity	Pl. **200÷250Kg**	EN 62208/02:2012 EN 61439-1
		Door **50Kg**	
	TYPE 1, 12, 4, 4X	FILE E238294	Standard 508
	NEMA 1, 12, 4, 4X		Standard 250
		ELE118311CS	Rina Rules Classification of Ships
RoHS REACH		2011/65/CE	1272/2008/CE

D93-A BOXES DIMENSIONS

Door Drill Dimensions.....W-62 H-60
Flat Internal Plate.....W-36 H-56
Border Internal Plate.....W-56 H-56
Drill Depth (With Internal Plate).....D-17
Drill Depth (With Bordered Plate).....D-22

Single Door stainless-steel

Codes	H mm	W mm	D mm	Kg	m³
* D93/1A	306	206	150	5,2	0,009
* D93/2A	306	256	150	6,4	0,001
* D93/4A	306	306	150	7,0	0,013
* D93/5A	356	256	150	7,0	0,013
* D93/7A	406	306	150	9,6	0,018
* D93/10A	506	306	150	12,2	0,022
* D93/12A	506	356	150	11,8	0,026
* D93/3A	306	256	200	7,0	0,015
* D93/6A	356	256	200	8,0	0,017
* D93/8A	406	306	200	9,9	0,024
* D93/9A	406	406	200	10,5	0,032
* D93/11A	506	306	200	11,4	0,030
* D93/13A	506	356	200	12,8	0,035
* D93/14A	506	406	200	15,1	0,040
* D93/16A	506	506	200	16,5	0,050
* D93/17A	606	406	200	17,0	0,048
D93/19A	606	606	200	23,6	0,072
D93/21A	706	506	200	23,0	0,070
D93/23A	806	506	200	26,0	0,080
D93/25A	806	606	200	29,2	0,096
D93/882A	806	806	200	34,0	0,130

Single Door stainless-steel

Codes	H mm	W mm	D mm	Kg	m³
D93/28A	906	606	200	32,7	0,110
D93/33A	1006	806	200	45,6	0,160
* D93/15A	506	406	250	15,9	0,050
* D93/18A	606	406	250	19,1	0,060
D93/20A	606	606	250	25,0	0,090
D93/22A	706	506	250	24,5	0,087
D93/24A	806	506	250	28,0	0,100
D93/26A	806	606	250	30,8	0,120
D93/29A	906	606	250	34,7	0,140
D93/31A	1006	606	250	37,5	0,150
D93/34A	1006	806	250	46,0	0,200
D93/37A	1206	806	250	55,4	0,240
D93/27A	806	606	300	32,5	0,150
D93/883A	806	806	300	38,0	0,190
D93/30A	906	606	300	36,7	0,160
D93/32A	1006	606	300	39,8	0,180
D93/35A	1006	806	300	49,7	0,240
D93/36A	1206	606	300	46,0	0,220
D93/38A	1206	806	300	59,0	0,290
D93/39A	1206	1006	300	67,0	0,360

* FLAT INTERNAL PLATE

dimensions are in mm

technical data subject to change without notice

D93-A stainless-steel boxes two doors

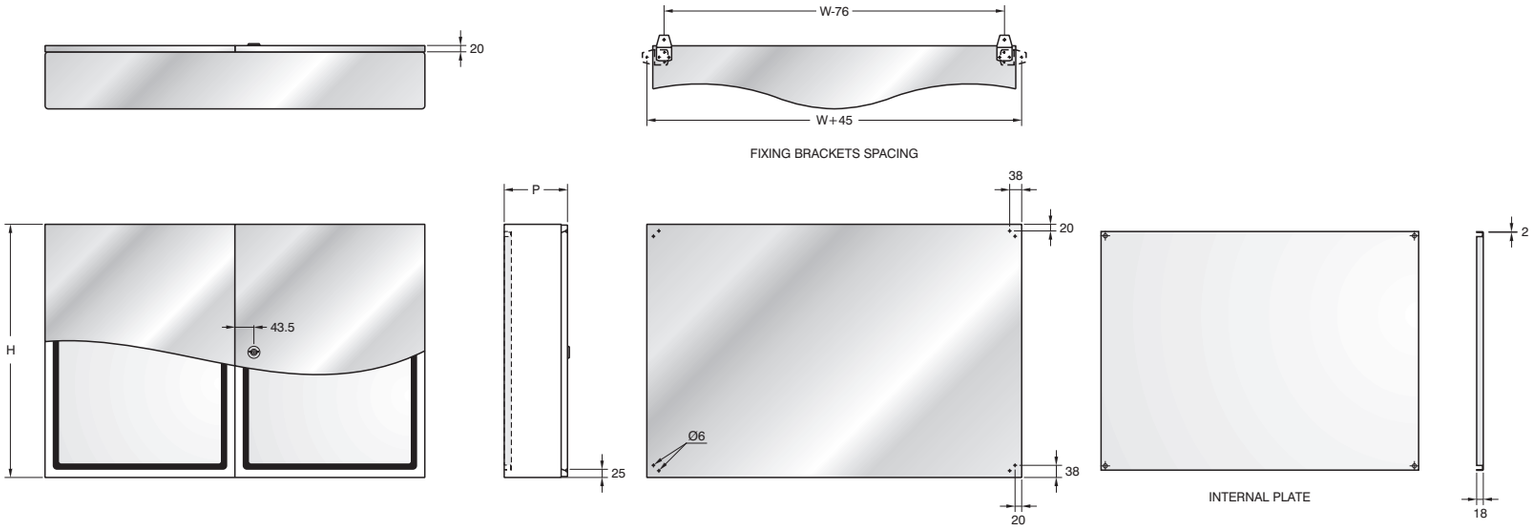

D93-A BOXES DIMENSIONS TWO DOORS

R Door..... ½W+8
L Door..... ½W-6
R Door Drill Dimensions..... W door-120 H-60
L Door Drill Dimensions..... W door-60 H-60
Bordered Internal Plate..... W-56 H-56
Drill Depth (With Bordered Plate)..... D-22

Two Doors stainless-steel

Codes	H mm	W mm	D mm	Kg	m³
D93/862A	600	800	200	31,0	0,096
D93/1062A	600	1000	200	42,0	0,120
D93/1082A	800	1000	200	47,0	0,160
D93/863A	600	800	300	34,0	0,150
D93/1063A	600	1000	300	48,0	0,180
D93/1263A	600	1200	300	53,0	0,220
D93/1463A	600	1400	300	55,0	0,250
D93/1083A	800	1000	300	54,0	0,160
D93/1283A	800	1200	300	65,0	0,290
D93/1483A	800	1400	300	69,0	0,340
D93/10103A	1000	1000	300	63,0	0,300
D93/12103A	1000	1200	300	72,0	0,360
D93/12123A	1200	1200	300	81,0	0,440
D93/40A	1206	1006	300	72,0	0,360

APPROVAL

CE		EN 62208/02:2012	EN 61439-1
	IP 66	EN 62208/02:2012	EN 60 529 ; EN 61439-1
	Solid door: **IK10**	EN 62208/02:2012	EN 62 262 ; EN 61439-1
	Max Load Capacity	Pl. **200÷250Kg**	EN 62208/02:2012 EN 61439-1
		Door **50Kg**	
	TYPE 1, 12, 4, 4X	FILE E238294	Standard 508
	NEMA 1, 12, 4, 4X		Standard 250
		ELE118311CS	Rina Rules Classification of Ships
		2011/65/CE	1272/2008/CE

dimensions are in mm

technical data subject to change without notice

technical data: ES boxes

ES boxes

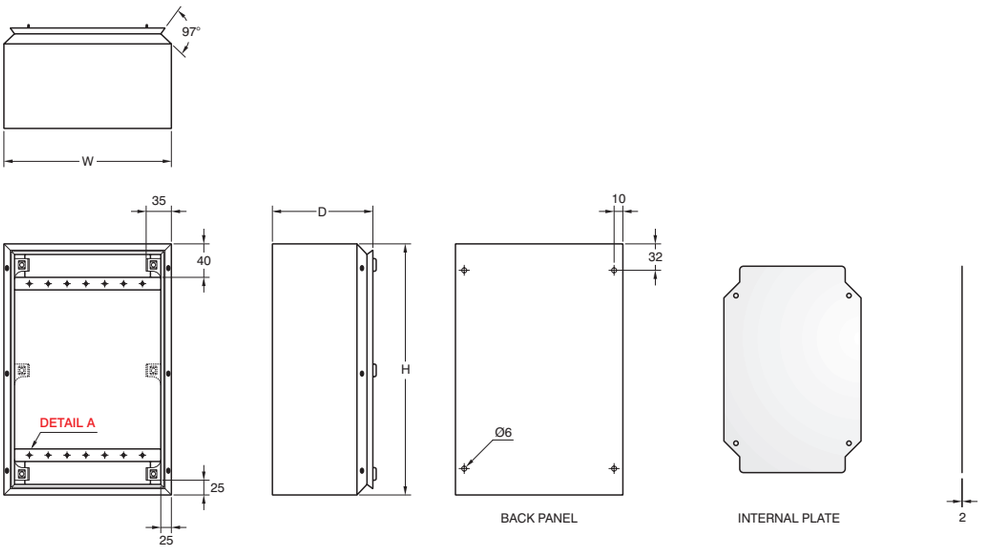

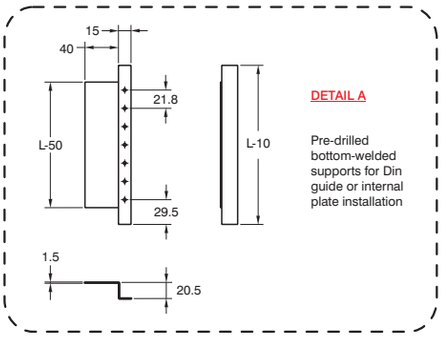

ES cover

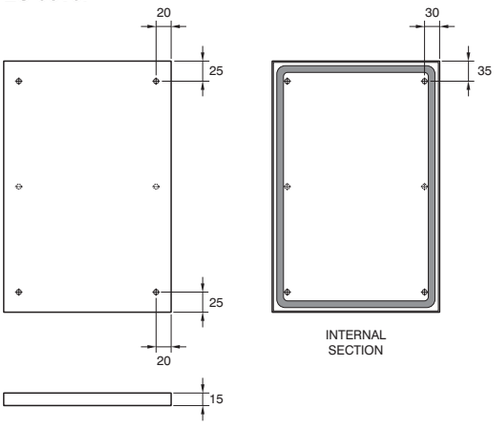

ES BOXES DIMENSIONS

Cover Drill Dimensions..... W-30 H-30
Flat Internal Plate..... W-18 H-25
Drill Depth (with internal plate)..... D-26
Internal Support Spacing..... H-95
Back Drill Spacing Ø6..... W-20 H-64

Fixed Cover

Codes	H mm	W mm	D mm	Kg	m³
ES1	150	180	80	1,7	0,002
ES23	150	300	80	2,4	0,004
ES2	180	200	80	2	0,003
ES21	200	200	80	2,1	0,004
ES24	150	300	120	2,8	0,005
ES22	200	200	120	2,5	0,006
ES3	200	300	120	3,2	0,007
ES4	200	400	120	4,7	0,009
ES5	200	500	120	5,5	0,012
ES6	200	600	120	6,2	0,014
* ES29	200	800	120	7,6	0,019
ES25	300	300	120	4,3	0,010
ES26	300	400	120	5,2	0,014
ES7	300	500	120	7,1	0,018
ES28	300	600	120	7,8	0,021
ES27	400	400	120	6,4	0,019
ES13	400	500	120	8,3	0,024
ES8	400	600	120	10,4	0,028
* ES9	400	800	120	12,9	0,038

Internal Plate

Codes
ES1P
ES23P
ES2P
ES21P
ES23P
ES21P
ES3P
ES4P
ES5P
ES6P
ES29P
ES25P
ES26P
ES7P
ES28P
ES27P
ES13P
ES8P
ES9P

* 6-SCREW COVER

APPROVALS

CE		EN 62208/02:2012	EN 61439-1
TÜV	**IP 66**	EN 62208/02:2012	EN 60 529 ; EN 61439-1
	IK10	EN 62208/02:2012	EN 62 262 ; EN 61439-1
	Max Load Capacity	P.I. **40÷60Kg**	EN 62208/02:2012 EN 61439-1
		Cover **8-15Kg**	
c UL us	**TYPE 1, 12, 4**	FILE E238294	Standard 508
	NEMA 1, 12, 4	FILE E238294	Standard 250
RINA		ELE118311CS	Rina Rules Classification of Ships
RoHS REACH		2011/65/CE	1272/2008/CE

dimensions are in mm

technical data subject to change without notice

ES-A stainless-steel boxes

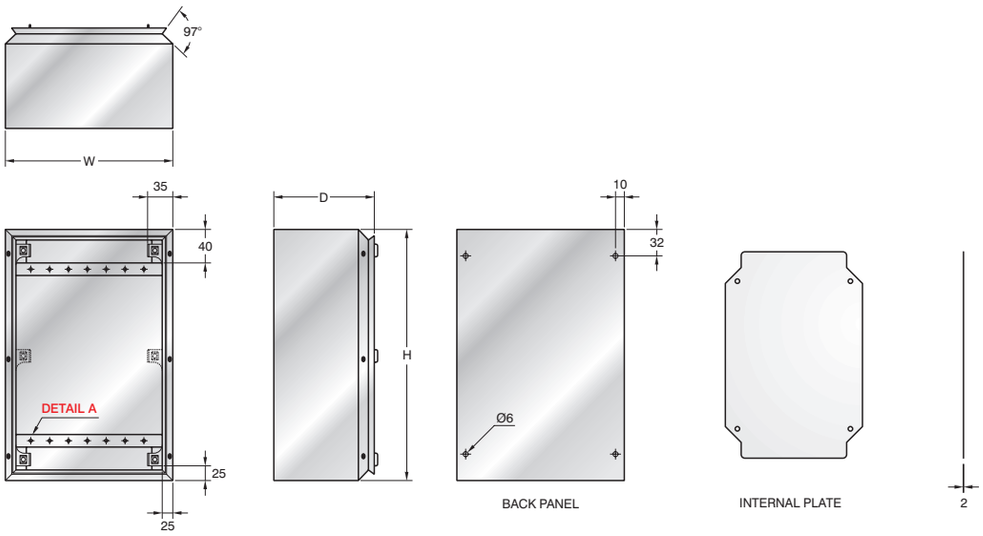

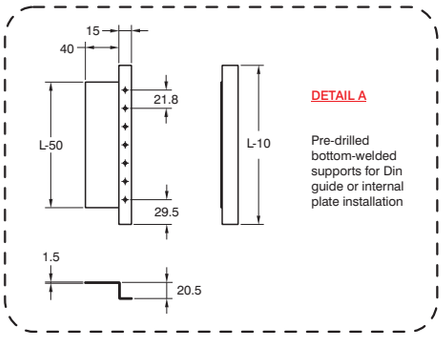

ES-A cover

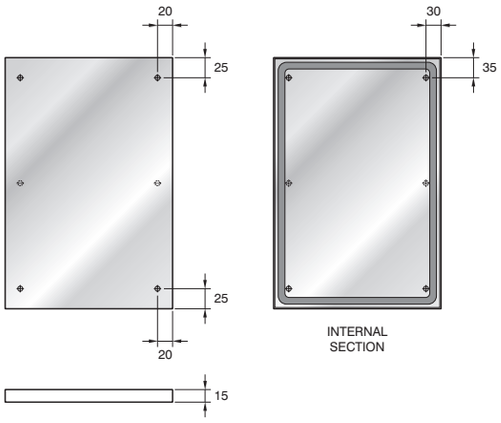

ES-A BOXES DIMENSIONS

Cover Drill Dimensions..... W-30 H-30
Flat Internal Plate..... W-18 H-25
Drill Depth (with internal plate)..... D-26
Internal Support Spacing..... H-95
Back Drill Spacing Ø6..... W-20 H-64

Fixed Cover

Codes	H mm	W mm	D mm	Kg	m³
ES1A	150	180	80	1,7	0,002
ES23A	150	300	80	2,4	0,004
ES2A	180	200	80	2	0,003
ES21A	200	200	80	2,1	0,004
ES24A	150	300	120	2,8	0,005
ES22A	200	200	120	2,5	0,006
ES3A	200	300	120	3,2	0,007
ES4A	200	400	120	4,7	0,009
ES5A	200	500	120	5,5	0,012
ES6A	200	600	120	6,2	0,014
* ES29A	200	800	120	7,6	0,019
ES25A	300	300	120	4,3	0,010
ES26A	300	400	120	5,2	0,014
ES7A	300	500	120	7,1	0,018
ES28A	300	600	120	7,8	0,021
ES27A	400	400	120	6,4	0,019
ES13A	400	500	120	8,3	0,024
ES8A	400	600	120	10,4	0,028
* ES9A	400	800	120	12,9	0,038

* 6-SCREW COVER

Internal Plate

Codes
ES1P
ES23P
ES2P
ES21P
ES23P
ES21P
ES3P
ES4P
ES5P
ES6P
ES29P
ES25P
ES26P
ES7P
ES28P
ES27P
ES13P
ES8P
ES9P

APPROVALS

CE		EN 62208/02:2012	EN 61439-1
TÜV	**IP 66**	EN 62208/02:2012	EN 60 529 ; EN 61439-1
	IK10	EN 62208/02:2012	EN 62 262 ; EN 61439-1
	Max Load Capacity	Pl. **40÷60Kg**	EN 62208/02:2012 EN 61439-1
		Cover **8-15Kg**	
c UL us	**TYPE 1, 12, 4, 4x**	FILE E238294	Standard 508
	NEMA 1, 12, 4, 4x	FILE E238294	Standard 250
RINA		ELE118311CS	Rina Rules Classification of Ships
RoHS REACH		2011/65/CE	1272/2008/CE

technical data: ES-PU boxes with solid cover

ES-PU boxes

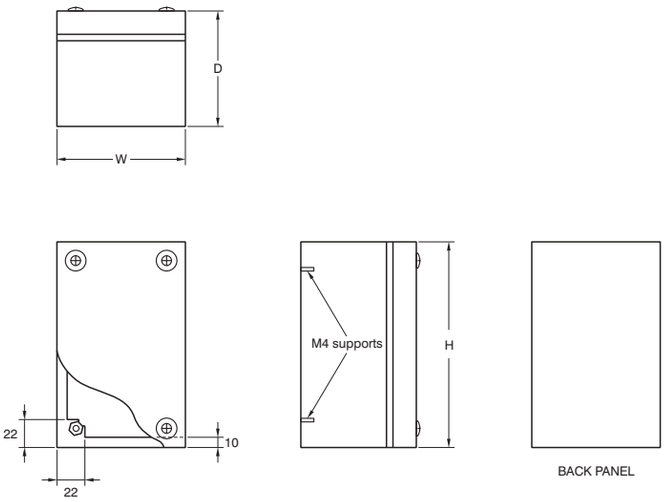

ES-PU cover

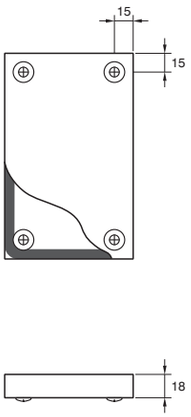

ES-PU BOXES DIMENSIONS

Cover Drill Dimensions.....W-30 H-30
Drill Depth.....D-3
Internal Support Spacing.....H-46

Fixed Cover

Codes	H mm	W mm	D mm	Kg	m³
ES-PU886.35	80	80	60	0,5	0,001
ES-PU886.35Y	80	80	60	0,5	0,001
ES-PU1287.35	120	80	70	0,8	0,002
ES-PU10107.35	100	100	70	0,5	0,001
ES-PU10109.35	100	100	90	0,6	0,002
ES-PU16109.35	160	100	90	1,1	0,003
ES-PU22109.35	220	100	90	1,5	0,004
ES-PU28109.35	280	100	90	1,8	0,005
ES-PU12127.35	120	120	70	1,5	0,004
ES-PU14127.35	140	120	70	1,5	0,004
ES-PU16169.35	160	160	90	1,5	0,004
ES-PU28169.35	280	160	90	2,3	0,006

APPROVALS

CE		EN 62208/02:2012	EN 61439-1
TÜV	**IP 66**	EN 62208/02:2012	EN 60 529 ; EN 61439-1
	IK10	EN 62208/02:2012	EN 62 262 ; EN 61439-1
c UL us	**TYPE 1, 12, 4**	FILE E238294	Standard 508
	NEMA 1, 12, 4	FILE E238294	Standard 250
RINA		ELE118311CS	Rina Rules Classification of Ships
RoHS REACH		2011/65/CE	1272/2008/CE

dimensions are in mm

technical data subject to change without notice

ES-PU A stainless-steel boxes

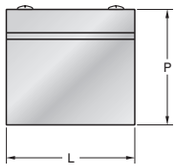

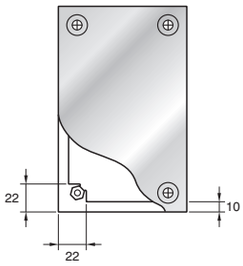

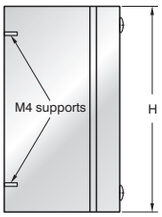

BACK PANEL

ES-PU A cover

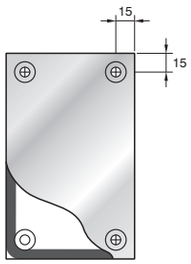

ES-PU A BOXES DIMENSIONS

Cover Drill Dimensions.....W-30 H-30
Drill Depth.....D-3
Internal Support Spacing.....H-46

Fixed Cover

Codes	H mm	W mm	D mm	Kg	m³
ES-PU886A	80	80	60	0,5	0,001
ES-PU1287A	120	80	70	0,5	0,001
ES-PU10107A	100	100	70	0,8	0,002
ES-PU10109A	100	100	90	0,5	0,001
ES-PU16109A	160	100	90	0,6	0,002
ES-PU22109A	220	100	90	1,1	0,003
ES-PU28109A	280	100	90	1,5	0,004
ES-PU12127A	120	120	70	1,8	0,005
ES-PU14127A	140	120	70	1,5	0,004
ES-PU16169A	160	160	90	1,5	0,004
ES-PU28169A	280	160	90	1,5	0,004

APPROVALS

CE		EN 62208/02:2012	EN 61439-1
TÜV	**IP 66**	EN 62208/02:2012	EN 60 529 ; EN 61439-1
	IK10	EN 62208/02:2012	EN 62 262 ; EN 61439-1
c UL us	**TYPE 1, 12, 4, 4X**	FILE E238294	Standard 508
	NEMA 1, 12, 4, 4X	FILE E238294	Standard 250
RINA		ELE118311CS	Rina Rules Classification of Ships
RoHS REACH		2011/65/CE	1272/2008/CE

dimensions are in mm

technical data subject to change without notice

technical data: ES-PU A stainless-steel boxes with drilled cover

ES-PU A stainless-steel boxes

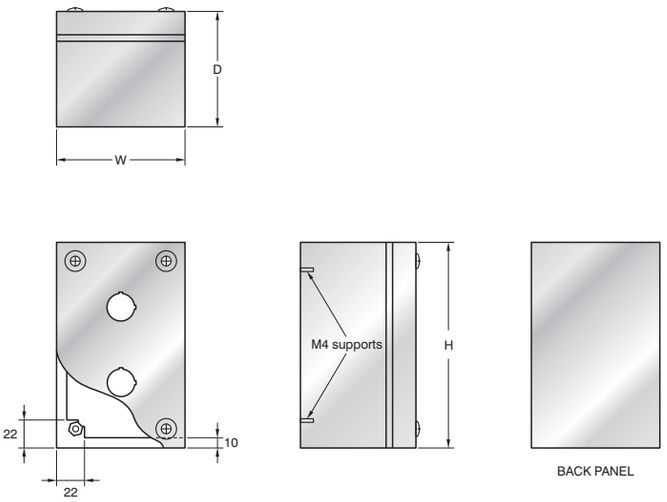

ES-PU A Painted Sheet boxes

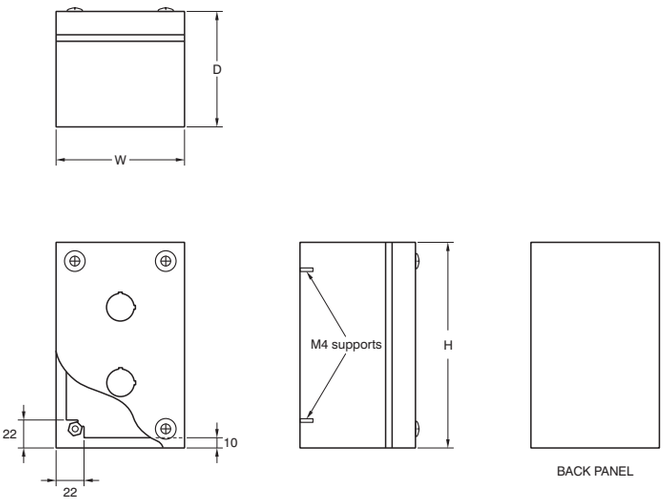

ES-PU A cover

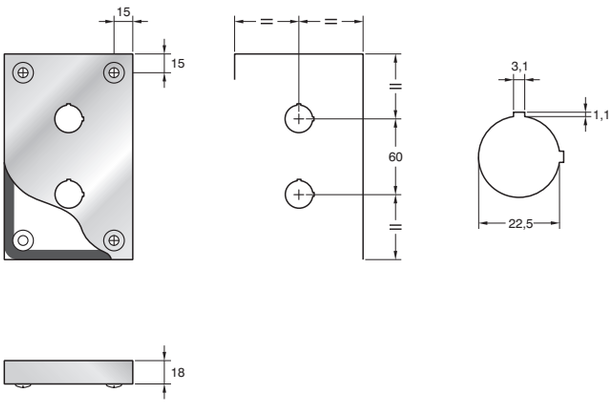

ES-PU A cover

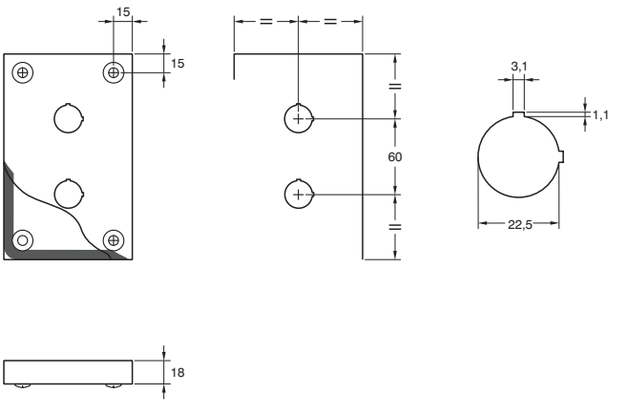

ES-PU A BOXES DIMENSIONS

Cover Drill Dimensions.....W-30 H-30
Drill Depth.....D-3
Internal Support Spacing.....H-46

APPROVALS

CE		EN 62208/02:2012	EN 61439-1
TÜV	**IP 66**	EN 62208/02:2012	EN 60 529 ; EN 61439-1
	IK10	EN 62208/02:2012	EN 62 262 ; EN 61439-1
c UL us	**TYPE 1, 12, 4, 4X**	FILE E238294	Standard 508
	NEMA 1, 12, 4, 4X	FILE E238294	Standard 250
RINA		ELE118311CS	Rina Rules Classification of Ships
RoHS REACH		2011/65/CE	1272/2008/CE

Fixed Cover in Stainless-steel

Codes	H mm	W mm	D mm	Kg	m³
ES-PU886/1A	80	80	60	0,5	0,001
ES-PU10109/1A	100	100	90	0,6	0,002
ES-PU16109/2A	160	100	90	1,1	0,003
ES-PU22109/3A	220	100	90	1,5	0,004
ES-PU28109/4A	280	100	90	1,8	0,005

Fixed Cover in Painted Sheet

Codes	H mm	W mm	D mm	Kg	m³
ES-PU886/1	80	80	60	0,5	0,001
ES-PU10109/1	100	100	90	0,6	0,002
ES-PU16109/2	160	100	90	1,1	0,003
ES-PU22109/3	220	100	90	1,5	0,004
ES-PU28109/4	280	100	90	1,8	0,005

dimensions are in mm

technical data subject to change without notice

D01 boxes

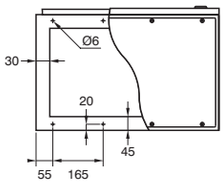

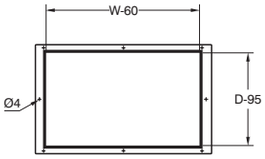

CABLE ENTRY FLANGE

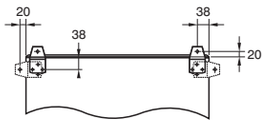

FIXING BRACKETS SPACING

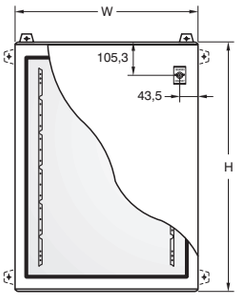

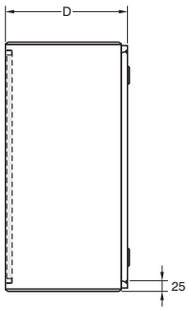

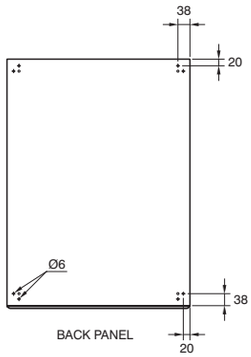

BACK PANEL

INTERNAL PLATE

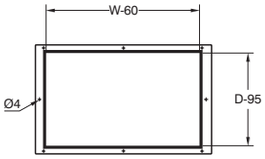

CABLE ENTRY FLANGE

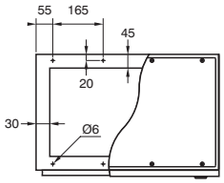

D01 BOXES DIMENSIONS

Single Door..... W-2 H-19
Door Drill Dimensions..... W-135 H-74
Internal Door Supports Drill Spacing..... W-135
Bordered Internal Plate..... W-56 H-56
Drill Depth..... D-22
Bottom Opening..... W-90 D-90
Top/Bottom Cable Entry Flange..... W-6 D-40

Single Door

Codes	H mm	W mm	D mm	Kg	m³
D01/4604	614	400	400	22	0,10
D01/6604	614	600	400	28,5	0,14
D01/5704	714	500	400	28,5	0,14
D01/6804	814	600	400	36	0,19
D01/6104	1014	600	400	43	0,24
D01/8104	1014	800	400	52	0,32
D01/6124	1214	600	400	50	0,29
D01/8124	1214	800	400	61	0,39
D01/6144	1414	600	400	57	0,34
D01/8144	1414	800	400	70	0,45

APPROVALS

CE		EN 62208/02:2012	EN 61439-1
TÜV	**IP 55**	EN 62208/02:2012	EN 60 529 ; EN 61439-1
	Solid door: **IK10**	EN 62208/02:2012	EN 62 262 ; EN 61439-1
	Max Load Capacity	P.I. **200÷250Kg**	EN 62208/02:2012 EN 61439-1
		Door **50Kg**	
RoHS REACH		2011/65/CE	1272/2008/CE

dimensions are in mm

technical data subject to change without notice

technical data: DRC cabinets

Single Door

Codes	H mm	W mm	D mm	Kg	m³
DRC165	1410	600	400	70	0,33
DRC168	1410	600	500	73	0,42
DRC171	1410	600	600	76	0,50
DRC166	1410	800	400	94	0,45
DRC169	1410	800	500	97	0,56
DRC172	1410	800	600	101	0,67
DRC174	1610	400	400	53	0,25
DRC179	1610	400	500	56	0,32
DRC184	1610	400	600	59	0,38
DRC175	1610	600	400	78	0,38
DRC180	1610	600	500	81	0,48
DRC185	1610	600	600	84	0,57
DRC176	1610	800	400	103	0,51
DRC181	1610	800	500	106	0,64
DRC186	1610	800	600	109	0,77
DRC177	1610	1000	400	119	0,64
DRC182	1610	1000	500	125	0,80
DRC187	1610	1000	600	131	0,96
DRC1824	1810	200	400	45	0,14
DRC1825	1810	200	500	48	0,18
DRC1826	1810	200	600	54	0,21
DRC1828	1810	200	800	62	0,28
DRC1810	1810	200	1000	70	0,36
DRC150	1810	400	400	64	0,28
DRC151	1810	400	500	67	0,36
DRC152	1810	400	600	70	0,43
DRC153	1810	400	800	75	0,57
DRC154	1810	400	1000	81	0,72
DRC1	1810	600	400	86	0,43
DRC2	1810	600	500	89	0,54
DRC3	1810	600	600	92	0,65
DRC4	1810	600	800	98	0,86
DRC5	1810	600	1000	104	1,08
DRC6	1810	800	400	112	0,57
DRC7	1810	800	500	115	0,72
DRC8	1810	800	600	118	0,86
DRC9	1810	800	800	124	1,15
DRC10	1810	800	1000	130	1,44
DRC11	1810	1000	400	130	0,72
DRC12	1810	1000	500	136	0,90
DRC13	1810	1000	600	142	1,08
DRC14	1810	1000	800	148	1,44
DRC15	1810	1000	1000	154	1,81

Single Door

Codes	H mm	W mm	D mm	Kg	m³
DRC2024	2010	200	400	48	0,16
DRC2025	2010	200	500	51	0,20
DRC2026	2010	200	600	57	0,24
DRC2028	2010	200	800	64	0,32
DRC2010	2010	200	1000	72	0,40
DRC155	2010	400	400	71	0,32
DRC156	2010	400	500	74	0,40
DRC157	2010	400	600	77	0,48
DRC158	2010	400	800	83	0,64
DRC159	2010	400	1000	89	0,80
DRC21	2010	600	400	94	0,48
DRC22	2010	600	500	97	0,60
DRC23	2010	600	600	100	0,72
DRC24	2010	600	800	106	0,96
DRC25	2010	600	1000	112	1,20
DRC26	2010	800	400	121	0,64
DRC27	2010	800	500	124	0,80
DRC28	2010	800	600	127	0,96
DRC29	2010	800	800	133	1,28
DRC30	2010	800	1000	139	1,60
DRC31	2010	1000	400	141	0,80
DRC32	2010	1000	500	147	1,00
DRC33	2010	1000	600	153	1,20
DRC34	2010	1000	800	165	1,60
DRC35	2010	1000	1000	177	2,01
DRC2224	2210	200	400	52	0,17
DRC2225	2210	200	500	56	0,22
DRC2226	2210	200	600	64	0,26
DRC2228	2210	200	800	72	0,35
DRC2210	2210	200	1000	81	0,44
DRC160	2210	400	400	77	0,35
DRC161	2210	400	500	80	0,44
DRC162	2210	400	600	83	0,53
DRC163	2210	400	800	89	0,70
DRC164	2210	400	1000	95	0,88
DRC61	2210	600	400	102	0,53
DRC62	2210	600	500	105	0,66
DRC63	2210	600	600	108	0,79
DRC64	2210	600	800	114	1,06
DRC65	2210	600	1000	120	1,32
DRC66	2210	800	400	131	0,70
DRC67	2210	800	500	134	0,88
DRC68	2210	800	600	137	1,06
DRC69	2210	800	800	143	1,41
DRC70	2210	800	1000	149	1,76
DRC71	2210	1000	400	153	0,88
DRC72	2210	1000	500	160	1,10
DRC73	2210	1000	600	166	1,32
DRC74	2210	1000	800	178	1,79
DRC75	2210	1000	1000	190	2,21

Two Doors

Codes	H mm	W mm	D mm	Kg	m³
DRC167	1410	1200	400	127	0,67
DRC170	1410	1200	500	133	0,84
DRC173	1410	1200	600	140	1,01
DRC178	1610	1200	400	140	0,77
DRC183	1610	1200	500	146	0,96
DRC188	1610	1200	600	152	1,15
DRC16	1810	1200	400	153	0,86
DRC17	1810	1200	500	159	1,08
DRC18	1810	1200	600	165	1,30
DRC19	1810	1200	800	177	1,73
DRC20	1810	1200	1000	189	2,17
DRC41	1810	1400	400	176	1,00
DRC42	1810	1400	500	182	1,26
DRC43	1810	1400	600	194	1,52
DRC44	1810	1400	800	206	2,02
DRC45	1810	1400	1000	215	2,53
DRC46	1810	1600	400	199	1,15
DRC47	1810	1600	500	205	1,44
DRC48	1810	1600	600	211	1,73
DRC49	1810	1600	800	223	2,31
DRC50	1810	1600	1000	235	2,89

Two Doors

Codes	H mm	W mm	D mm	Kg	m³
DRC36	2010	1200	400	166	0,96
DRC37	2010	1200	500	172	1,20
DRC38	2010	1200	600	178	1,44
DRC39	2010	1200	800	190	1,92
DRC40	2010	1200	1000	202	2,41
DRC51	2010	1400	400	191	1,12
DRC52	2010	1400	500	197	1,40
DRC53	2010	1400	600	203	1,68
DRC54	2010	1400	800	215	2,57
DRC55	2010	1400	1000	228	2,81
DRC56	2010	1600	400	216	1,28
DRC57	2010	1600	500	222	1,60
DRC58	2010	1600	600	228	1,92
DRC59	2010	1600	800	240	2,57
DRC60	2010	1600	1000	256	3,21
DRC76	2210	1200	400	179	1,06
DRC77	2210	1200	500	185	1,32
DRC78	2210	1200	600	191	1,59
DRC79	2210	1200	800	203	2,12
DRC80	2210	1200	1000	215	2,65
DRC82	2210	1400	500	206	1,54
DRC83	2210	1400	600	212	1,85
DRC84	2210	1400	800	224	2,47
DRC87	2210	1600	500	239	1,76
DRC88	2210	1600	600	245	2,12
DRC89	2210	1600	800	257	2,82

dimensions are in mm

technical data subject to change without notice

1 and 2 doors DRC cabinets: Width with side panels installed +10 mm
In in-line configurations +2 mm (for each module pair)

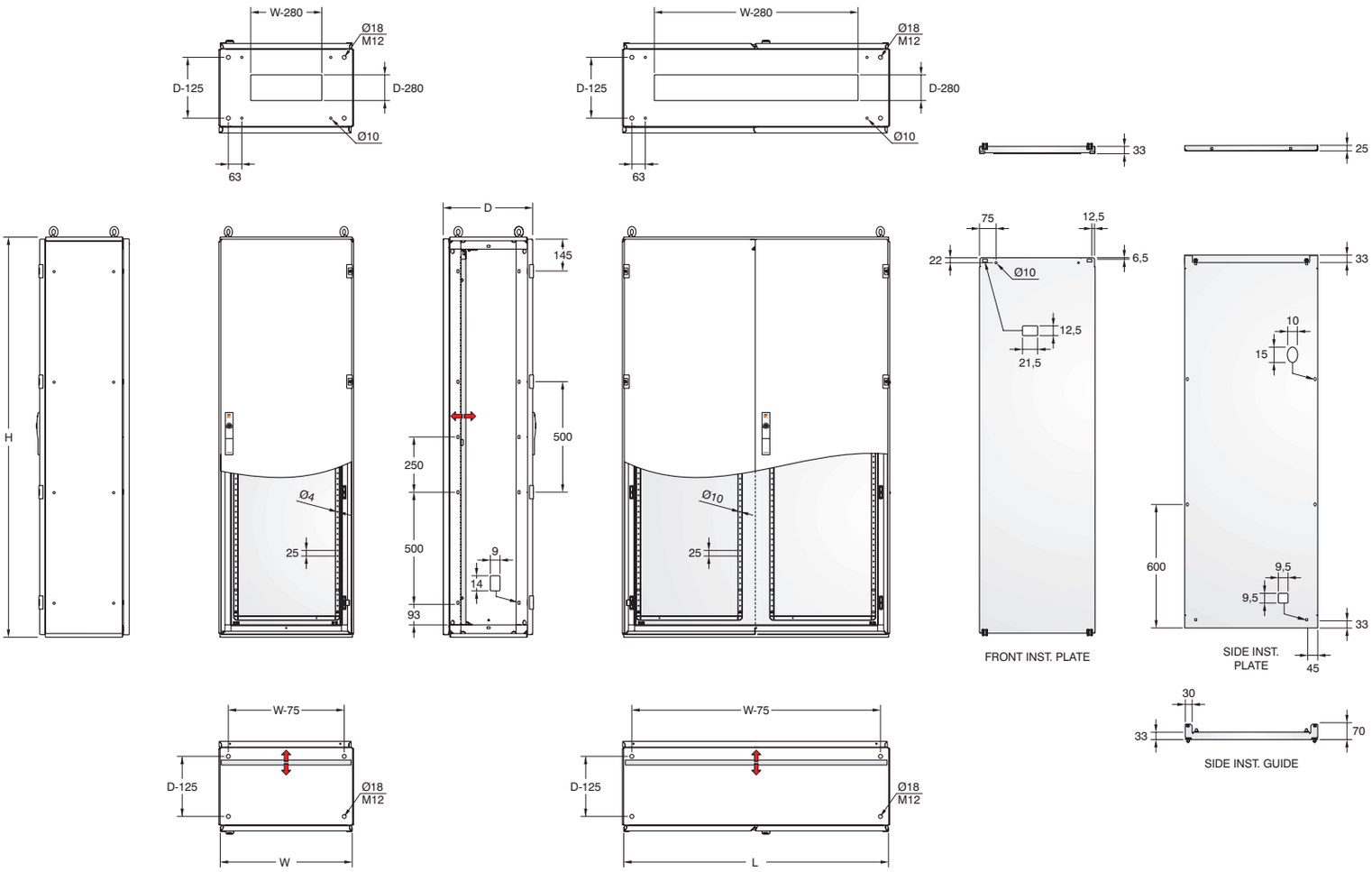

DRC CABINETS DIMENSIONS

Single Door.....W-10 H-10
R Door.....½W+3 H-20
L Door.....½W-25 H-20
Single Door Drill Dimensions.....W-160 H-170
R Door Drill Dimensions.....W anta-160 H-170
L Door Drill Dimensions.....W anta-160 H-170
Drill Dimensions/Side Spacing with Plate.....D-150 H-110
Drill Dimensions/Side Spacing without Plate....D-180 H-110
Opening Dimensions with Open Doors.....W-100 H-110
Front Internal Plate.....W-105 H-115
Side Installation Plate.....W-0 H-115
Side Plate Useful Area..... W-0 H(Plate)-75
Drill Depth.....D-105
Base Drill Dimensions.....W-250 D-150
Top Drill Dimensions.....W-140 D-150
Back Panel Drill Dimensions.....W-110 H-130

APPROVALS

CE		EN 62208/02:2012	EN 61439-1
TÜV	***IP 55**	EN 62208/02:2012	EN 60 529 ; EN 61439-1
	Solid door: **IK10**	EN 62208/02:2012	EN 62 262 ; EN 61439-1
	Max Load Capacity	Pl. **900Kg**	EN 62208/02:2012 EN 61439-1
		Door **90Kg**	
c UL us	**TYPE 1, 12**	FILE E238294	Standard 508
	NEMA 1, 12		Standard 250
		ELE118311CS	Rina Rules Classification of Ships
RoHS REACH		2011/65/CE	1272/2008/CE

* IP66 WITH SINGLE, FLAT GROMMET FLANGE

technical data: DRCP cabinets

Single Glass Door

Codes	H mm	W mm	D mm	Kg	m³
DRC165P	1410	600	400	70	0,33
DRC168P	1410	600	500	73	0,42
DRC171P	1410	600	600	76	0,50
DRC166P	1410	800	400	94	0,45
DRC169P	1410	800	500	97	0,56
DRC172P	1410	800	600	101	0,67
DRC175P	1610	600	400	78	0,38
DRC180P	1610	600	500	81	0,48
DRC185P	1610	600	600	84	0,57
DRC176P	1610	800	400	103	0,51
DRC181P	1610	800	500	106	0,64
DRC186P	1610	800	600	109	0,77
DRC177P	1610	1000	400	119	0,64
DRC182P	1610	1000	500	125	0,80
DRC187P	1610	1000	600	131	0,96
DRC1P	1810	600	400	86	0,43
DRC2P	1810	600	500	89	0,54
DRC3P	1810	600	600	92	0,65
DRC4P	1810	600	800	98	0,86
DRC5P	1810	600	1000	104	1,08
DRC6P	1810	800	400	112	0,57
DRC7P	1810	800	500	115	0,72
DRC8P	1810	800	600	118	0,86
DRC9P	1810	800	800	124	1,15
DRC10P	1810	800	1000	130	1,44
DRC11P	1810	1000	400	130	0,72
DRC12P	1810	1000	500	136	0,90
DRC13P	1810	1000	600	142	1,08
DRC14P	1810	1000	800	148	1,44
DRC15P	1810	1000	1000	154	1,81

Single Glass Door

Codes	H mm	W mm	D mm	Kg	m³
DRC21P	2010	600	400	94	0,48
DRC22P	2010	600	500	97	0,60
DRC23P	2010	600	600	100	0,72
DRC24P	2010	600	800	106	0,96
DRC25P	2010	600	1000	112	1,20
DRC26P	2010	800	400	121	0,64
DRC27P	2010	800	500	124	0,80
DRC28P	2010	800	600	127	0,96
DRC29P	2010	800	800	133	1,28
DRC30P	2010	800	1000	139	1,60
DRC31P	2010	1000	400	141	0,80
DRC32P	2010	1000	500	147	1,00
DRC33P	2010	1000	600	153	1,20
DRC34P	2010	1000	800	165	1,60
DRC35P	2010	1000	1000	177	2,01
DRC61P	2210	600	400	102	0,53
DRC62P	2210	600	500	105	0,66
DRC63P	2210	600	600	108	0,79
DRC64P	2210	600	800	114	1,06
DRC65P	2210	600	1000	120	1,32
DRC66P	2210	800	400	131	0,70
DRC67P	2210	800	500	134	0,88
DRC68P	2210	800	600	137	1,06
DRC69P	2210	800	800	143	1,41
DRC70P	2210	800	1000	149	1,76
DRC71P	2210	1000	400	153	0,88
DRC72P	2210	1000	500	160	1,10
DRC73P	2210	1000	600	166	1,32
DRC74P	2210	1000	800	178	1,79
DRC75P	2210	1000	1000	190	2,21

Two Glass Doors

Codes	H mm	W mm	D mm	Kg	m³
DRC167P	1410	1200	400	127	0,67
DRC170P	1410	1200	500	133	0,84
DRC173P	1410	1200	600	140	1,01
DRC178P	1610	1200	400	140	0,77
DRC183P	1610	1200	500	146	0,96
DRC188P	1610	1200	600	152	1,15
DRC16P	1810	1200	400	153	0,86
DRC17P	1810	1200	500	159	1,08
DRC18P	1810	1200	600	165	1,30
DRC19P	1810	1200	800	177	1,73
DRC20P	1810	1200	1000	189	2,17
DRC41P	1810	1400	400	176	1,00
DRC42P	1810	1400	500	182	1,26
DRC43P	1810	1400	600	194	1,52
DRC44P	1810	1400	800	206	2,02
DRC45P	1810	1400	1000	215	2,53
DRC46P	1810	1600	400	199	1,15
DRC47P	1810	1600	500	205	1,44
DRC48P	1810	1600	600	211	1,73
DRC49P	1810	1600	800	223	2,31
DRC50P	1810	1600	1000	235	2,89

Two Glass Doors

Codes	H mm	W mm	D mm	Kg	m³
DRC36P	2010	1200	400	166	0,96
DRC37P	2010	1200	500	172	1,20
DRC38P	2010	1200	600	178	1,44
DRC39P	2010	1200	800	190	1,92
DRC40P	2010	1200	1000	202	2,41
DRC51P	2010	1400	400	191	1,12
DRC52P	2010	1400	500	197	1,40
DRC53P	2010	1400	600	203	1,68
DRC54P	2010	1400	800	215	2,57
DRC55P	2010	1400	1000	228	2,81
DRC56P	2010	1600	400	216	1,28
DRC57P	2010	1600	500	222	1,60
DRC58P	2010	1600	600	228	1,92
DRC59P	2010	1600	800	240	2,57
DRC60P	2010	1600	1000	256	3,21
DRC76P	2210	1200	400	179	1,06
DRC77P	2210	1200	500	185	1,32
DRC78P	2210	1200	600	191	1,59
DRC79P	2210	1200	800	203	2,12
DRC80P	2210	1200	1000	215	2,65
DRC82P	2210	1400	500	206	1,54
DRC83P	2210	1400	600	212	1,85
DRC84P	2210	1400	800	224	2,47
DRC87P	2210	1600	500	239	1,76
DRC88P	2210	1600	600	245	2,12
DRC89P	2210	1600	800	257	2,82

dimensions are in mm

technical data subject to change without notice

1 and 2 glass doors DRCP cabinets: Width with side panels installed +10 mm
In in-line configurations +2 mm
By separated code ordering: internal door

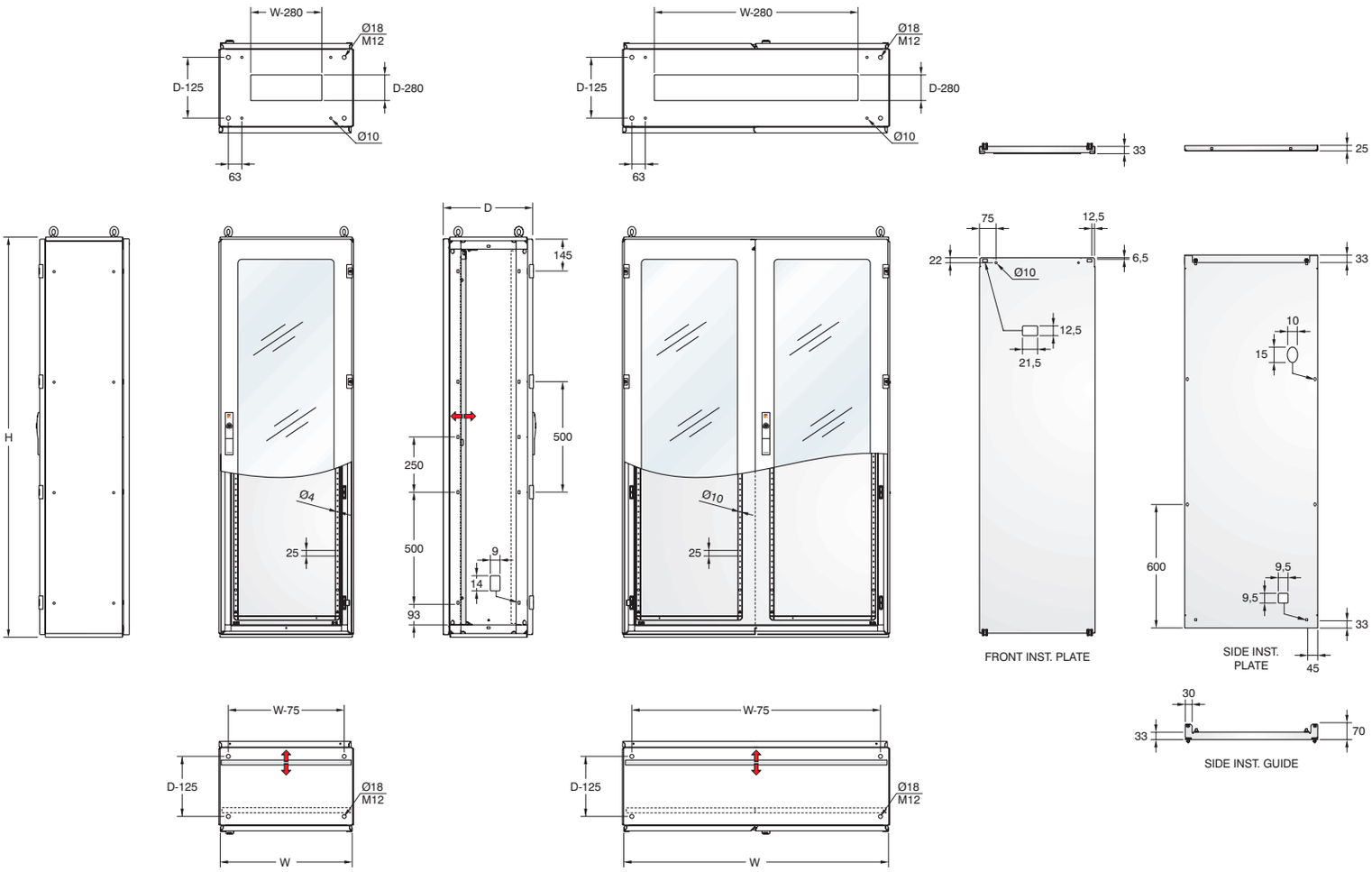

DRCP CABINETS DIMENSIONS

Single Door.....W-10 H-10
R Door.....½W+3 H-20
L Door.....½W-25 H-20
Single Transparent Door Opening.....W-215 H-285
R/L Transparent Door Opening.....W door-190 H-285
Single Internal Door.....W-135 H-145
R Internal Door.....½W-70 H-145
L Internal Door.....½W-70 H-145
Single Internal Door Drill Dimensions.....W-175 H-185
R Internal Door Drill Dimensions.....W door-40 H-185
L Internal Door Drill Dimensions.....W door-20 H-185
Drill Dimensions/Side Spacing without Plate..... D-150 H-110
Drill Dimensions/Side Spacing with Plate..... D-172 H-110
Opening Dimensions with Open Doors.....W-100 H-110
Front Internal Plate.....W-105 H-115
Side Installation Plate.....W-0 H-115
Side Plate Useful Area.....W-0 H(Plate)-75
Drill Depth with Internal Door.....D-105
Drill Depth without Internal Door.....D-177
External-Internal Door Spacing.....70
Base Drill Dimensions.....W-250 D-150
Top Drill Dimensions.....W-140 D-150
Back Panel Drill Dimensions.....W-110 H-130

APPROVALS

CE		EN 62208/02:2012	EN 61439-1
TÜV	***IP 55**	EN 62208/02:2012	EN 60 529 ; EN 61439-1
	Glass door: **IK08**	EN 62208/02:2012	EN 62 262 ; EN 61439-1
	Max Load Capacity	Pl. **900Kg**	EN 62208/02:2012 EN 61439-1
RINA		ELE118311CS	Rina Rules Classification of Ships
RoHS REACH		2011/65/CE	1272/2008/CE

* IP66 WITH SINGLE, FLAT GROMMET FLANGE

dimensions are in mm

technical data subject to change without notice

technical data: DRC-A cabinets

Single Door

Codes	H mm	W mm	D mm	Kg	m³
DRC165A	1410	600	400	70	0,33
DRC168A	1410	600	500	73	0,42
DRC171A	1410	600	600	76	0,50
DRC166A	1410	800	400	94	0,45
DRC169A	1410	800	500	97	0,56
DRC172A	1410	800	600	101	0,67
DRC174A	1610	400	400	53	0,25
DRC179A	1610	400	500	56	0,32
DRC184A	1610	400	600	59	0,38
DRC175A	1610	600	400	78	0,38
DRC180A	1610	600	500	81	0,48
DRC185A	1610	600	600	84	0,57
DRC176A	1610	800	400	103	0,51
DRC181A	1610	800	500	106	0,64
DRC186A	1610	800	600	109	0,77
DRC177A	1610	1000	400	119	0,64
DRC182A	1610	1000	500	125	0,80
DRC187A	1610	1000	600	131	0,96
DRC1824A	1810	200	400	45	0,14
DRC1825A	1810	200	500	48	0,18
DRC1826A	1810	200	600	54	0,21
DRC1828A	1810	200	800	62	0,28
DRC1810A	1810	200	1000	70	0,36
DRC150A	1810	400	400	64	0,28
DRC151A	1810	400	500	67	0,36
DRC152A	1810	400	600	70	0,43
DRC153A	1810	400	800	75	0,57
DRC154A	1810	400	1000	81	0,72
DRC1A	1810	600	400	86	0,43
DRC2A	1810	600	500	89	0,54
DRC3A	1810	600	600	92	0,65
DRC4A	1810	600	800	98	0,86
DRC5A	1810	600	1000	104	1,08
DRC6A	1810	800	400	112	0,57
DRC7A	1810	800	500	115	0,72
DRC8A	1810	800	600	118	0,86
DRC9A	1810	800	800	124	1,15
DRC10A	1810	800	1000	130	1,44
DRC11A	1810	1000	400	130	0,72
DRC12A	1810	1000	500	136	0,90
DRC13A	1810	1000	600	142	1,08
DRC14A	1810	1000	800	148	1,44
DRC15A	1810	1000	1000	154	1,81

Single Door

Codes	H mm	W mm	D mm	Kg	m³
DRC2024A	2010	200	400	48	0,16
DRC2025A	2010	200	500	51	0,20
DRC2026A	2010	200	600	57	0,24
DRC2028A	2010	200	800	64	0,32
DRC2010A	2010	200	1000	72	0,40
DRC155A	2010	400	400	71	0,32
DRC156A	2010	400	500	74	0,40
DRC157A	2010	400	600	77	0,48
DRC158A	2010	400	800	83	0,64
DRC159A	2010	400	1000	89	0,80
DRC21A	2010	600	400	94	0,48
DRC22A	2010	600	500	97	0,60
DRC23A	2010	600	600	100	0,72
DRC24A	2010	600	800	106	0,96
DRC25A	2010	600	1000	112	1,20
DRC26A	2010	800	400	121	0,64
DRC27A	2010	800	500	124	0,80
DRC28A	2010	800	600	127	0,96
DRC29A	2010	800	800	133	1,28
DRC30A	2010	800	1000	139	1,60
DRC31A	2010	1000	400	141	0,80
DRC32A	2010	1000	500	147	1,00
DRC33A	2010	1000	600	153	1,20
DRC34A	2010	1000	800	165	1,60
DRC35A	2010	1000	1000	177	2,01
DRC2224A	2210	200	400	52	0,17
DRC2225A	2210	200	500	56	0,22
DRC2226A	2210	200	600	64	0,26
DRC2228A	2210	200	800	72	0,35
DRC2210A	2210	200	1000	81	0,44
DRC160A	2210	400	400	77	0,35
DRC161A	2210	400	500	80	0,44
DRC162A	2210	400	600	83	0,53
DRC163A	2210	400	800	89	0,70
DRC164A	2210	400	1000	95	0,88
DRC61A	2210	600	400	102	0,53
DRC62A	2210	600	500	105	0,66
DRC63A	2210	600	600	108	0,79
DRC64A	2210	600	800	114	1,06
DRC65A	2210	600	1000	120	1,32
DRC66A	2210	800	400	131	0,70
DRC67A	2210	800	500	134	0,88
DRC68A	2210	800	600	137	1,06
DRC69A	2210	800	800	143	1,41
DRC70A	2210	800	1000	149	1,76
DRC71A	2210	1000	400	153	0,88
DRC72A	2210	1000	500	160	1,10
DRC73A	2210	1000	600	166	1,32
DRC74A	2210	1000	800	178	1,79
DRC75A	2210	1000	1000	190	2,21

Two Doors

Codes	H mm	W mm	D mm	Kg	m³
DRC167A	1410	1200	400	127	0,67
DRC170A	1410	1200	500	133	0,84
DRC173A	1410	1200	600	140	1,01
DRC178A	1610	1200	400	140	0,77
DRC183A	1610	1200	500	146	0,96
DRC188A	1610	1200	600	152	1,15
DRC16A	1810	1200	400	153	0,86
DRC17A	1810	1200	500	159	1,08
DRC18A	1810	1200	600	165	1,30
DRC19A	1810	1200	800	177	1,73
DRC20A	1810	1200	1000	189	2,17
DRC41A	1810	1400	400	176	1,00
DRC42A	1810	1400	500	182	1,26
DRC43A	1810	1400	600	194	1,52
DRC44A	1810	1400	800	206	2,02
DRC45A	1810	1400	1000	215	2,53
DRC46A	1810	1600	400	199	1,15
DRC47A	1810	1600	500	205	1,44
DRC48A	1810	1600	600	211	1,73
DRC49A	1810	1600	800	223	2,31
DRC50A	1810	1600	1000	235	2,89

Two Doors

Codes	H mm	W mm	D mm	Kg	m³
DRC36A	2010	1200	400	166	0,96
DRC37A	2010	1200	500	172	1,20
DRC38A	2010	1200	600	178	1,44
DRC39A	2010	1200	800	190	1,92
DRC40A	2010	1200	1000	202	2,41
DRC51A	2010	1400	400	191	1,12
DRC52A	2010	1400	500	197	1,40
DRC53A	2010	1400	600	203	1,68
DRC54A	2010	1400	800	215	2,57
DRC55A	2010	1400	1000	228	2,81
DRC56A	2010	1600	400	216	1,28
DRC57A	2010	1600	500	222	1,60
DRC58A	2010	1600	600	228	1,92
DRC59A	2010	1600	800	240	2,57
DRC60A	2010	1600	1000	256	3,21
DRC76A	2210	1200	400	179	1,06
DRC77A	2210	1200	500	185	1,32
DRC78A	2210	1200	600	191	1,59
DRC79A	2210	1200	800	203	2,12
DRC80A	2210	1200	1000	215	2,65
DRC82A	2210	1400	500	206	1,54
DRC83A	2210	1400	600	212	1,85
DRC84A	2210	1400	800	224	2,47
DRC87A	2210	1600	500	239	1,76
DRC88A	2210	1600	600	245	2,12
DRC89A	2210	1600	800	257	2,82

dimensions are in mm

technical data subject to change without notice

1 and 2 doors DRC-A cabinets: Width with side panels installed +10 mm
In in-line configurations +2 mm (for each module pair)

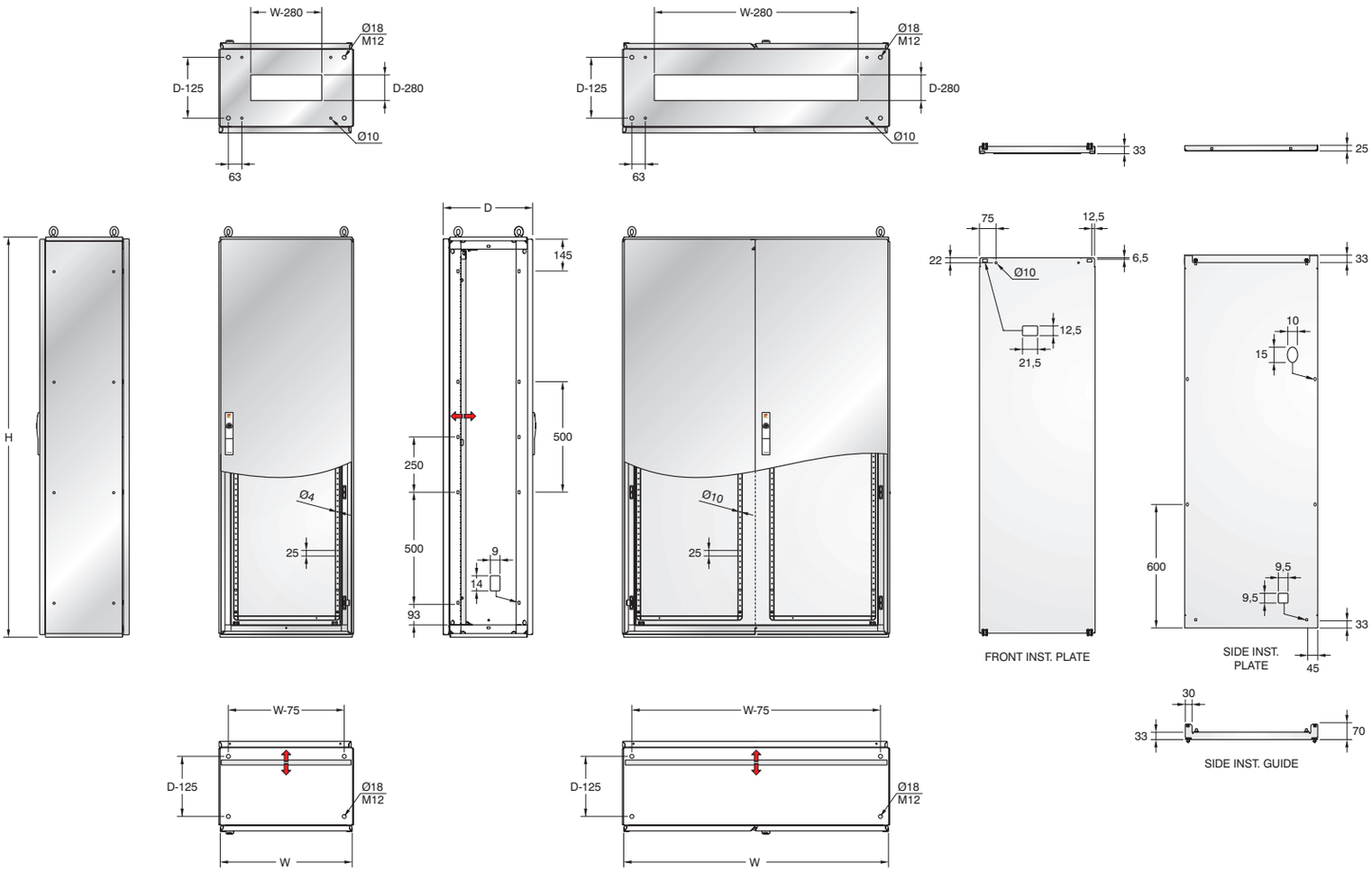

DRC-A CABINETS DIMENSIONS

Single Door.....W-10 H-10
R Door.....½W+3 H-20
L Door.....½W-25 H-20
Single Door Drill Dimensions.....W-160 H-170
R Door Drill Dimensions.....W anta-160 H-170
L Door Drill Dimensions.....W anta-160 H-170
Drill Dimensions/Side Spacing with Plate.....D-150 H-110
Drill Dimensions/Side Spacing without Plate....D-180 H-110
Opening Dimensions with Open Doors.....W-100 H-110
Front Internal Plate.....W-105 H-115
Side Installation Plate.....W-0 H-115
Side Plate Useful Area..... W-0 H(Plate)-75
Drill Depth.....D-105
Base Drill Dimensions.....W-250 D-150
Top Drill Dimensions..... W-140 D-150
Back Panel Drill Dimensions.....W-110 H-130

APPROVALS

CE		EN 62208/02:2012	EN 61439-1
TÜV	***IP 55**	EN 62208/02:2012	EN 60 529 ; EN 61439-1
	Solid door: **IK10**	EN 62208/02:2012	EN 62 262 ; EN 61439-1
	Max Load Capacity	Pl. **900Kg**	EN 62208/02:2012 EN 61439-1
		Door **90Kg**	
c UL us	**TYPE 1, 12**	FILE E238294	Standard 508
	NEMA 1, 12		Standard 250
		ELE118311CS	Rina Rules Classification of Ships
RoHS REACH		2011/65/CE	1272/2008/CE

* IP66 WITH SINGLE, FLAT GROMMET FLANGE

technical data: DRCP-A cabinets

Single Glass Door

Codes	H mm	W mm	D mm	Kg	m³
DRC165PA	1410	600	400	70	0,33
DRC168PA	1410	600	500	73	0,42
DRC171PA	1410	600	600	76	0,50
DRC166PA	1410	800	400	94	0,45
DRC169PA	1410	800	500	97	0,56
DRC172PA	1410	800	600	101	0,67
DRC175PA	1610	600	400	78	0,38
DRC180PA	1610	600	500	81	0,48
DRC185PA	1610	600	600	84	0,57
DRC176PA	1610	800	400	103	0,51
DRC181PA	1610	800	500	106	0,64
DRC186PA	1610	800	600	109	0,77
DRC177PA	1610	1000	400	119	0,64
DRC182PA	1610	1000	500	125	0,80
DRC187PA	1610	1000	600	131	0,96
DRC1PA	1810	600	400	86	0,43
DRC2PA	1810	600	500	89	0,54
DRC3PA	1810	600	600	92	0,65
DRC4PA	1810	600	800	98	0,86
DRC5PA	1810	600	1000	104	1,08
DRC6PA	1810	800	400	112	0,57
DRC7PA	1810	800	500	115	0,72
DRC8PA	1810	800	600	118	0,86
DRC9PA	1810	800	800	124	1,15
DRC10PA	1810	800	1000	130	1,44
DRC11PA	1810	1000	400	130	0,72
DRC12PA	1810	1000	500	136	0,90
DRC13PA	1810	1000	600	142	1,08
DRC14PA	1810	1000	800	148	1,44
DRC15PA	1810	1000	1000	154	1,81

Single Glass Door

Codes	H mm	W mm	D mm	Kg	m³
DRC21PA	2010	600	400	94	0,48
DRC22PA	2010	600	500	97	0,60
DRC23PA	2010	600	600	100	0,72
DRC24PA	2010	600	800	106	0,96
DRC25PA	2010	600	1000	112	1,20
DRC26PA	2010	800	400	121	0,64
DRC27PA	2010	800	500	124	0,80
DRC28PA	2010	800	600	127	0,96
DRC29PA	2010	800	800	133	1,28
DRC30PA	2010	800	1000	139	1,60
DRC31PA	2010	1000	400	141	0,80
DRC32PA	2010	1000	500	147	1,00
DRC33PA	2010	1000	600	153	1,20
DRC34PA	2010	1000	800	165	1,60
DRC35PA	2010	1000	1000	177	2,01
DRC61PA	2210	600	400	102	0,53
DRC62PA	2210	600	500	105	0,66
DRC63PA	2210	600	600	108	0,79
DRC64PA	2210	600	800	114	1,06
DRC65PA	2210	600	1000	120	1,32
DRC66PA	2210	800	400	131	0,70
DRC67PA	2210	800	500	134	0,88
DRC68PA	2210	800	600	137	1,06
DRC69PA	2210	800	800	143	1,41
DRC70PA	2210	800	1000	149	1,76
DRC71PA	2210	1000	400	153	0,88
DRC72PA	2210	1000	500	160	1,10
DRC73PA	2210	1000	600	166	1,32
DRC74PA	2210	1000	800	178	1,79
DRC75PA	2210	1000	1000	190	2,21

Two Glass Doors

Codes	H mm	W mm	D mm	Kg	m³
DRC167PA	1410	1200	400	127	0,67
DRC170PA	1410	1200	500	133	0,84
DRC173PA	1410	1200	600	140	1,01
DRC178PA	1610	1200	400	140	0,77
DRC183PA	1610	1200	500	146	0,96
DRC188PA	1610	1200	600	152	1,15
DRC16PA	1810	1200	400	153	0,86
DRC17PA	1810	1200	500	159	1,08
DRC18PA	1810	1200	600	165	1,30
DRC19PA	1810	1200	800	177	1,73
DRC20PA	1810	1200	1000	189	2,17
DRC41PA	1810	1400	400	176	1,00
DRC42PA	1810	1400	500	182	1,26
DRC43PA	1810	1400	600	194	1,52
DRC44PA	1810	1400	800	206	2,02
DRC45PA	1810	1400	1000	215	2,53
DRC46PA	1810	1600	400	199	1,15
DRC47PA	1810	1600	500	205	1,44
DRC48PA	1810	1600	600	211	1,73
DRC49PA	1810	1600	800	223	2,31
DRC50PA	1810	1600	1000	235	2,89

Two Glass Doors

Codes	H mm	W mm	D mm	Kg	m³
DRC36PA	2010	1200	400	166	0,96
DRC37PA	2010	1200	500	172	1,20
DRC38PA	2010	1200	600	178	1,44
DRC39PA	2010	1200	800	190	1,92
DRC40PA	2010	1200	1000	202	2,41
DRC51PA	2010	1400	400	191	1,12
DRC52PA	2010	1400	500	197	1,40
DRC53PA	2010	1400	600	203	1,68
DRC54PA	2010	1400	800	215	2,57
DRC55PA	2010	1400	1000	228	2,81
DRC56PA	2010	1600	400	216	1,28
DRC57PA	2010	1600	500	222	1,60
DRC58PA	2010	1600	600	228	1,92
DRC59PA	2010	1600	800	240	2,57
DRC60PA	2010	1600	1000	256	3,21
DRC76PA	2210	1200	400	179	1,06
DRC77PA	2210	1200	500	185	1,32
DRC78PA	2210	1200	600	191	1,59
DRC79PA	2210	1200	800	203	2,12
DRC80PA	2210	1200	1000	215	2,65
DRC82PA	2210	1400	500	206	1,54
DRC83PA	2210	1400	600	212	1,85
DRC84PA	2210	1400	800	224	2,47
DRC87PA	2210	1600	500	239	1,76
DRC88PA	2210	1600	600	245	2,12
DRC89PA	2210	1600	800	257	2,82

dimensions are in mm

technical data subject to change without notice

1 and 2 glass doors DRCP cabinets: Width with side panels installed +10 mm
In in-line configurations +2 mm
By separated code ordering: internal door

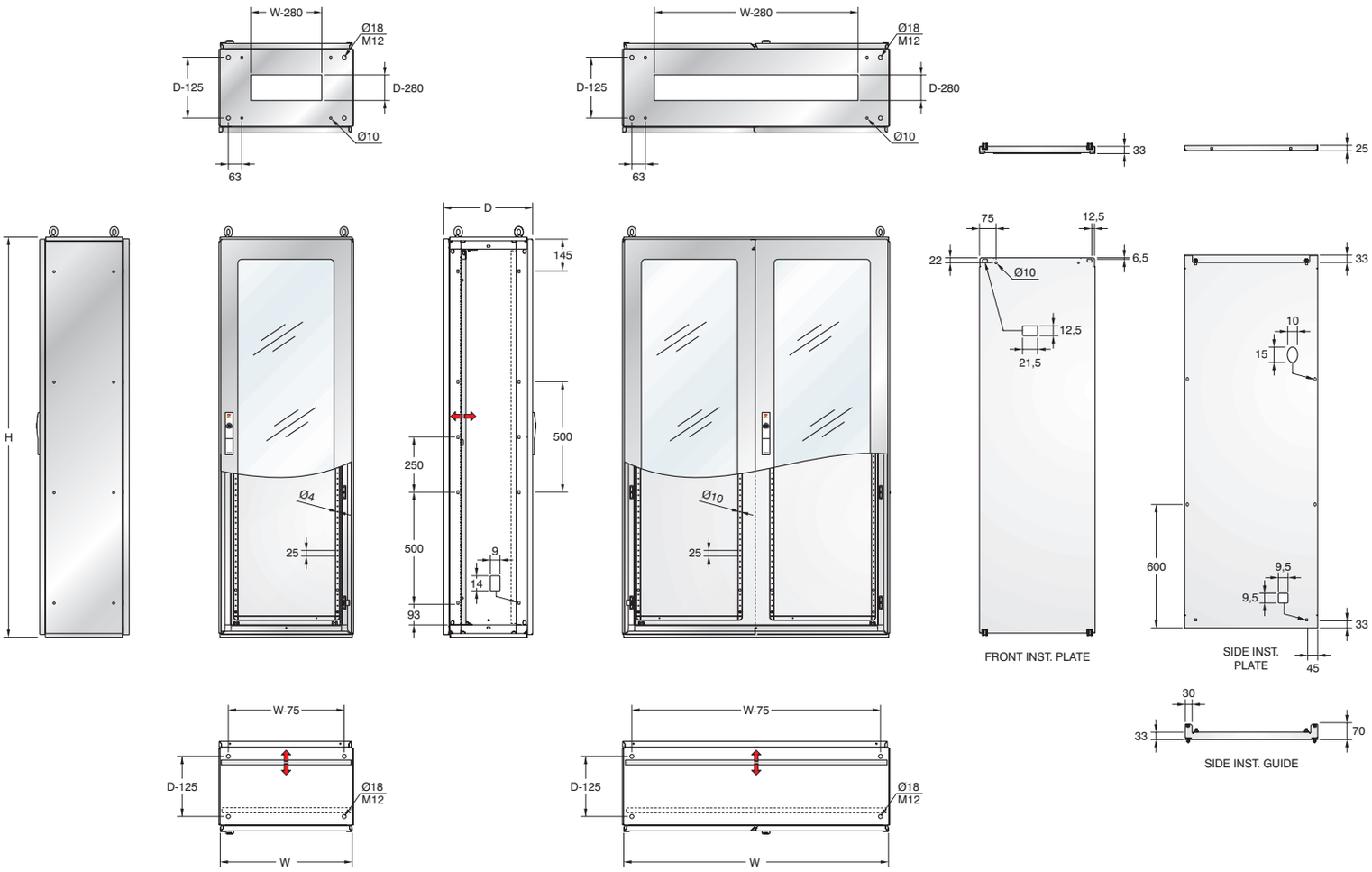

DRCP-A CABINETS DIMENSIONS

Single Door.....W-10 H-10
R Door.....½W+3 H-20
L Door.....½W-25 H-20
Single Transparent Door Opening.....W-215 H-285
R/L Transparent Door Opening.....W door-190 H-285
Single Internal Door.....W-135 H-145
R Internal Door.....½W-70 H-145
L Internal Door.....½W-70 H-145
Single Internal Door Drill Dimensions.....W-175 H-185
R Internal Door Drill Dimensions.....W door-40 H-185
L Internal Door Drill Dimensions.....W door-20 H-185
Drill Dimensions/Side Spacing without Plate..... D-150 H-110
Drill Dimensions/Side Spacing with Plate..... D-172 H-110
Opening Dimensions with Open Doors.....W-100 H-110
Front Internal Plate.....W-105 H-115
Side Installation Plate.....W-0 H-115
Side Plate Useful Area.....W-0 H(Plate)-75
Drill Depth with Internal Door.....D-105
Drill Depth without Internal Door.....D-177
External-Internal Door Spacing.....70
Base Drill Dimensions.....W-250 D-150
Top Drill Dimensions.....W-140 D-150
Back Panel Drill Dimensions.....W-110 H-130

APPROVALS

CE		EN 62208/02:2012	EN 61439-1
TÜV	***IP 55**	EN 62208/02:2012	EN 60 529 ; EN 61439-1
	Glass door: **IK08**	EN 62208/02:2012	EN 62 262 ; EN 61439-1
	Max Load Capacity	Pl. **900Kg**	EN 62208/02:2012 EN 61439-1
RINA		ELE118311CS	Rina Rules Classification of Ships
RoHS REACH		2011/65/CE	1272/2008/CE

* IP66 WITH SINGLE, FLAT GROMMET FLANGE

dimensions are in mm

technical data subject to change without notice

technical data: KA cabinets

Single Door

Codes	H mm	W mm	D mm	Kg	m³
KA6144	1400	600	400	66	0,33
KA6145	1400	600	500	69	0,42
KA6146	1400	600	600	72	0,50
KA8144	1400	800	400	88	0,45
KA8145	1400	800	500	91	0,56
KA8146	1400	800	600	95	0,67
KA4164	1600	400	400	50	0,25
KA4165	1600	400	500	62	0,32
KA4166	1600	400	600	55	0,38
KA6164	1600	600	400	73	0,38
KA6165	1600	600	500	76	0,48
KA6166	1600	600	600	79	0,57
KA8164	1600	800	400	97	0,51
KA8165	1600	800	500	100	0,64
KA8166	1600	800	600	103	0,77
KA10164	1600	1000	400	112	0,64
KA10165	1600	1000	500	118	0,80
KA10166	1600	1000	600	124	0,96
KA4184	1800	400	400	61	0,28
KA4185	1800	400	500	63	0,36
KA4186	1800	400	600	66	0,43
KA4188	1800	400	800	71	0,57
KA6184	1800	600	400	81	0,43
KA6185	1800	600	500	84	0,54
KA6186	1800	600	600	87	0,65
KA6188	1800	600	800	92	0,86
KA8184	1800	800	400	106	0,57
KA8185	1800	800	500	105	0,72
KA8186	1800	800	600	108	0,86
KA8188	1800	800	800	111	1,15
KA10184	1800	1000	400	122	0,72
KA10185	1800	1000	500	128	0,90
KA10186	1800	1000	600	134	1,08
KA10188	1800	1000	800	140	1,44

Single Door

Codes	H mm	W mm	D mm	Kg	m³
KA4204	2000	400	400	66	0,32
KA4205	2000	400	500	70	0,40
KA4206	2000	400	600	73	0,48
KA4208	2000	400	800	78	0,64
KA6204	2000	600	400	89	0,48
KA6205	2000	600	500	92	0,60
KA6206	2000	600	600	94	0,72
KA6208	2000	600	800	100	0,96
KA8204	2000	800	400	114	0,64
KA8205	2000	800	500	117	0,80
KA8206	2000	800	600	120	0,96
KA8208	2000	800	800	126	1,28
KA10204	2000	1000	400	133	0,80
KA10205	2000	1000	500	139	1,00
KA10206	2000	1000	600	144	1,20
KA10208	2000	1000	800	156	1,60
KA4224	2200	400	400	72	0,35
KA4225	2200	400	500	76	0,44
KA4226	2200	400	600	79	0,53
KA4228	2200	400	800	84	0,70
KA6224	2200	600	400	96	0,53
KA6225	2200	600	500	99	0,66
KA6226	2200	600	600	102	0,79
KA6228	2200	600	800	108	1,06
KA8224	2200	800	400	124	0,70
KA8225	2200	800	500	127	0,88
KA8226	2200	800	600	120	1,06
KA8228	2200	800	800	135	1,41
KA10224	2200	1000	400	144	0,88
KA10225	2200	1000	500	151	1,10
KA10226	2200	1000	600	157	1,32
KA10228	2200	1000	800	168	1,79

Two Doors

Codes	H mm	W mm	D mm	Kg	m³
KA12144	1400	1200	400	120	0,67
KA12145	1400	1200	500	125	0,84
KA12146	1400	1200	600	132	1,01
KA12164	1600	1200	400	133	0,77
KA12165	1600	1200	500	138	0,96
KA12166	1600	1200	600	143	1,15
KA12184	1800	1200	400	144	0,86
KA12185	1800	1200	500	150	1,08
KA12186	1800	1200	600	155	1,30
KA12188	1800	1200	800	167	1,73
KA14184	1800	1400	400	166	1,00
KA14185	1800	1400	500	171	1,26
KA14186	1800	1400	600	183	1,52
KA16184	1800	1600	400	188	1,15
KA16185	1800	1600	500	193	1,44
KA16186	1800	1600	600	200	1,73

Two Doors

Codes	H mm	W mm	D mm	Kg	m³
KA12204	2000	1200	400	156	0,96
KA12205	2000	1200	500	162	1,20
KA12206	2000	1200	600	168	1,44
KA12208	2000	1200	800	179	1,92
KA14204	2000	1400	400	180	1,12
KA14205	2000	1400	500	186	1,40
KA14206	2000	1400	600	191	1,68
KA16204	2000	1600	400	204	1,28
KA16205	2000	1600	500	209	1,60
KA16206	2000	1600	600	215	1,92
KA12224	2200	1200	400	168	1,06
KA12225	2200	1200	500	174	1,32
KA12226	2200	1200	600	180	1,59
KA12228	2200	1200	800	191	2,12
KA14225	2200	1400	500	194	1,54
KA14226	2200	1400	600	200	1,85
KA16225	2200	1600	500	225	1,76
KA16226	2200	1600	600	232	2,12

dimensions are in mm

technical data subject to change without notice

1 and 2 doors KA cabinets: Width with side panels installed +10 mm
In in-line configurations +2 mm

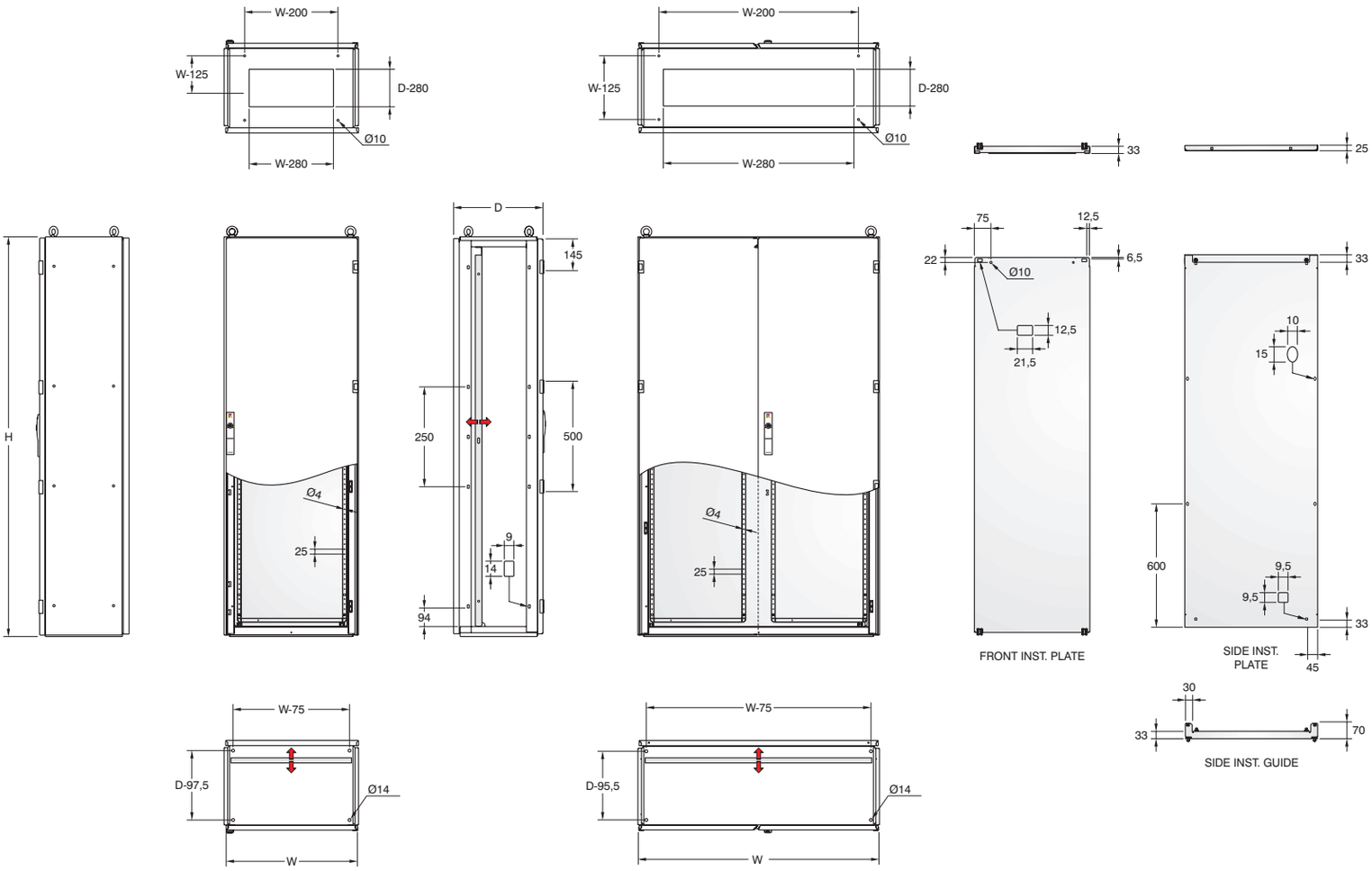

KA CABINETS DIMENSIONS

Single Door.....W-10 H-10
R Door.....½W+3 H-20
L Door.....½W-25 H-20
Single Door Drill Dimensions.....W-160 H-160
R Door Drill Dimensions.....W door-160 H-160
L Door Drill Dimensions.....W door-160 H-160
Drill Dimensions/Side Spacing with Plate.....D-150 H-100
Drill Dimensions/Side Spacing without Plate....D-180 H-100
Opening Dimensions with Open Doors.....W-100 H-100
Front Internal Plate.....W-105 H-105
Side Installation Plate.....W-0 H-105
Side Plate Useful Area.....W-0 H-165
Drill Depth.....D-105
Base Drill Dimensions.....W-150 D-95
Top Drill Dimensions.....W-250 D-95
Back Panel Drill Dimensions.....W-110 H-120

APPROVALS

CE		EN 62208/02:2012	EN 61439-1
TÜV	***IP 55**	EN 62208/02:2012	EN 60 529 ; EN 61439-1
	Solid door: **IK10**	EN 62208/02:2012	EN 62 262 ; EN 61439-1
	Glass door: **IK08**	EN 62208/02:2012	EN 62 262 ; EN 61439-1
	Max Load Capacity	Pl. **900Kg**	EN 62208/02:2012 EN 61439-1
		Door **90Kg**	
RoHS REACH		2011/65/CE	1272/2008/CE

* IP66 WITH SINGLE, FLAT GROMMET FLANGE

dimensions are in mm

technical data subject to change without notice

1 door VFR cabinets

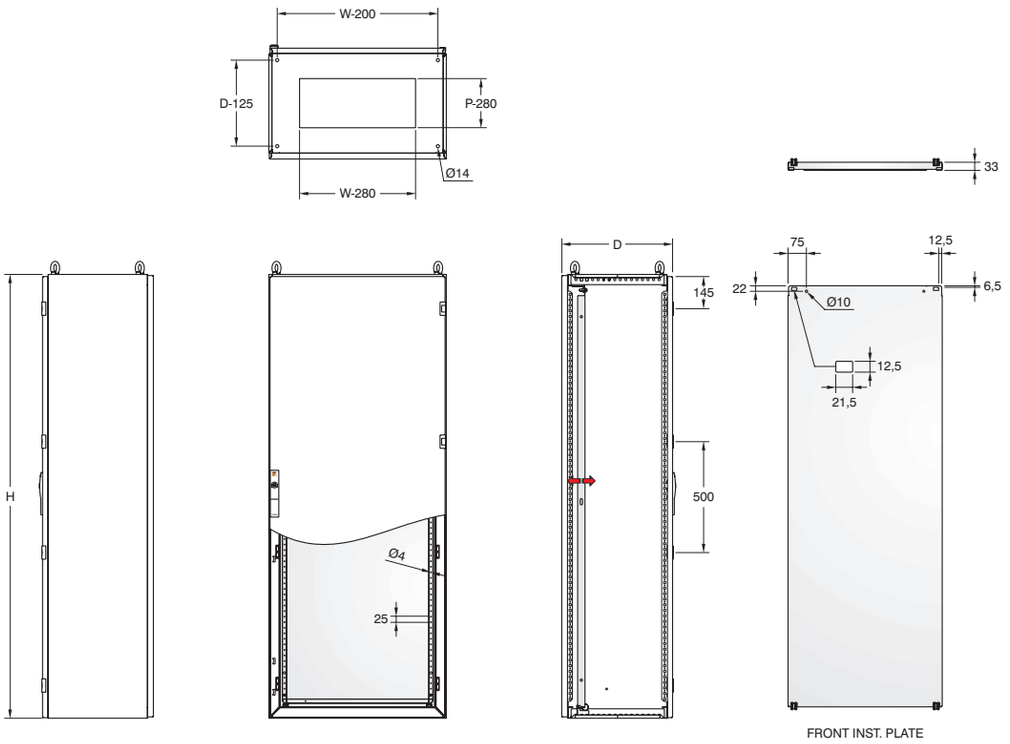

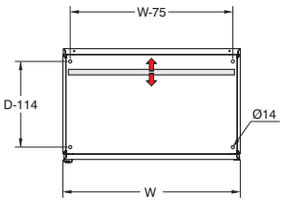

1 door VFR CABINETS DIMENSIONS

Single Door..... W-10 H-10
Single Door Drill Dimensions..... W-160 H-160
Opening Dimensions with Open Doors.. W-100 H-100
Front Internal Plate..... W-105 H-105
Drill Depth..... D-70
Base Drill Dimensions..... W-200 D-100
Top Drill Dimensions..... W-130 D-100
Back Panel Drill Dimensions..... W-110 H-120
Side Panel Drill Dimensions..... D-100 H-100

Single Door

Codes	H mm	W mm	D mm	Kg	m³
VFR21	1400	600	400	68	0,33
VFR22	1400	800	400	87	0,44
VFR23	1600	600	400	75	0,38
VFR24	1600	800	400	95	0,48
VFR25	1600	1000	400	113	0,64
VFR26	1800	600	400	90	0,43
VFR28	1800	800	400	113	0,57
VFR30	1800	1000	400	134	0,72
VFR27	1800	600	500	96	0,54
VFR29	1800	800	500	119	0,72
VFR31	1800	1000	500	140	0,90
VFR34	2000	600	400	100	0,48
VFR36	2000	800	400	123	0,64
VFR38	2000	1000	400	146	0,80
VFR35	2000	600	500	107	0,60
VFR37	2000	800	500	130	0,80
VFR39	2000	1000	500	151	1,00

APPROVALS

CE		EN 62208/02:2012	EN 61439-1
TÜV	***IP 55**	EN 62208/02:2012	EN 60 529 ; EN 61439-1
	Solid door: **IK10**	EN 62208/02:2012	EN 62 262 ; EN 61439-1
	Max Load Capacity	Pl. **600Kg**	EN 62208/02:2012 EN 61439-1
		Door **90Kg**	
c UL us	**TYPE 1, 12**	FILE E238294	Standard 508
	NEMA 1, 12		Standard 250
RINA		ELE118311CS	Rina Rules Classification of Ships
RoHS REACH		2011/65/CE	1272/2008/CE

* IP66 WITH SINGLE, FLAT GROMMET FLANGE

dimensions are in mm

technical data subject to change without notice

2 doors VFR cabinets
**** In H<1400mm models, door internal reinforcing profiles are the same as KQ series.**

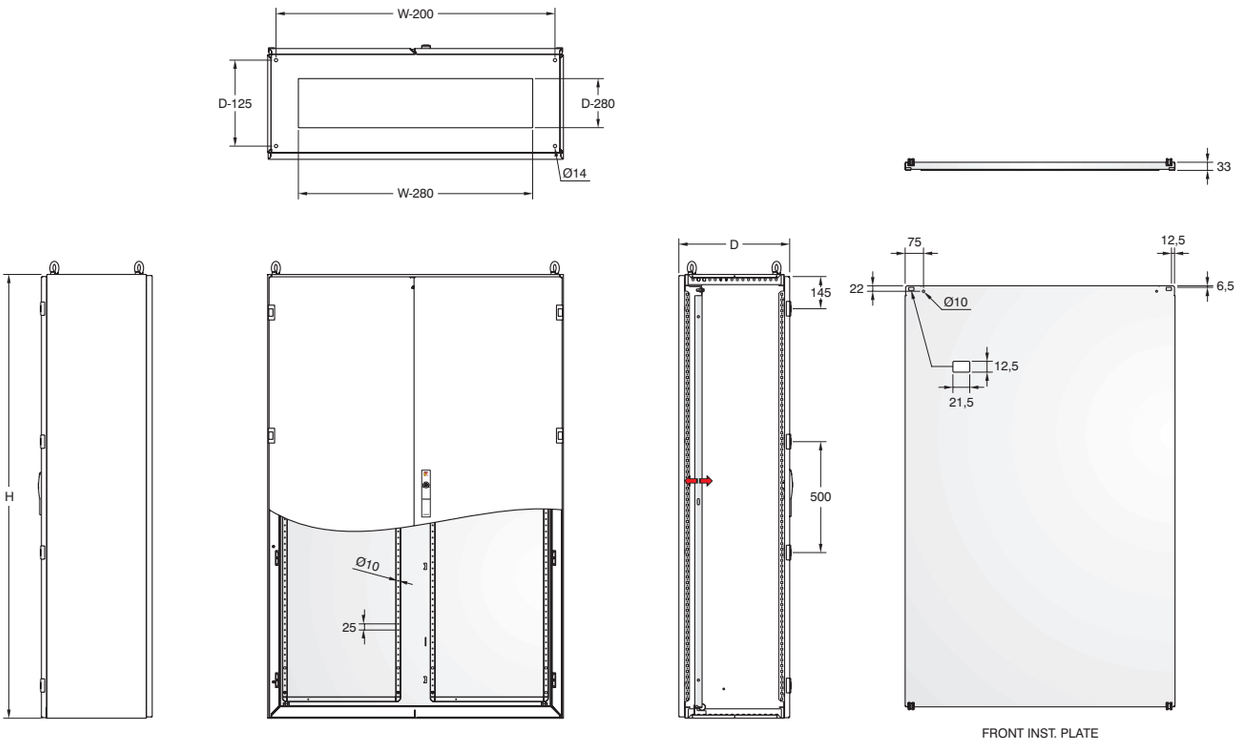

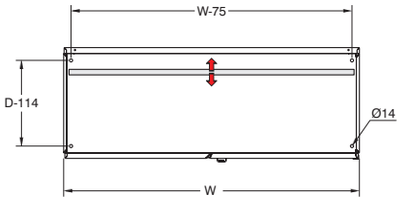

2 doors VFR CABINETS DIMENSIONS

R Door.....½W+3 H-10
L Door.....½W-25 H-10
R Door Drill Dimensions.....W(door)-160 H-160
L Door Drill Dimensions.....W(door)-160 H-160
Opening Dimensions with Open Doors..W-100 H-100
Front Internal Plate.....W-105 H-105
Drill Depth.....D-100
Base Drill Dimensions.....W-200 D-100
Top Drill Dimensions.....W-120 D-100
Back Panel Drill Dimensions.....W-110 H-120
Side Panel Drill Dimensions.....D-100 H-100

Two Doors

Codes	H mm	W mm	D mm	Kg	m³
VFR32	1800	1200	500	161	1,08
VFR33	1800	1600	500	205	1,44
VFR42	2000	1200	400	163	0,96
VFR40	2000	1200	500	172	1,20
VFR41	2000	1600	500	215	1,60
VFR1464	600	1400	400	71	0,33
VFR1664	600	1600	400	78	0,38
VFR1864	600	1800	400	94	0,43
VFR2064	600	2000	400	105	0,48
VFR1484	800	1400	400	79	0,44
VFR1684	800	1600	400	99	0,51
VFR1884	800	1800	400	117	0,57
VFR2084	800	2000	400	127	0,64
VFR16104	1000	1600	400	117	0,64
VFR18104	1000	1800	400	139	0,72
VFR20104	1000	2000	400	151	0,80

APPROVALS

CE		EN 62208/02:2012	EN 61439-1
TÜV	***IP 55**	EN 62208/02:2012	EN 60 529 ; EN 61439-1
	Solid door: **IK10**	EN 62208/02:2012	EN 62 262 ; EN 61439-1
	Max Load Capacity	Pl. **600Kg**	EN 62208/02:2012 EN 61439-1
		Door **90Kg**	
c UL us	**TYPE 1, 12**	FILE E238294	Standard 508
	NEMA 1, 12		Standard 250
		ELE118311CS	Rina Rules Classification of Ships
RoHS REACH		2011/65/CE	1272/2008/CE

* IP66 WITH SINGLE, FLAT GROMMET FLANGE

technical data: VRFP cabinets

1 glass door VFRP cabinets: Width with side panels installed +10 mm
In in-line configurations +2 mm
By separated code ordering: internal door

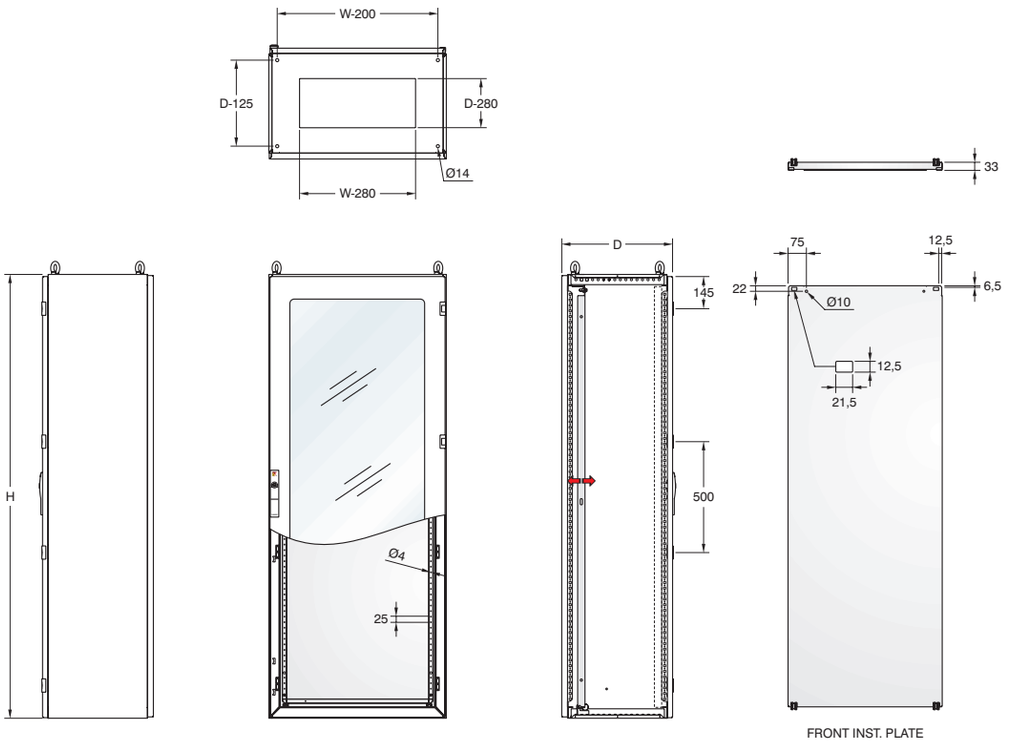

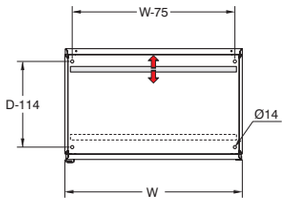

1 glass door VFRP CABINETS DIMENSIONS

Single Door.....W-10 H-10
Transparent Door Opening.....W-205 H-275
Internal Door.....W-135 H-135
External-Internal Door Spacing..... 70
Internal Door Drill Dimensions.....W-175 H-175
Opening Dimensions with Open Doors..W-100 H-100
Front Internal Plate.....W-105 H-105
Drill Depth without Internal Doore..... D-100
Drill Depth with Internal Door.....D-172
Base Drill Dimensions.....W-200 D-100
Top Drill Dimensions.....W-130 D-100
Back Panel Drill Dimensions.....W-110 H-120
Side Panel Drill Dimensions.....D-100 H-100

Single Glass Door

Codes	H mm	W mm	D mm	Kg	m³
VFR21P	1400	600	400	68	0,33
VFR22P	1400	800	400	87	0,44
VFR23P	1600	600	400	75	0,38
VFR24P	1600	800	400	95	0,48
VFR25P	1600	1000	400	113	0,64
VFR26P	1800	600	400	90	0,43
VFR28P	1800	800	400	113	0,57
VFR30P	1800	1000	400	134	0,72
VFR27P	1800	600	500	96	0,54
VFR29P	1800	800	500	119	0,72
VFR31P	1800	1000	500	140	0,90
VFR34P	2000	600	400	100	0,48
VFR36P	2000	800	400	123	0,64
VFR38P	2000	1000	400	146	0,80
VFR35P	2000	600	500	107	0,60
VFR37P	2000	800	500	130	0,80
VFR39P	2000	1000	500	151	1,00

APPROVALS

CE		EN 62208/02:2012	EN 61439-1
	***IP 55**	EN 62208/02:2012	EN 60 529 ; EN 61439-1
	Glass door: **IK08**	EN 62208/02:2012	EN 62 262 ; EN 61439-1
	Max Load Capacity	P.I. **600Kg**	EN 62208/02:2012 EN 61439-1
		ELE118311CS	Rina Rules Classification of Ships
RoHS REACH		2011/65/CE	1272/2008/CE

* IP66 WITH SINGLE, FLAT GROMMET FLANGE

dimensions are in mm

technical data subject to change without notice

2 glass doors VFRP cabinets: Width with side panels installed +10 mm
In in-line configurations +2 mm
By separated code ordering: internal door

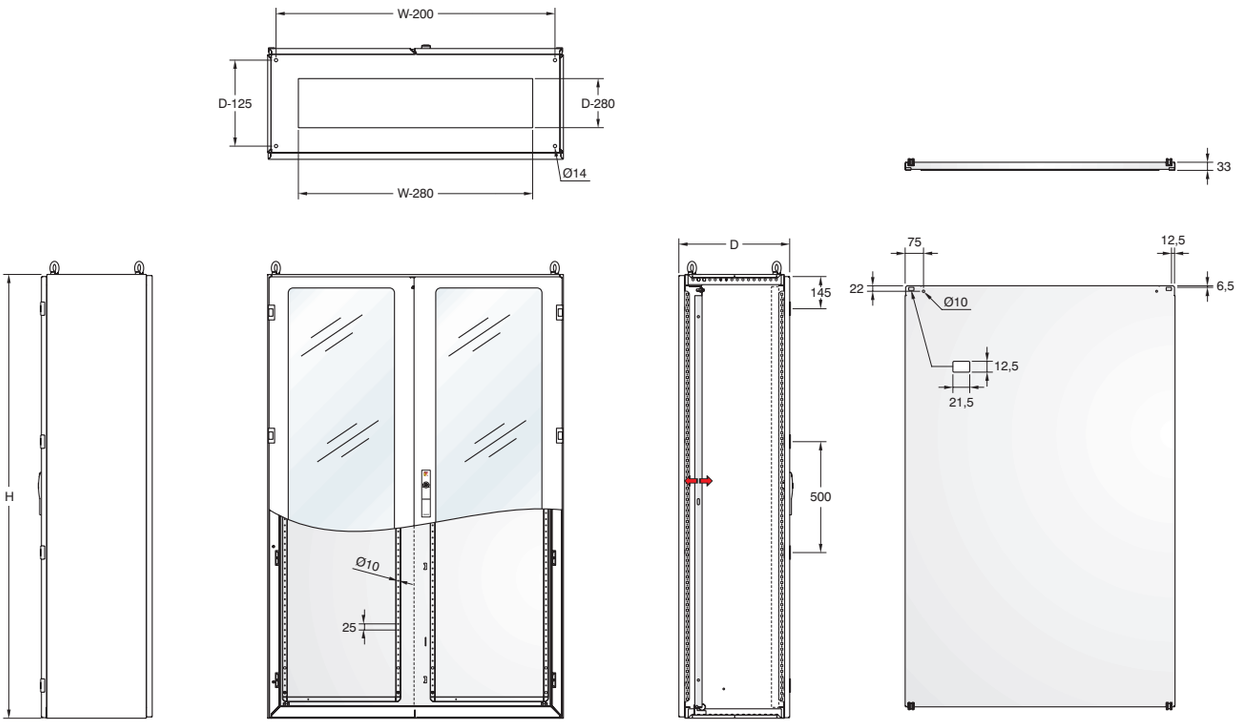

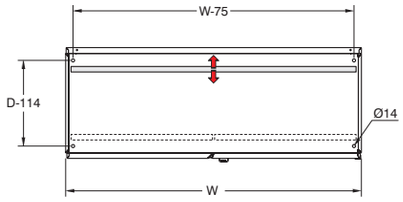

2 glass door VFRP CABINETS DIMENSIONS

R Door.....½W+3 H-10
L Door.....½W-25 H-10
R/L Transparent Door Opening.....W(door)-190 H-275
R Internal Door.....½W-70 H-135
L Internal Door.....½W-70 H-135
R Internal Door Drill Dimensions.....W(door)-40 H-175
L Internal Door Drill Dimensions.....W(door)-20 H-175
External-Internal Door Spacing.....70
Opening Dimensions with Open Doors..W-100 H-100
Front Internal Plate.....W-105 H-105
Drill Depth without Internal Doore.....D-100
Drill Depth with Internal Door.....D-172
Base Drill Dimensions.....W-200 D-100
Top Drill Dimensions.....W-130 D-100
Back Panel Drill Dimensions.....W-110 H-120
Side Panel Drill Dimensions.....D-100 H-100

Two Glass Door

Codes	H mm	W mm	D mm	Kg	m³
VFR32P	1800	1200	500	161	1,08
VFR33P	1800	1600	500	205	1,44
VFR42P	2000	1200	400	163	0,96
VFR40P	2000	1200	500	172	1,20
VFR41P	2000	1600	500	215	1,60

APPROVALS

CE		EN 62208/02:2012	EN 61439-1
	***IP 55**	EN 62208/02:2012	EN 60 529 ; EN 61439-1
	Glass door: **IK08**	EN 62208/02:2012	EN 62 262 ; EN 61439-1
	Max Load Capacity	Pl. **600Kg**	EN 62208/02:2012 EN 61439-1
		ELE118311CS	Rina Rules Classification of Ships
RoHS REACH		2011/65/CE	1272/2008/CE

* IP66 WITH SINGLE, FLAT GROMMET FLANGE

dimensions are in mm

technical data subject to change without notice

1 door VFR-A cabinets

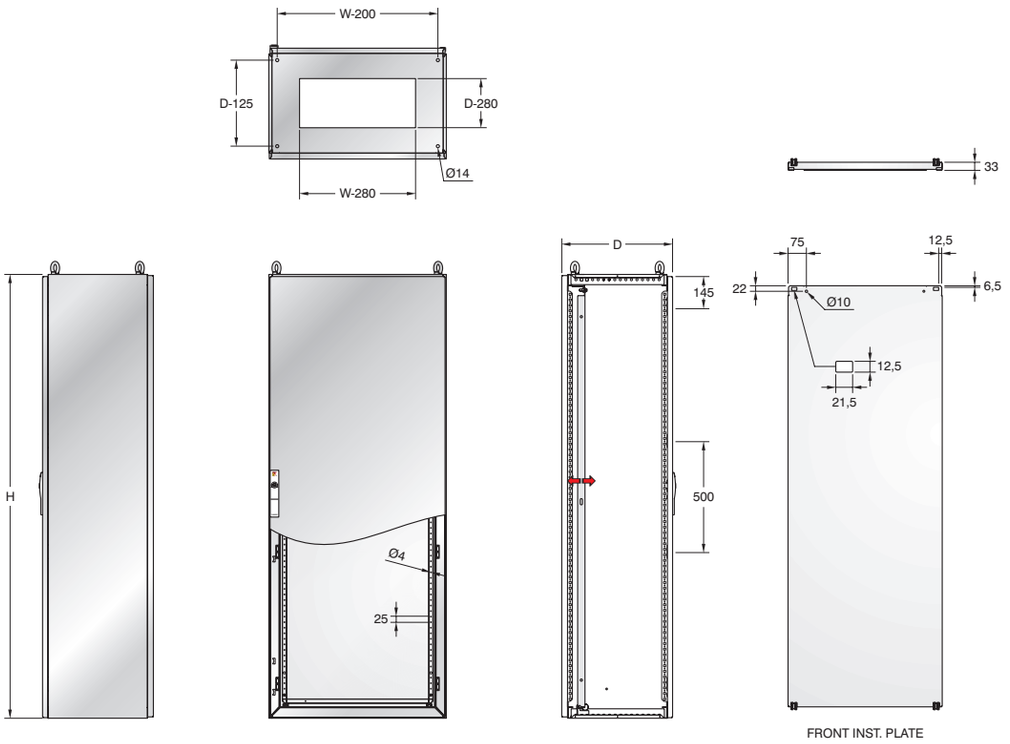

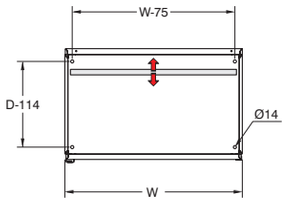

1 door VFR-A CABINETS DIMENSIONS

Single Door.....W-10 H-10
Single Door Drill Dimensions.....W-160 H-160
Opening Dimensions with Open Doors..W-100 H-100
Front Internal Plate.....W-105 H-105
Drill Depth..... D-70
Base Drill Dimensions.....W-200 D-100
Top Drill Dimensions.....W-130 D-100
Back Panel Drill Dimensions.....W-110 H-120
Side Panel Drill Dimensions.....D-100 H-100

Single Door

Codes	H mm	W mm	D mm	Kg	m³
VFR21A	1400	600	400	68	0,33
VFR22A	1400	800	400	87	0,44
VFR23A	1600	600	400	75	0,38
VFR24A	1600	800	400	95	0,48
VFR25A	1600	1000	400	113	0,64
VFR26A	1800	600	400	90	0,43
VFR28A	1800	800	400	113	0,57
VFR30A	1800	1000	400	134	0,72
VFR27A	1800	600	500	96	0,54
VFR29A	1800	800	500	119	0,72
VFR31A	1800	1000	500	140	0,90
VFR34A	2000	600	400	100	0,48
VFR36A	2000	800	400	123	0,64
VFR38A	2000	1000	400	146	0,80
VFR35A	2000	600	500	107	0,60
VFR37A	2000	800	500	130	0,80
VFR39A	2000	1000	500	151	1,00

APPROVALS

CE		EN 62208/02:2012	EN 61439-1
	***IP 55**	EN 62208/02:2012	EN 60 529 ; EN 61439-1
	Solid door: **IK10**	EN 62208/02:2012	EN 62 262 ; EN 61439-1
	Max Load Capacity	Pl. **600Kg**	EN 62208/02:2012 EN 61439-1
		Door **90Kg**	
c UL us	**TYPE 1, 12**	FILE E238294	Standard 508
	NEMA 1, 12		Standard 250
		ELE118311CS	Rina Rules Classification of Ships
RoHS REACH		2011/65/CE	1272/2008/CE

* IP66 WITH SINGLE, FLAT GROMMET FLANGE

dimensions are in mm

technical data subject to change without notice

2 doors VFR-A cabinets
**** In H<1400mm models, door internal reinforcing profiles are the same as KQ series.**

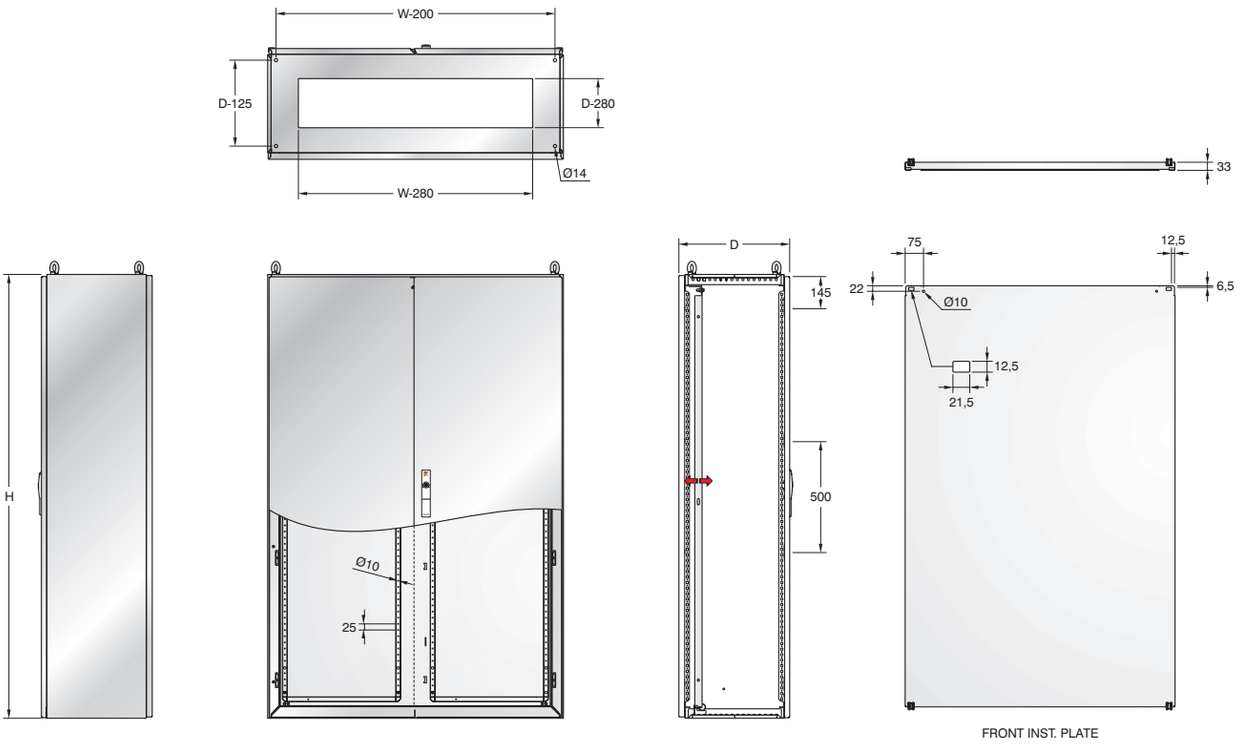

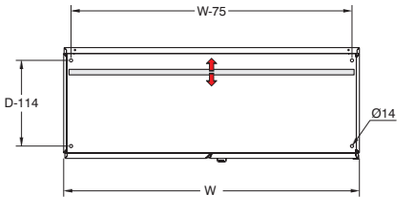

2 doors VFR-A CABINETS DIMENSIONS

R Door.....½W+3 H-10
L Door.....½W-25 H-10
R Door Drill Dimensions.....W(door)-160 H-160
L Door Drill Dimensions.....W(door)-160 H-160
Opening Dimensions with Open Doors..W-100 H-100
Front Internal Plate.....W-105 H-105
Drill Depth.....D-100
Base Drill Dimensions.....W-200 D-100
Top Drill Dimensions.....W-120 D-100
Back Panel Drill Dimensions.....W-110 H-120
Side Panel Drill Dimensions.....D-100 H-100

Two Doors

Codes	H mm	W mm	D mm	Kg	m³
VFR32A	1800	1200	500	161	1,08
VFR33A	1800	1600	500	205	1,44
VFR42A	2000	1200	400	163	0,96
VFR40A	2000	1200	500	172	1,20
VFR41A	2000	1600	500	215	1,60
VFR1464A	600	1400	400	71	0,33
VFR1664A	600	1600	400	78	0,38
VFR1864A	600	1800	400	94	0,43
VFR2064A	600	2000	400	105	0,48
VFR1484A	800	1400	400	79	0,44
VFR1684A	800	1600	400	99	0,51
VFR1884A	800	1800	400	117	0,57
VFR2084A	800	2000	400	127	0,64
VFR16104A	1000	1600	400	117	0,64
VFR18104A	1000	1800	400	139	0,72
VFR20104A	1000	2000	400	151	0,80

APPROVALS

CE		EN 62208/02:2012	EN 61439-1
TÜV	***IP 55**	EN 62208/02:2012	EN 60 529 ; EN 61439-1
	Solid door: **IK10**	EN 62208/02:2012	EN 62 262 ; EN 61439-1
	Max Load Capacity	Pl. **600Kg**	EN 62208/02:2012 EN 61439-1
		Door **90Kg**	
c UL us	**TYPE 1, 12**	FILE E238294	Standard 508
	NEMA 1, 12		Standard 250
		ELE118311CS	Rina Rules Classification of Ships
RoHS REACH		2011/65/CE	1272/2008/CE

* IP66 WITH SINGLE, FLAT GROMMET FLANGE

technical data: VRFP-A cabinets

1 glass door VFRP-A cabinets: Width with side panels installed +10 mm
In in-line configurations +2 mm
By separated code ordering: internal door

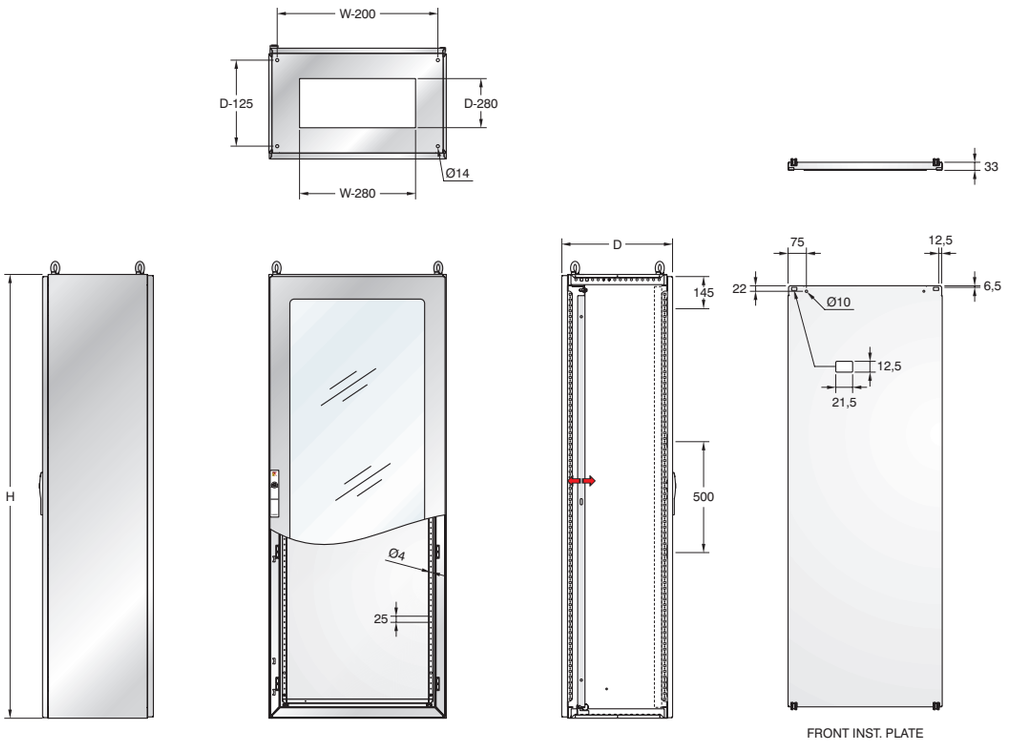

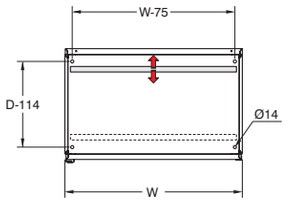

1 glass door VFRP-A CABINETS DIMENSIONS

Single Door.....W-10 H-10
Transparent Door Opening.....W-205 H-275
Internal Door.....W-135 H-135
External-Internal Door Spacing..... 70
Internal Door Drill Dimensions.....W-175 H-175
Opening Dimensions with Open Doors..W-100 H-100
Front Internal Plate.....W-105 H-105
Drill Depth without Internal Doore..... D-100
Drill Depth with Internal Door.....D-172
Base Drill Dimensions.....W-200 D-100
Top Drill Dimensions.....W-130 D-100
Back Panel Drill Dimensions.....W-110 H-120
Side Panel Drill Dimensions.....D-100 H-100

Single Glass Door

Codes	H mm	W mm	D mm	Kg	m³
VFR21PA	1400	600	400	68	0,33
VFR22PA	1400	800	400	87	0,44
VFR23PA	1600	600	400	75	0,38
VFR24PA	1600	800	400	95	0,48
VFR25PA	1600	1000	400	113	0,64
VFR26PA	1800	600	400	90	0,43
VFR28PA	1800	800	400	113	0,57
VFR30PA	1800	1000	400	134	0,72
VFR27PA	1800	600	500	96	0,54
VFR29PA	1800	800	500	119	0,72
VFR31PA	1800	1000	500	140	0,90
VFR34PA	2000	600	400	100	0,48
VFR36PA	2000	800	400	123	0,64
VFR38PA	2000	1000	400	146	0,80
VFR35PA	2000	600	500	107	0,60
VFR37PA	2000	800	500	130	0,80
VFR39PA	2000	1000	500	151	1,00

APPROVALS

CE		EN 62208/02:2012	EN 61439-1
TÜV	***IP 55**	EN 62208/02:2012	EN 60 529 ; EN 61439-1
	Glass door: **IK08**	EN 62208/02:2012	EN 62 262 ; EN 61439-1
	Max Load Capacity	P.I. **600Kg**	EN 62208/02:2012 EN 61439-1
RINA		ELE118311CS	Rina Rules Classification of Ships
RoHS REACH		2011/65/CE	1272/2008/CE

* IP66 WITH SINGLE, FLAT GROMMET FLANGE

dimensions are in mm

technical data subject to change without notice

2 glass doors VFRP-A cabinets: Width with side panels installed +10 mm
In in-line configurations +2 mm
By separated code ordering: internal door

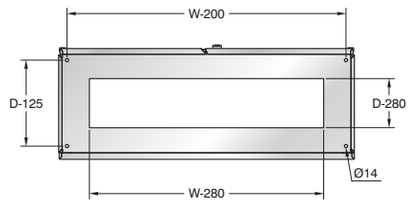

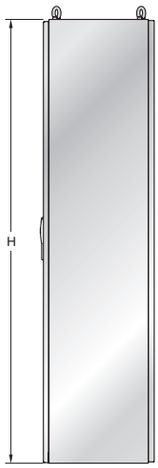

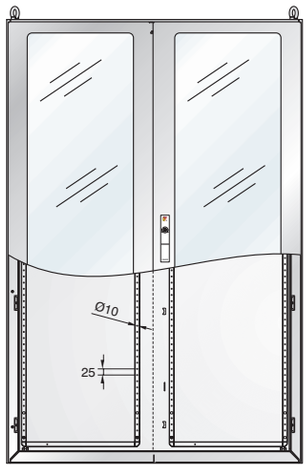

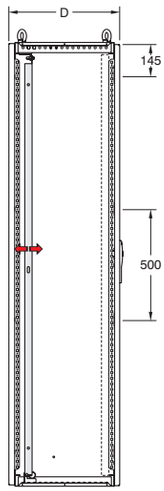

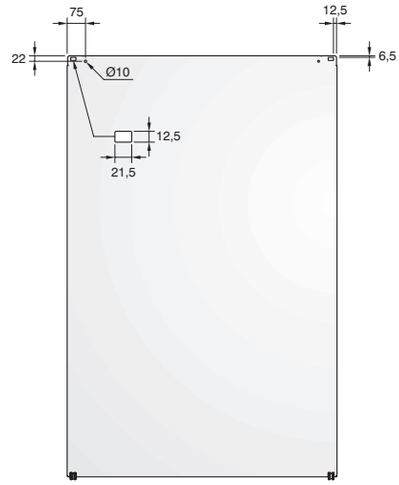

FRONT INST. PLATE

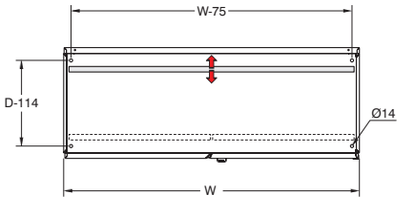

2 glass door VFRP-A CABINETS DIMENSIONS

R Door.....½W+3 H-10
L Door.....½W-25 H-10
R/L Transparent Door Opening.....W(door)-190 H-275
R Internal Door.....½W-70 H-135
L Internal Door.....½W-70 H-135
R Internal Door Drill Dimensions.....W(door)-40 H-175
L Internal Door Drill Dimensions.....W(door)-20 H-175
External-Internal Door Spacing.....70
Opening Dimensions with Open Doors..W-100 H-100
Front Internal Plate.....W-105 H-105
Drill Depth without Internal Doore.....D-100
Drill Depth with Internal Door.....D-172
Base Drill Dimensions.....W-200 D-100
Top Drill Dimensions.....W-130 D-100
Back Panel Drill Dimensions.....W-110 H-120
Side Panel Drill Dimensions.....D-100 H-100

Two Glass Door

Codes	H mm	W mm	D mm	Kg	m³
VFR32PA	1800	1200	500	161	1,08
VFR33PA	1800	1600	500	205	1,44
VFR42PA	2000	1200	400	163	0,96
VFR40PA	2000	1200	500	172	1,20
VFR41PA	2000	1600	500	215	1,60

APPROVALS

CE		EN 62208/02:2012	EN 61439-1
TÜV	***IP 55**	EN 62208/02:2012	EN 60 529 ; EN 61439-1
	Glass door: **IK08**	EN 62208/02:2012	EN 62 262 ; EN 61439-1
	Max Load Capacity	Pl. **600Kg**	EN 62208/02:2012 EN 61439-1
RINA		ELE118311CS	Rina Rules Classification of Ships
RoHS REACH		2011/65/CE	1272/2008/CE

* IP66 WITH SINGLE, FLAT GROMMET FLANGE

dimensions are in mm

technical data subject to change without notice

1 door KM cabinets

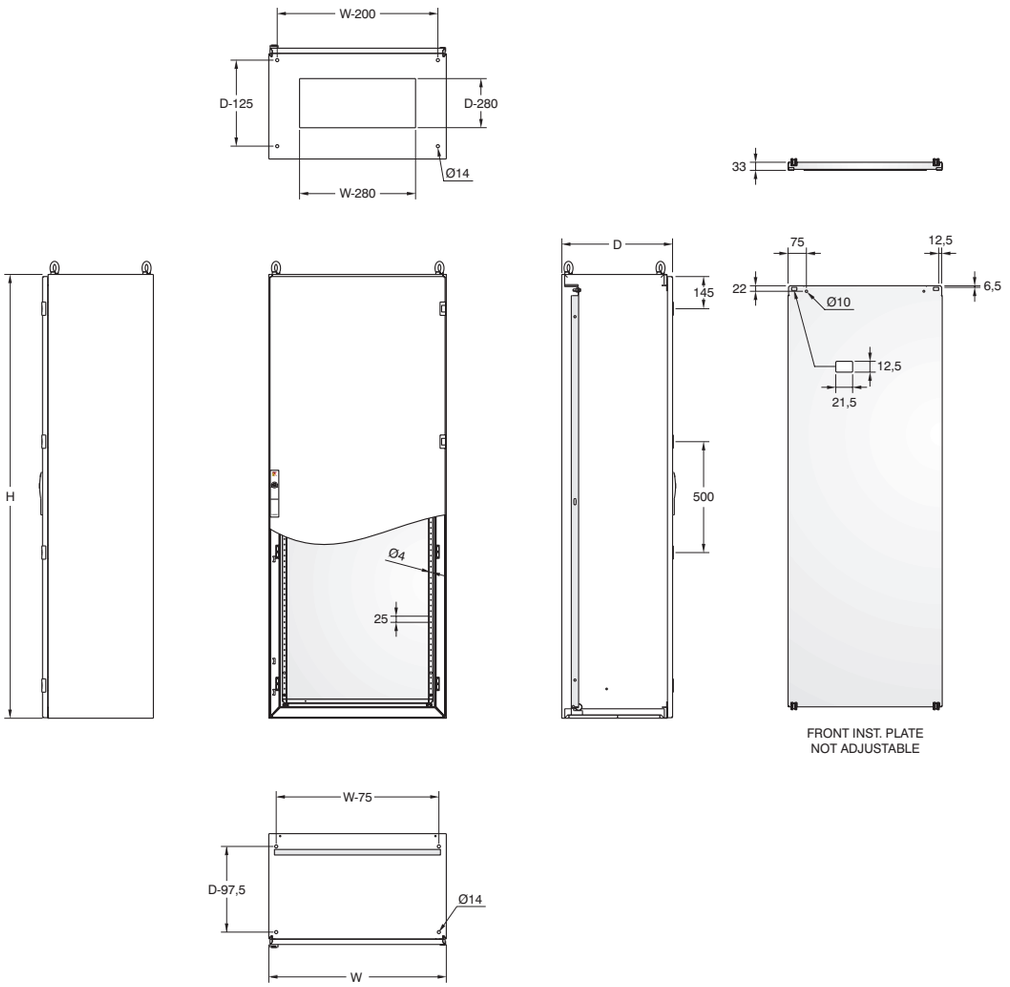

KM CABINETS DIMENSIONS

Single Door..... W-10 H-10
Door Drill Dimensions W-160 H-160
Opening Dimensions with Open Doors... W-100 H-100
Front Internal Plate..... W-105 H-105
Drill Depth..... D-50
Base Drill Dimensions..... W-250 D-155
Top Drill Dimensions..... W-120 D-130
Back Panel Drill Dimensions..... W-300 H-160
Side Panel Drill Dimensions..... D-70 H-60

Single Door

Codes	H mm	W mm	D mm	Kg	m³
KM6144	1400	600	400	65	0,33
KM8144	1400	800	400	84	0,44
KM10144	1400	1000	400	88	0,56
KM6164	1600	600	400	71	0,38
KM8164	1600	800	400	91	0,48
KM10164	1600	1000	400	109	0,64
KM6184	1800	600	400	86	0,43
KM8184	1800	800	400	108	0,57
KM10184	1800	1000	400	129	0,64
KM6204	2000	600	400	96	0,48
KM8204	2000	800	400	118	0,64
KM10204	2000	1000	400	140	0,80

APPROVALS

CE		EN 62208/02:2012	EN 61439-1
TÜV SÜD	***IP 55**	EN 62208/02:2012	EN 60 529 ; EN 61439-1
	Solid door: **IK10**	EN 62208/02:2012	EN 62 262 ; EN 61439-1
	Max Load Capacity	P.I. **600Kg**	EN 62208/02:2012 EN 61439-1
		Door **90Kg**	
RoHS REACH		2011/65/CE	1272/2008/CE

* IP66 WITH SINGLE, FLAT GROMMET FLANGE

dimensions are in mm

technical data subject to change without notice

2 doors KQ cabinets

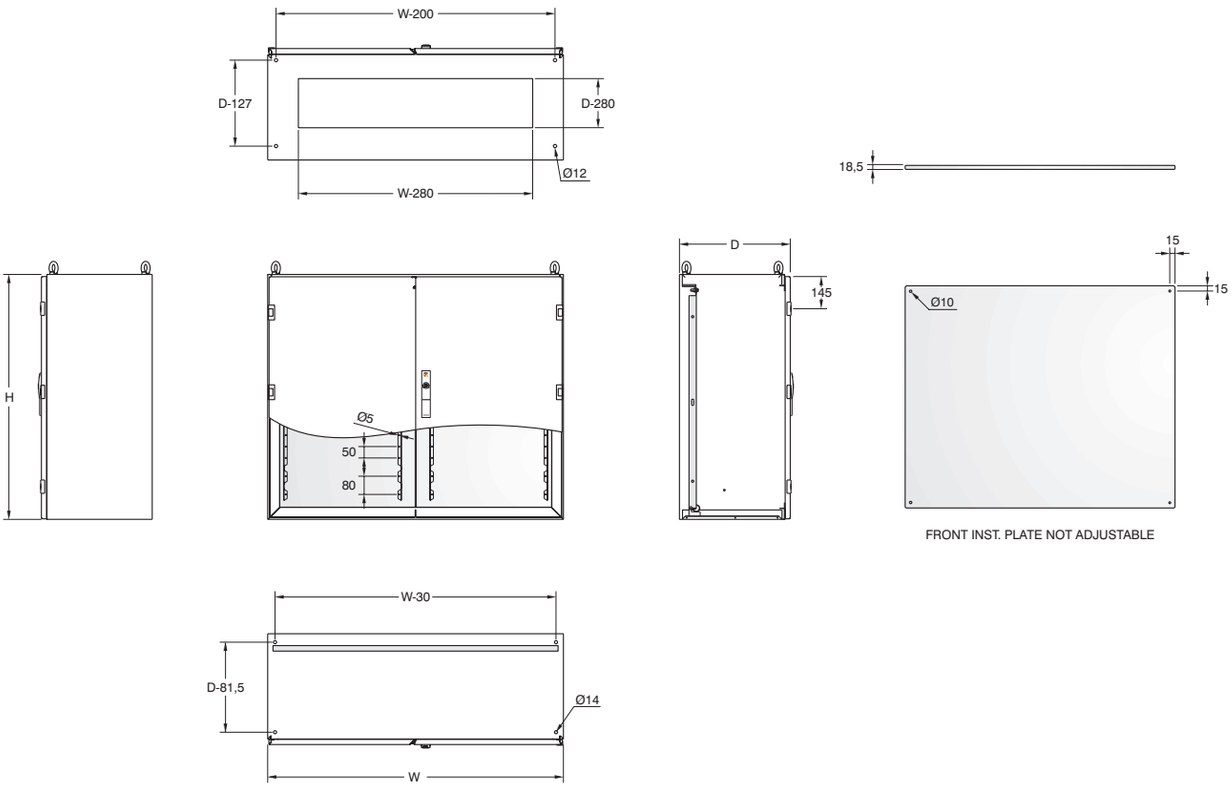

KQ CABINETS DIMENSIONS

R Door..... ½W+3 H-10
L Door..... ½W-25 H-10
R Door Drill Dimensions..... W door-160 H-115
L Door Drill Dimensions..... W door-90 H-115
Opening Dimensions with Open Doors..W-100 H-100
Front Internal Plate..... W-105 H-105
Drill Depth..... D-50
Base Drill Dimensions..... W-250 D-155
Top Drill Dimensions..... W-120 D-130
Back Panel Drill Dimensions..... W-300 H-160
Side Panel Drill Dimensions..... D-70 H-60

Two Door

Codes	H mm	W mm	D mm	Kg	m³
KQ1264	600	1200	400	62	0,28
KQ1464	600	1400	400	67	0,33
KQ1664	600	1600	400	73	0,38
KQ1284	800	1200	400	67	0,38
KQ1484	800	1400	400	74	0,48
KQ1684	800	1600	400	88	0,44
KQ1884	800	1800	400	109	0,57
KQ2084	800	2000	400	120	0,64
KQ12104	1000	1200	400	76	0,48
KQ14104	1000	1400	400	91	0,56
KQ16104	1000	1600	400	110	0,64
KQ18104	1000	1800	400	131	0,72
KQ20104	1000	2000	400	142	0,80

APPROVALS

CE		EN 62208/02:2012	EN 61439-1
TÜV	***IP 55**	EN 62208/02:2012	EN 60 529 ; EN 61439-1
	Solid door: **IK10**	EN 62208/02:2012	EN 62 262 ; EN 61439-1
	Max Load Capacity	Pl. **600Kg**	EN 62208/02:2012 EN 61439-1
		Door **60Kg**	
RoHS REACH		2011/65/CE	1272/2008/CE

* IP66 WITH SINGLE, FLAT GROMMET FLANGE

dimensions are in mm

technical data subject to change without notice

technical data: LAN cabinets

DRC-LAN cabinets

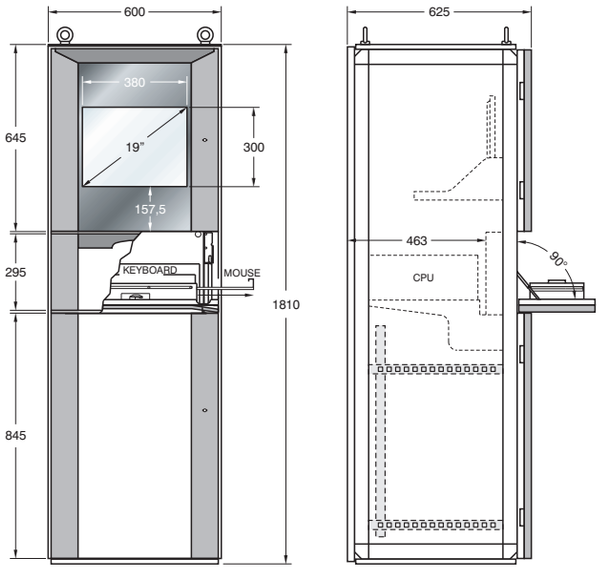

DRC-LAN cabinets.35 with flap door

DRC-LAN A cabinets

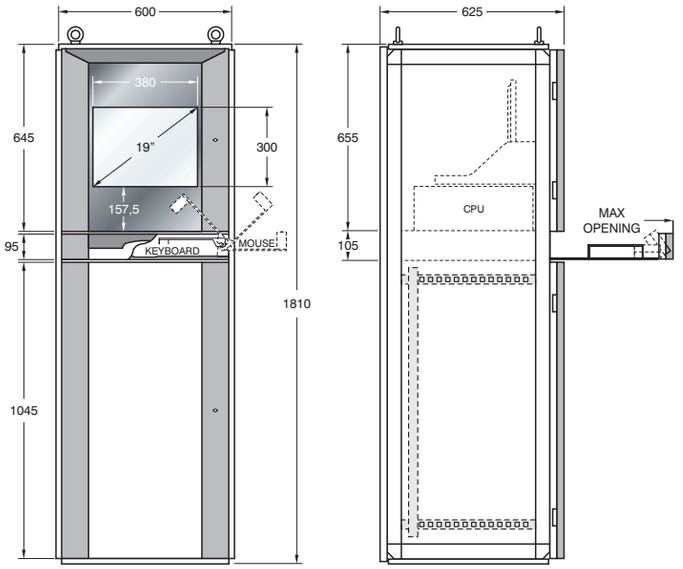

DRC-LAN-A cabinets.35 with central removable drawer

DRC-LAN B cabinets

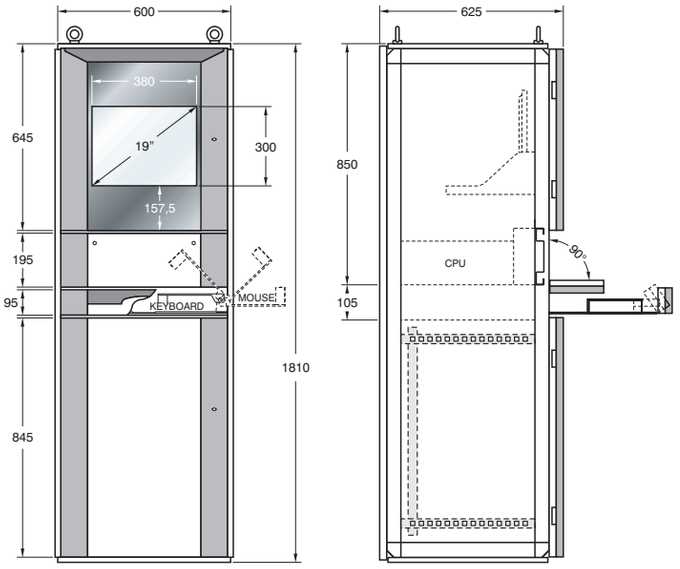

DRC-LAN-B cabinets.35 with flap door and central removable drawer

APPROVALS

CE		EN 62208/02:2012	EN 61439-1
	IP 55	EN 62208/02:2012	EN 60 529 ; EN 61439-1
	Solid door: **IK10**	EN 62208/02:2012	EN 62 262 ; EN 61439-1
	Glass door: **IK08**	EN 62208/02:2012	EN 62 262 ; EN 61439-1
	Max Load Capacity	P.I. **150Kg**	EN 62208/02:2012 EN 61439-1
		Door **60Kg**	
c UL us	**TYPE 1, 12**	FILE E238294	Standard 508
	NEMA 1, 12	FILE E238294	Standard 250
		ELE118311CS	Rina Rules Classification of Ships
RoHS REACH		2011/65/CE	1272/2008/CE

dimensions are in mm

technical data subject to change without notice

LAN1 cabinets

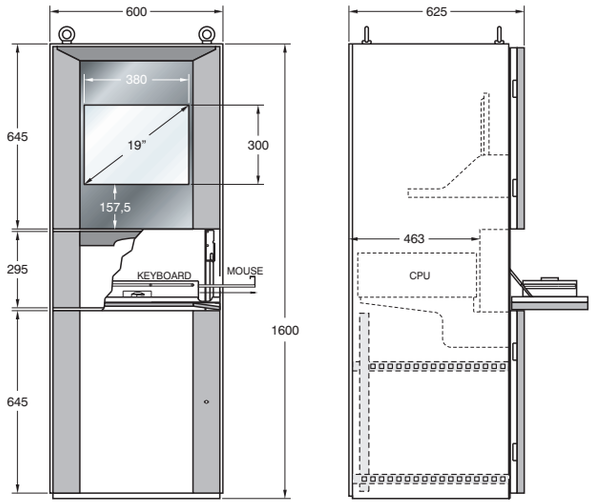

DRC-LAN-1 cabinets
with flap door

LAN1A cabinets

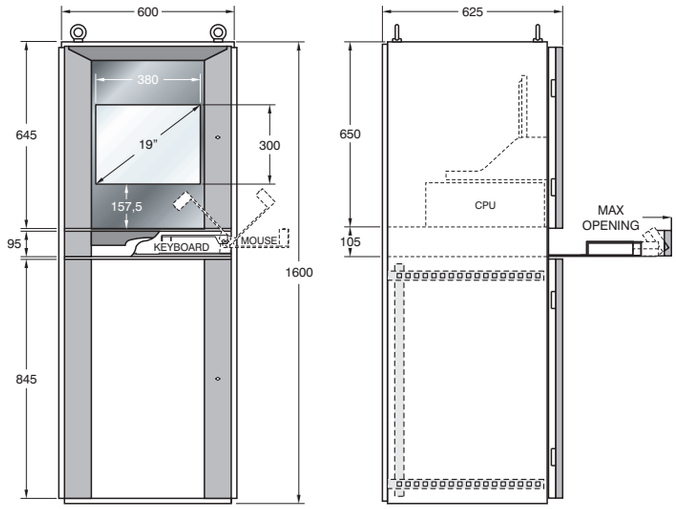

DRC-LAN-1/A cabinets
with central removable drawer

LAN2 cabinets

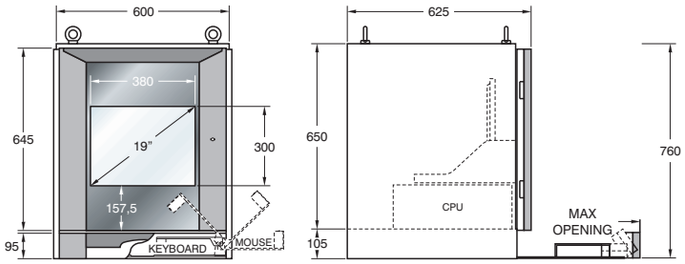

DRC-LAN-2 cabinets with
lower removable drawer.

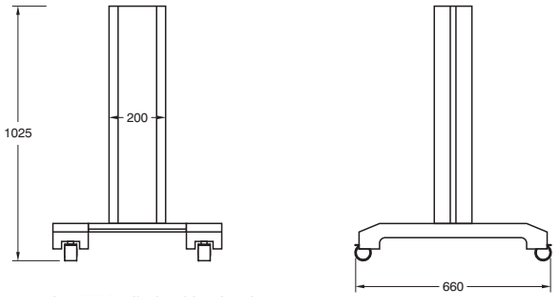

Art.**7080** plinth with wheels

Sheet LAN cabinets

Codes	H mm	W mm	D mm	Kg	m³
DRC-LAN	600	1800	625	128	0,68
DRC-LAN-A	600	1800	625	132	0,68
DRC-LAN-B	600	1800	625	1134	0,68
DRC-LAN-1	600	1600	625	102	0,60
DRC-LAN-1A	600	1600	625	106	0,60
DRC-LAN-2	600	760	625	50	0,30

Stainless-stee LAN-I cabinets

Codes	H mm	W mm	D mm	Kg	m³
DRC-LAN-I	600	1800	625	128	0,68
DRC-LAN-AI	600	1800	625	132	0,68
DRC-LAN-BI	600	1800	625	1134	0,68
DRC-LAN-1I	600	1600	625	102	0,60
DRC-LAN-1AI	600	1600	625	106	0,60
DRC-LAN-2I	600	760	625	50	0,30

dimensions are in mm

technical data subject to change without notice

LVD93 desk cabinets

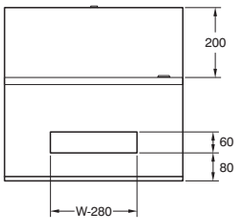

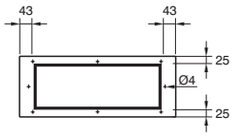

CABLE ENTRY FLANGE

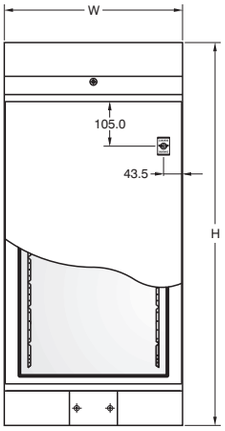

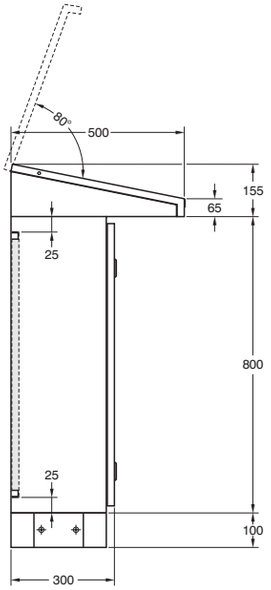

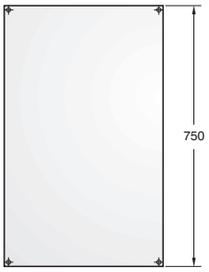

INTERNAL PLATE

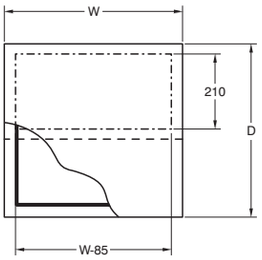

LVD93 DESK CABINETS DIMENSIONS

Lower Door.....W-2 H800
Lower Door Drill Dimensions..... W-130 H740
Internal door supports drill spacing.....W-107
Opening Dimensions with Lower Door Open..W-47 H753
Desk..... W-0 H500
Desk Drill Dimensions.....W-60 D430
Opening Dimensions with Open Desk..... W-46 H435
Bordered Internal Plate..... W-50 H750
Drill Depth.....D-22
Bottom Opening.....W265 D60

Codes	H mm	W mm	D mm	Kg	m³
LVD93/1	500	1060	500	40	0,27
LVD93/2	600	1060	500	46	0,32
LVD93/3	800	1060	500	55	0,43

APPROVALS

		EN 62208/02:2012	EN 61439-1
	IP 55	EN 62208/02:2012	EN 60 529 ; EN 61439-1
	Solid door: **IK10**	EN 62208/02:2012	EN 62 262 ; EN 61439-1
	Max Load Capacity	P.I. **250Kg**	EN 62208/02:2012 EN 61439-1
		Door **60Kg**	
		2011/65/CE	1272/2008/CE

dimensions are in mm

technical data subject to change without notice

LVD93-A desk cabinets

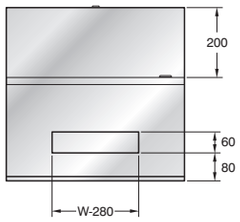

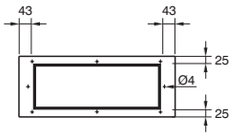

CABLE ENTRY FLANGE

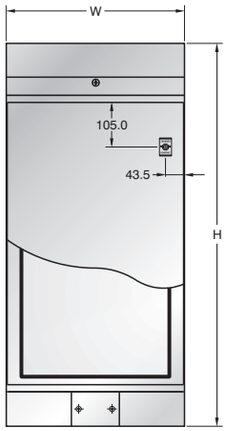

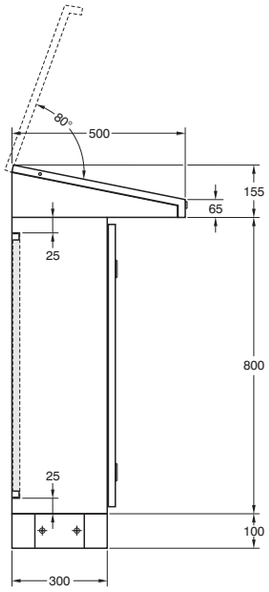



INTERNAL PLATE

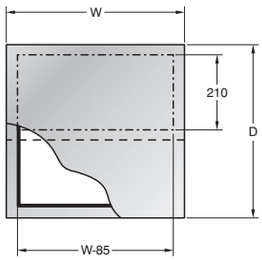

LVD93-A DESK CABINETS DIMENSIONS

Lower Door.....W-2 H800
Lower Door Drill Dimensions..... W-60 H744
Opening Dimensions with Lower Door Open..W-47 H753
Desk..... W-0 H500
Desk Drill Dimensions.....W-60 D430
Opening Dimensions with Open Desk..... W-46 H435
Bordered Internal Plate..... W-50 H750
Drill Depth.....D-22
Bottom Opening.....W265 D60

Codes	H mm	W mm	D mm	Kg	m³
LVD93/1A	500	1060	500	40	0,27
LVD93/2A	600	1060	500	46	0,32
LVD93/3A	800	1060	500	55	0,43

APPROVALS

CE		EN 62208/02:2012	EN 61439-1
	IP 55	EN 62208/02:2012	EN 60 529 ; EN 61439-1
	Solid door: **IK10**	EN 62208/02:2012	EN 62 262 ; EN 61439-1
	Max Load Capacity	Pl. **250Kg**	EN 62208/02:2012 EN 61439-1
		Door **60Kg**	
RoHS REACH		2011/65/CE	1272/2008/CE

dimensions are in mm

technical data subject to change without notice

LC desk cabinets

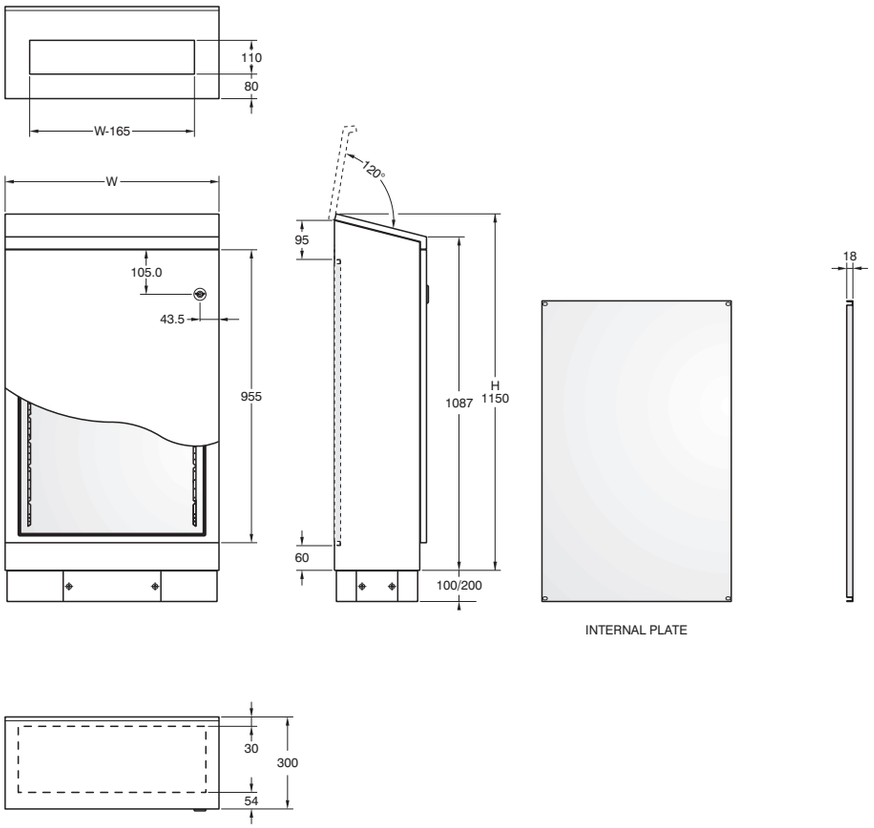

LC DESK CABINETS DIMENSIONS

Single Lower Door..... W-0 H955
Single Lower Door Drill Dimensions..... W-60 H910
R Door..... ½W+10 H955
R Door Drill Dimensions..... W door-60 H910
L Door.....½W-18 H955
L Door Drill Dimensions.....W door-42 H910
Desk.....W-3 D306
Desk Drill Dimensions..... W-65 D223
Bordered Internal Plate.....W-82 H980
Drill Depth..... D-25
Opening Dimensions with Open Desk.. W-50 H923
Bottom Opening..... W-165 D110

Codes	Nr of lower doors	W mm	H mm	D mm	Kg	m³
LC6113	1	600	1150	300	47	0,21
LC8113	1	800	1150	300	59	0,28
LC10113	2	1000	1150	300	70	0,35
LC12113	2	1200	1150	300	82	0,42
LC16113	2	1600	1150	300	93	0,56

APPROVALS

CE		EN 62208/02:2012	EN 61439-1
TÜV	**IP 55**	EN 62208/02:2012	EN 60 529 ; EN 61439-1
	Solid door: **IK10**	EN 62208/02:2012	EN 62 262 ; EN 61439-1
	Max Load Capacity	Pl. **250Kg**	EN 62208/02:2012 EN 61439-1
		Door **60Kg**	
RoHS REACH		2011/65/CE	1272/2008/CE

dimensions are in mm

technical data subject to change without notice

LVM desk cabinets

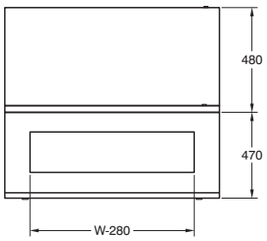

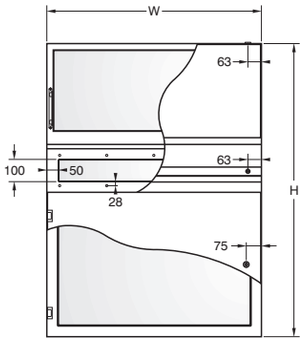

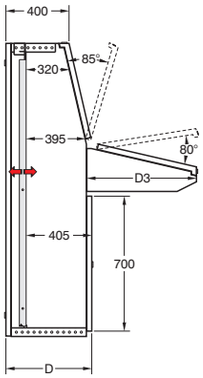

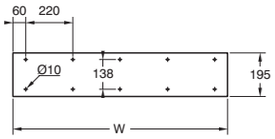

FRONT BEARING PANEL
(OR INTERMEDIATE SHELF)



INTERNAL PLATE

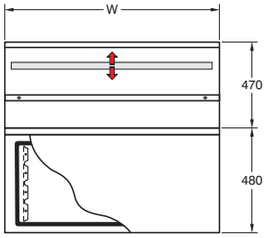

LVM DESK CABINETS DIMENSIONS

Single Lower Door.....W-15 H670
Single Lower Door Drill Dimensions.....W-165 H580
R Door.....½W+10 H670
R Door Drill Dimensions.....W door-60 H580
L Door.....½W-18 H670
L Door Drill Dimensions.....W door-42 H580
Single Back Door.....W-5 H1360
Single Back Door Drill Dimensions.....W-160 H1255
R Door.....½W+10 H1360
R Door Drill Dimensions.....W door-60 H1255
L Door.....½L-18 H1360
L Door Drill Dimensions.....W door-42 H1255
Desk.....W-0 H450
Desk Drill Dimensions.....W-105 H370
Synoptic Plate.....W-0 H450
Synoptic Plate Drill Dimensions.....W-105 H370
Bordered Internal Plate.....W-105 H1265
Drill Depth.....D-95
Opening Dimensions with Open Doors (Bottom)....W-100 H600
Opening Dimensions with Open Doors (Back).....W-100 H1270
Opening Dimensions with Open Doors (Synoptic).W-50 H380
Opening Dimensions with Open Doors (Desk).....W-50 H380
Bottom Opening.....W-280 D220

Codes	W mm	H mm	D mm	Kg	m³
LVM6145	600	1370	500	89	0,42
LVM8145	800	1370	500	104	0,56
LVM10145	1000	1370	500	119	0,70
LVM12145	1200	1370	500	135	0,84
LVM16145	1600	1370	500	168	1,12

APPROVALS

CE		EN 62208/02:2012	EN 61439-1
	IP 55	EN 62208/02:2012	EN 60 529 ; EN 61439-1
	Solid door: **IK10**	EN 62208/02:2012	EN 62 262 ; EN 61439-1
	Max Load Capacity	Pl. **250Kg**	EN 62208/02:2012 EN 61439-1
		Door **60Kg**	
RoHS REACH		2011/65/CE	1272/2008/CE

dimensions are in mm

technical data subject to change without notice

LM desk cabinets

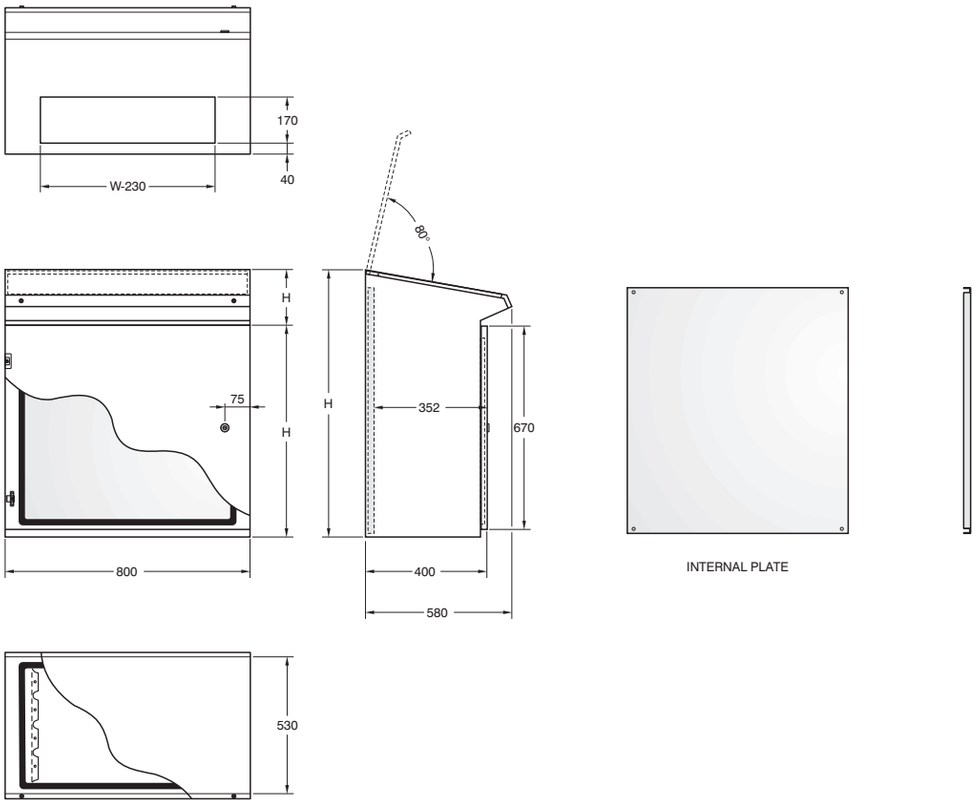

LM DESK CABINETS DIMENSIONS

Single Lower Door..... W-15 H670
Single Lower Door Drill Dimensions.....W-160 H580
R Door..... ½W-5 H670
R Door Drill Dimensions..... W door-155 H580
L Door..... ½W-30 H670
L Door Drill Dimensions.....W door-50 H580
Opening Dimensions with Lower Door Open.. W-100 H600
Desk.....W-2 H530
Desk Drill Dimensions..... W-112 H465
Opening Dimensions with Open Desk.....W-50 H470
Bordered Internal Plate.....W-65 H850
Drill Depth..... D352
Bottom Opening..... W-290 D170

Codes	W mm	H mm	D mm	Kg	m³
LM6014	600	980	400	58	0,24
LM8014	800	980	400	68	0,32
LM1014	1000	980	400	78	0,40
LM1214	1200	980	400	98	0,50
LM1614	1600	980	400	110	0,64

APPROVALS

CE		EN 62208/02:2012	EN 61439-1
	IP 55	EN 62208/02:2012	EN 60 529 ; EN 61439-1
	Solid door: **IK10**	EN 62208/02:2012	EN 62 262 ; EN 61439-1
	Max Load Capacity	Pl. **250Kg**	EN 62208/02:2012 EN 61439-1
		Door **60Kg**	
RoHS REACH		2011/65/CE	1272/2008/CE

dimensions are in mm

technical data subject to change without notice

LM-A desk cabinets

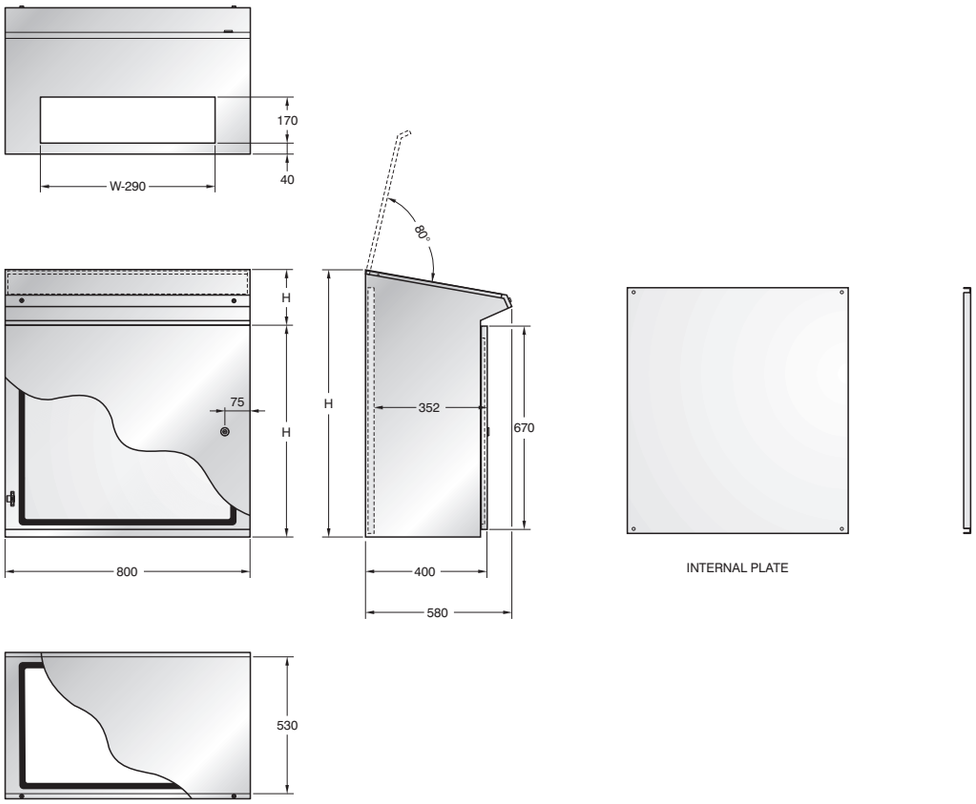

LM-A DESK CABINETS DIMENSIONS

Single Lower Door..... W-15 H670
Single Lower Door Drill Dimensions.....W-160 H580
R Door..... ½W-5 H670
R Door Drill Dimensions..... W door-155 H580
L Door..... ½W-30 H670
L Door Drill Dimensions.....W door-50 H580
Opening Dimensions with Lower Door Open.. W-100 H600
Desk.....W-2 H530
Desk Drill Dimensions..... W-60 H465
Opening Dimensions with Open Desk.....W-50 H470
Bordered Internal Plate.....W-65 H850
Drill Depth..... D352
Bottom Opening..... W-290 D170

Codes	W mm	H mm	D mm	Kg	m³
LM6014A	600	980	400	58	0,24
LM8014A	800	980	400	68	0,32
LM1014A	1000	980	400	78	0,40
LM1214A	1200	980	400	98	0,50
LM1614A	1600	980	400	110	0,64

APPROVALS

CE		EN 62208/02:2012	EN 61439-1
	IP 55	EN 62208/02:2012	EN 60 529 ; EN 61439-1
	Solid door: **IK10**	EN 62208/02:2012	EN 62 262 ; EN 61439-1
	Max Load Capacity	Pl. **250Kg**	EN 62208/02:2012 EN 61439-1
		Door **60Kg**	
RoHS REACH		2011/65/CE	1272/2008/CE

dimensions are in mm

technical data subject to change without notice

technical data: LVE desk cabinets

BASE

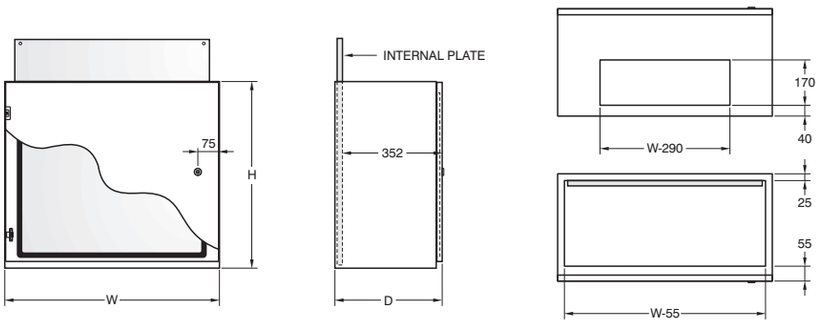

Codes	W mm	H mm	D mm	Kg	m³
LVE101	600	700	400	48	0,17
LVE102	800	700	400	54	0,25
LVE103	1000	700	400	60	0,28
LVE104	1200	700	400	66	0,34
LVE106	1400	700	400	73	0,40
LVE105	1600	700	400	80	0,45

LVE DESK CABINETS DIMENSIONS: Base

Single Lower Door..... W-15 H670
Single Lower Door Drill Dimensions..... W-160 H580
R Door..... ½W-5 H670
R Door Drill Dimensions..... W door-155 H580
L Door..... ½W-30 H670
L Door Drill Dimensions..... W door-50 H580
Opening Dimensions with Lower Door Open.. W-100 H600
Bordered Internal Plate..... W-65 H850
Drill Depth..... D352
Bottom Opening..... W-290 D170

DESK

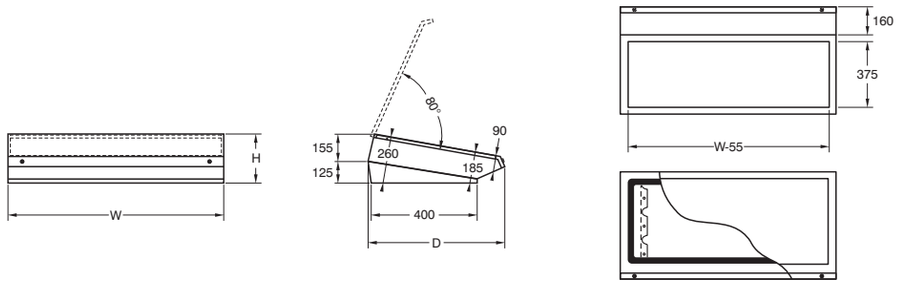

Codes	W mm	H mm	D mm	Kg	m³
LVE201	600	280	578	13	0,11
LVE202	800	280	578	16	0,15
LVE203	1000	280	578	19	0,18
LVE204	1200	280	578	22	0,22
LVE206	1400	280	578	24	0,25
LVE205	1600	280	578	27	0,29

LVE DESK CABINETS DIMENSIONS: Desk

Desk..... W-2 H530
Desk Drill Dimensions..... W-112 H465
Opening Dimensions with Open Desk..... W-50 H470

TOP PLATE

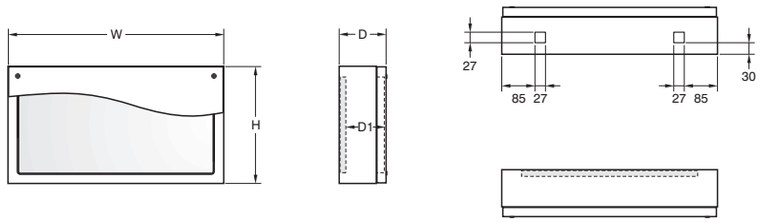

LVE DESK CABINETS DIMENSIONS: Top plate

Cover..... W-0 H300
Cover Drill Dimensions..... W-60 H240
Opening Dimensions (without cover)..... W-50 H250
Bordered Internal Plate..... W-55 H245
Drill Depth.....D97

Codes	W mm	H mm	D mm	Kg	m³
LVE301	600	300	120	8	0,02
LVE302	800	300	120	11	0,03
LVE303	1000	300	120	14	0,04
LVE304	1200	300	120	16	0,04
LVE306	1400	300	120	18	0,05
LVE305	1600	300	120	20	0,06

LVE APPROVALS: BASE – DESK – TOP PLATE

CE		EN 62208/02:2012	EN 61439-1
	IP 55	EN 62208/02:2012	EN 60 529 ; EN 61439-1
	Solid door: **IK10**	EN 62208/02:2012	EN 62 262 ; EN 61439-1
	Max Load Capacity	Pl. **250Kg**	EN 62208/02:2012 EN 61439-1
		Door **60Kg**	
RoHS REACH		2011/65/CE	1272/2008/CE

dimensions are in mm

technical data subject to change without notice

BASE

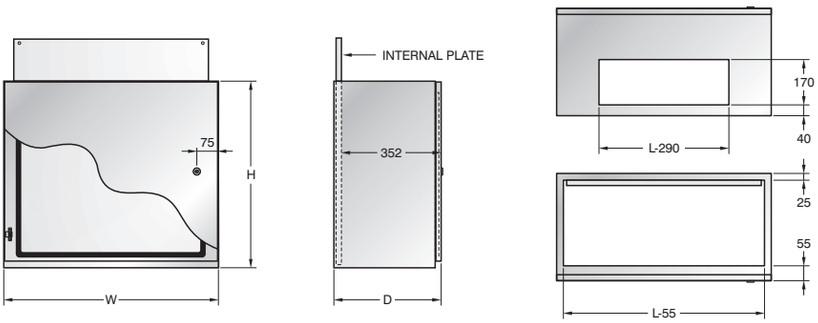

Codes	W mm	H mm	D mm	Kg	m³
LVE101A	600	700	400	48	0,17
LVE102A	800	700	400	54	0,25
LVE103A	1000	700	400	60	0,28
LVE104A	1200	700	400	66	0,34
LVE106A	1400	700	400	73	0,40
LVE105A	1600	700	400	80	0,45

LVE-A DESK CABINETS DIMENSIONS: Base

Single Lower Door..... W-15 H670
Single Lower Door Drill Dimensions..... W-160 H580
R Door..... ½W-5 H670
R Door Drill Dimensions..... W door-155 H580
L Door..... ½W-30 H670
L Door Drill Dimensions..... W door-50 H580
Opening Dimensions with Lower Door Open.. W-100 H600
Bordered Internal Plate..... W-65 H850
Drill Depth..... D352
Bottom Opening..... W-290 D170

DESK

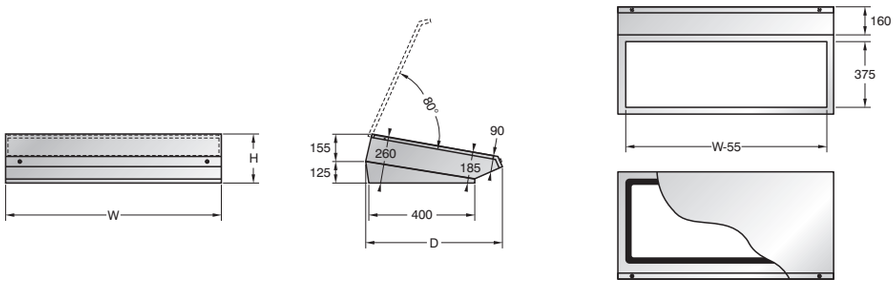

Codes	W mm	H mm	D mm	Kg	m³
LVE201A	600	280	578	13	0,11
LVE202A	800	280	578	16	0,15
LVE203A	1000	280	578	19	0,18
LVE204A	1200	280	578	22	0,22
LVE206A	1400	280	578	24	0,25
LVE205A	1600	280	578	27	0,29

LVE-A DESK CABINETS DIMENSIONS: Desk

Desk..... W-2 H530
Desk Drill Dimensions..... W-112 H465
Opening Dimensions with Open Desk..... W-50 H470

TOP PLATE

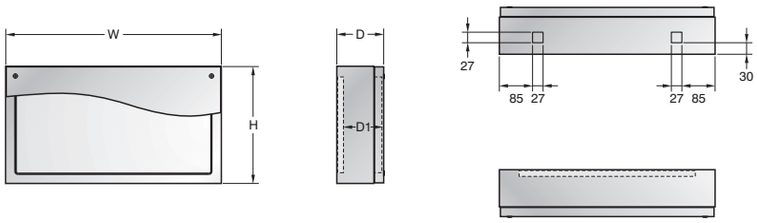

LVE-A DESK CABINETS DIMENSIONS: Top plate

Cover..... W-0 H300
Cover Drill Dimensions..... W-60 H240
Opening Dimensions (without cover)..... W-50 H250
Bordered Internal Plate..... W-55 H245
Drill Depth..... D97

Codes	W mm	H mm	D mm	Kg	m³
LVE301A	600	300	120	8	0,02
LVE302A	800	300	120	11	0,03
LVE303A	1000	300	120	14	0,04
LVE304A	1200	300	120	16	0,04
LVE306A	1400	300	120	18	0,05
LVE305A	1600	300	120	20	0,06

LVE-A APPROVALS: BASE – DESK – TOP PLATE

CE		EN 62208/02:2012	EN 61439-1
	IP 55	EN 62208/02:2012	EN 60 529 ; EN 61439-1
	Solid door: **IK10**	EN 62208/02:2012	EN 62 262 ; EN 61439-1
	Max Load Capacity	Pl. **250Kg**	EN 62208/02:2012 EN 61439-1
		Door **60Kg**	
RoHS REACH		2011/65/CE	1272/2008/CE

dimensions are in mm

technical data subject to change without notice

technical data: LV desk cabinets

LOWER BASE/VERTICAL TOP PLATE

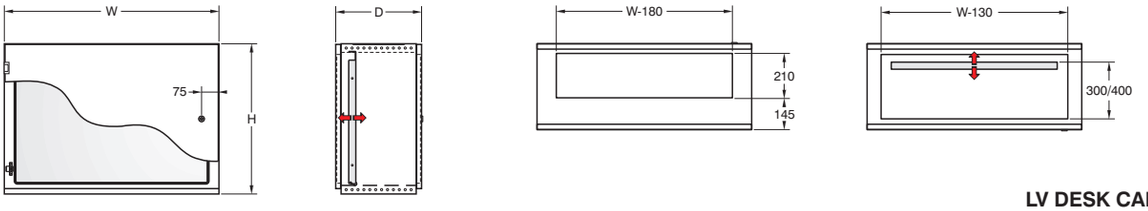

Codes	W mm	H mm	D mm	Kg	m³
LV101	600	700	400	49	0,17
LV102	800	700	400	55	0,23
LV103	1000	700	400	61	0,28
LV104	1200	700	400	67	0,34
LV105	1600	700	400	81	0,45
LV111	600	700	500	51	0,21
LV112	800	700	500	57	0,28
LV113	1000	700	500	63	0,35
LV114	1200	700	500	69	0,42
LV115	1600	700	500	83	0,56

LV DESK CABINETS DIMENSIONS: Base

Single Lower Door..... W-15 H670
Single Lower Door Drill Dimensions.. W-160 H580
R Door..... ½W-5 H670
R Door Drill Dimensions.....W door-155 H580
L Door..... ½L-30 H670
L Door Drill Dimensions..... W door-50 H580
Opening Dimens. with Open Desk.....W-100 H600
Bordered Internal Plate.....W-105 H595
Drill Depth.....D-65
Bottom Opening.....W-180 D210

INTERMEDIATE SHELF

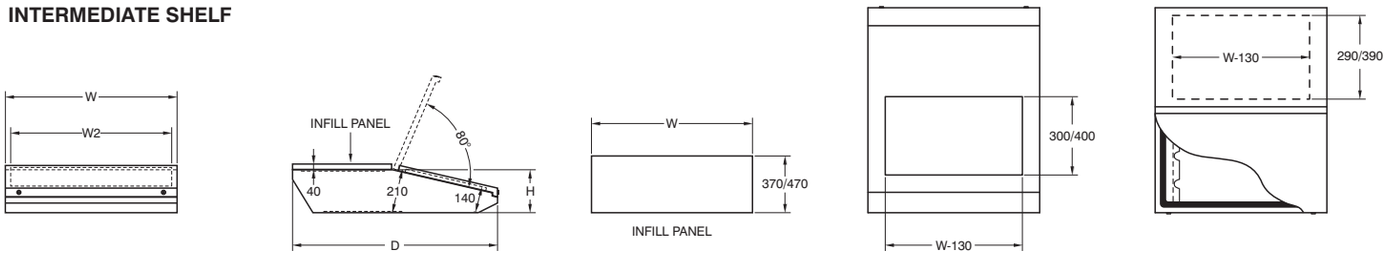

Codes	W mm	H mm	D mm	Kg	m³
LV201	600	200	843	16	0,11
LV202	800	200	843	20	0,14
LV203	1000	200	843	24	0,17
LV204	1200	200	843	28	0,21
LV205	1600	200	843	37	0,28
LV211	600	200	943	17	0,12
LV212	800	200	943	21	0,16
LV213	1000	200	943	25	0,19
LV214	1200	200	943	29	0,23
LV215	1600	200	943	38	0,31

LV DESK CABINETS DIMENSIONS: Desk

Desk.....W-2 H450
Desk Drill Dimensions.....W-110 H370
Opening Dimensions with Open Desk.....W-50 H380

TOP PLATE

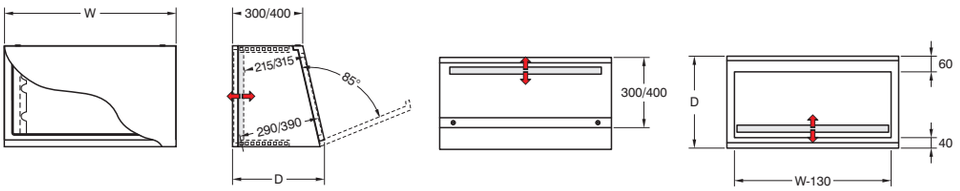

Codes	W mm	H mm	D mm	Kg	m³
LV301	600	470	390	23	0,12
LV302	800	470	390	29	0,15
LV303	1000	470	390	34	0,19
LV304	1200	470	390	40	0,23
LV305	1600	470	390	52	0,3
LV311	600	470	490	25	0,14
LV312	800	470	490	31	0,19
LV313	1000	470	490	37	0,24
LV314	1200	470	490	43	0,29
LV315	1600	470	490	55	0,38

LV DESK CABINETS DIMENSIONS: Synoptic

Synoptic Plate.....W-2 H450
Synoptic Plate Drill Dimensions..... W-110 H370
Opening Dim. with Open Synoptic Plate.. W-50 H380
Bordered Internal Plate.....W-50 H370
Drill Depth..... D-100

LV APPROVALS: BASE – DESK – TOP PLATE

CE		EN 62208/02:2012	EN 61439-1
TÜV	**IP 55**	EN 62208/02:2012	EN 60 529 ; EN 61439-1
	Solid door: **IK10**	EN 62208/02:2012	EN 62 262 ; EN 61439-1
	Max Load Capacity	Pl. **250Kg**	EN 62208/02:2012 EN 61439-1
		Door **60Kg**	
RoHS REACH		2011/65/CE	1272/2008/CE

dimensions are in mm

technical data subject to change without notice

LOWER BASE/VERTICAL TOP PLATE

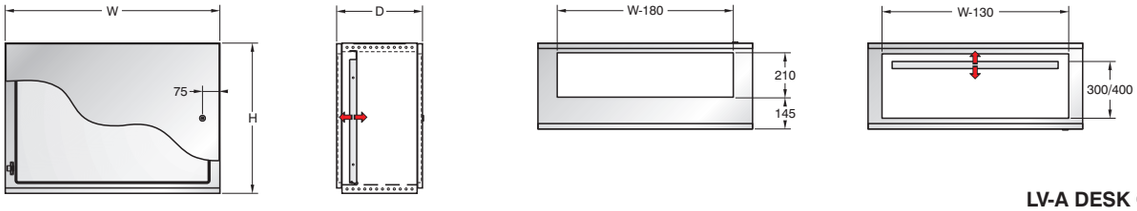

Codes	W mm	H mm	D mm	Kg	m³
LV101A	600	700	400	49	0,17
LV102A	800	700	400	55	0,23
LV103A	1000	700	400	61	0,28
LV104A	1200	700	400	67	0,34
LV105A	1600	700	400	81	0,45
LV111A	600	700	500	51	0,21
LV112A	800	700	500	57	0,28
LV113A	1000	700	500	63	0,35
LV114A	1200	700	500	69	0,42
LV115A	1600	700	500	83	0,56

LV-A DESK CABINETS DIMENSIONS: Base

Single Lower Door..... W-15 H670
Single Lower Door Drill Dimensions.. W-160 H580
R Door..... ½W-5 H670
R Door Drill Dimensions.....W door-155 H580
L Door..... ½L-30 H670
L Door Drill Dimensions..... W door-50 H580
Opening Dimens. with Open Desk.....W-100 H600
Bordered Internal Plate.....W-105 H595
Drill Depth.....D-65
Bottom Opening.....W-180 D210

INTERMEDIATE SHELF

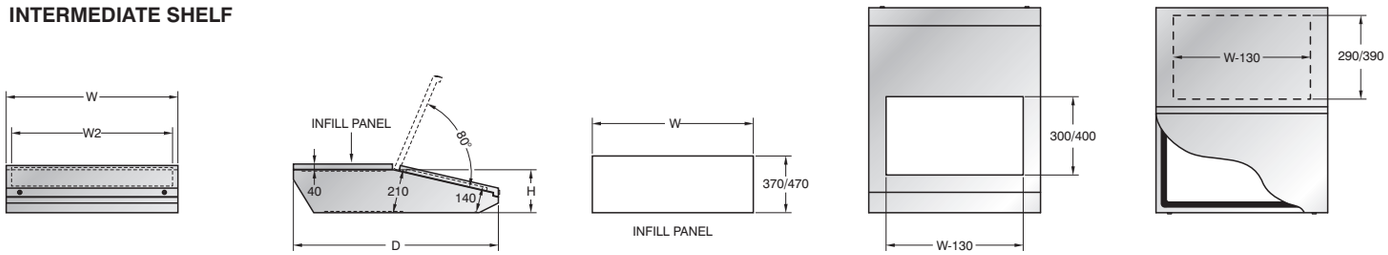

Codes	W mm	H mm	D mm	Kg	m³
LV201A	600	200	843	16	0,11
LV202A	800	200	843	20	0,14
LV203A	1000	200	843	24	0,17
LV204A	1200	200	843	28	0,21
LV205A	1600	200	843	37	0,28
LV211A	600	200	943	17	0,12
LV212A	800	200	943	21	0,16
LV213A	1000	200	943	25	0,19
LV214A	1200	200	943	29	0,23
LV215A	1600	200	943	38	0,31

LV-A DESK CABINETS DIMENSIONS: Desk

Desk.....W-2 H450
Desk Drill Dimensions.....W-110 H370
Opening Dimensions with Open Desk.....W-50 H380

TOP PLATE

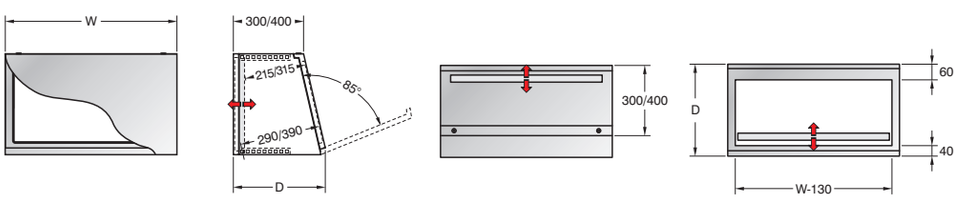

LV-A DESK CABINETS DIMENSIONS: Synoptic

Synoptic Plate.....W-2 H450
Synoptic Plate Drill Dimensions..... W-110 H370
Opening Dim. with Open Synoptic Plate.. W-50 H380
Bordered Internal Plate.....W-50 H370
Drill Depth..... D-100

Codes	W mm	H mm	D mm	Kg	m³
LV301A	600	470	390	23	0,12
LV302A	800	470	390	29	0,15
LV303A	1000	470	390	34	0,19
LV304A	1200	470	390	40	0,23
LV305A	1600	470	390	52	0,3
LV311A	600	470	490	25	0,14
LV312A	800	470	490	31	0,19
LV313A	1000	470	490	37	0,24
LV314A	1200	470	490	43	0,29
LV315A	1600	470	490	55	0,38

LV-A APPROVALS: BASE – DESK – TOP PLATE

CE		EN 62208/02:2012	EN 61439-1
	IP 55	EN 62208/02:2012	EN 60 529 ; EN 61439-1
	Solid door: **IK10**	EN 62208/02:2012	EN 62 262 ; EN 61439-1
	Max Load Capacity	Pl. **250Kg**	EN 62208/02:2012 EN 61439-1
		Door **60Kg**	
RoHS REACH		2011/65/CE	1272/2008/CE

dimensions are in mm

technical data subject to change without notice

technical data: TCF cabinets system

Floor-standing cabinets for data transmission and RACK 19” applications.

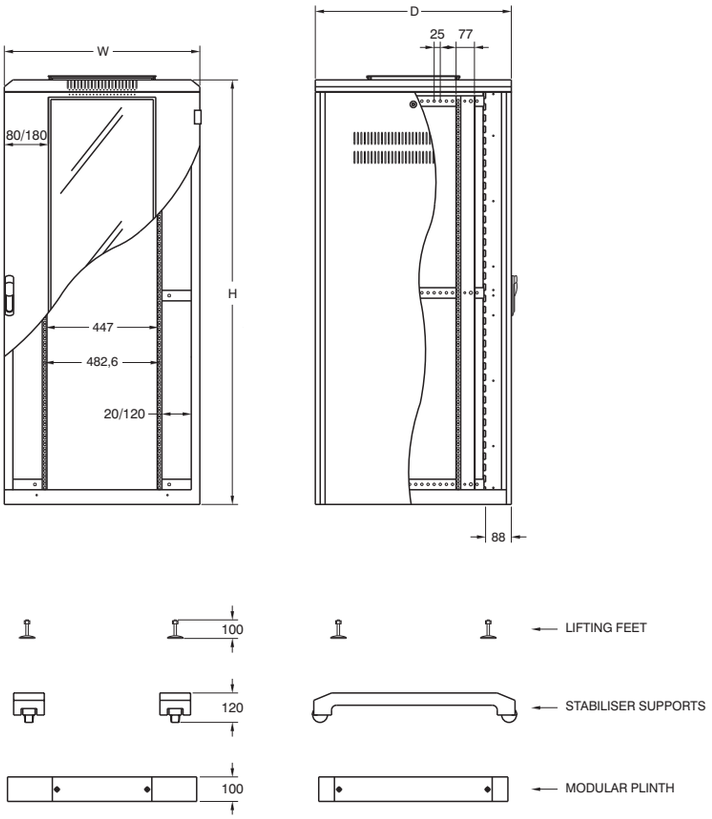

Painted sheet TCF cabinets

Codes	H mm	W mm	D mm	Kg	m³	Nr. of Units (HE)
TCF2266	1100	600	600	64	0,45	22
TCF2268	1100	600	800	76	0,6	22
TCF2286	1100	800	600	73	0,6	22
TCF2288	1100	800	800	86	0,77	22
TCF3066	1466	600	600	80	0,57	30
TCF3068	1466	600	800	93	0,75	30
TCF3086	1466	800	600	90	0,75	30
TCF3088	1466	800	800	105	1,00	30
TCF3666	1733	600	600	91	0,66	36
TCF3668	1733	600	800	119	0,88	36
TCF3686	1733	800	600	103	0,88	36
TCF3688	1733	800	800	133	1,18	36
TCF4266	2000	600	600	102	0,76	42
TCF4268	2000	600	800	133	1,00	42
TCF4286	2000	800	600	115	1,00	42
TCF4288	2000	800	800	146	1,35	42
TCF4866	2266	600	600	114	0,85	48
TCF4868	2266	600	800	146	1,14	48
TCF4886	2266	800	600	130	1,14	48
TCF4888	2266	800	800	163	1,51	48

TCF CABINETS DIMENSIONS

Transparent Door Opening.....W415 H-140
Door/Frame Distance.....88

dimensions are in mm

technical data subject to change without notice

TCW hanging boxes D400

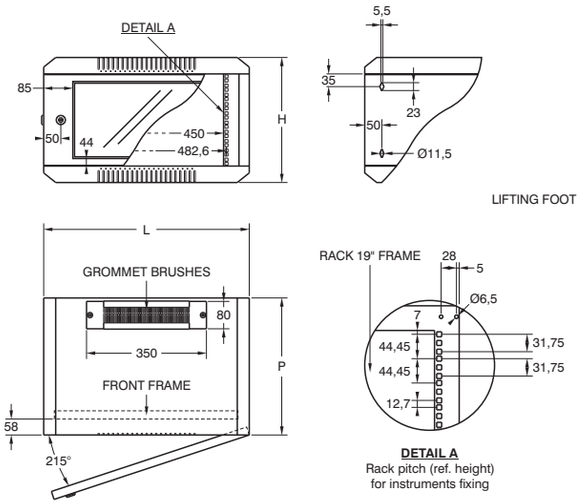

Painted sheet TCW boxes

Codes	H mm	W mm	D mm	Kg	m³	Nr. of Units (HE)
TCW0664	367	600	400	21	0,10	6
TCW0964	500	600	400	24	0,12	9
TCW1264	634	600	400	28	0,16	12
TCW1564	767	600	400	30	0,19	15
TCW1864	900	600	400	33	0,22	18

TCW CABINETS DIMENSIONS

Transparent Door Opening.....W430 H-158
Door/Frame Distance.....58

TCW hanging boxes D525

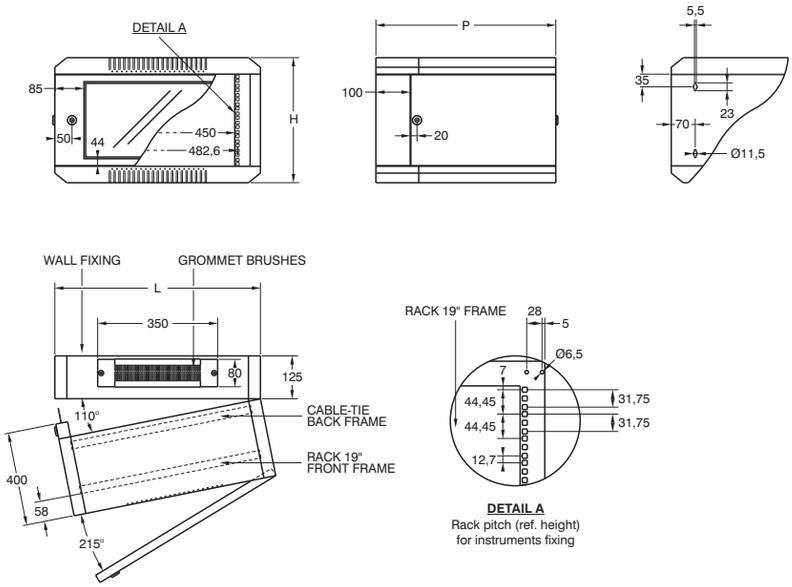

Painted sheet TCW boxes

Codes	H mm	W mm	D mm	Kg	m³	Nr. of Units (HE)
TCW0665	367	600	525	28	0,13	6
TCW0965	500	600	525	33	0,17	9
TCW1265	634	600	525	39	0,22	12
TCW1565	767	600	525	43	0,26	15
TCW1865	900	600	525	47	0,30	18

TCW CABINETS DIMENSIONS

Transparent Door Opening.....W430 H-158
Door/Frame Distance.....58

Cabinets power dissipation

Values are valid for the following materials: PAINTED SHEET, STANLESS-STEEL, ZINC-MAGNESIUM 120. MEASURE: WxΔt°. The reported value must be multiply by the difference between the temperature inside of the board and the temperature of installation environment. REFERENCES FOR CALCULATION: EN 622208/02÷2012; EN 61439-1

Um Code	H mm	W mm	D mm	W*Δt	W*Δt	W*Δt	W*Δt	W*Δt	W*Δt	W*Δt
DRC165	1410	600	400	15,81	13,95	14,57	12,71	13,33	11,46	10,54
DRC168	1410	600	500	17,66	15,80	16,11	14,25	14,56	12,70	11,55
DRC171	1410	600	600	19,52	17,66	17,66	15,80	15,80	13,94	12,55
DRC166	1410	800	400	19,21	16,73	17,97	15,49	16,73	14,25	13,02
DRC169	1410	800	500	21,23	18,75	19,68	17,19	18,12	15,64	14,10
DRC172	1410	800	600	23,24	20,76	21,38	18,90	19,52	17,03	15,19
DRC167	1410	1200	400	26,03	22,31	24,79	21,07	23,55	19,83	17,98
DRC170	1410	1200	500	28,35	24,63	26,80	23,08	25,25	21,53	19,22
DRC173	1410	1200	600	30,67	26,95	28,81	25,09	26,95	23,23	20,45
DRC174	1610	400	400	13,98	12,57	12,57	11,15	11,15	9,73	9,12
DRC179	1610	400	500	15,89	14,47	14,11	12,70	12,34	10,93	10,16
DRC184	1610	400	600	17,79	16,37	15,66	14,25	13,54	12,12	11,20
DRC175	1610	600	400	17,79	15,66	16,37	14,25	14,95	12,83	11,90
DRC180	1610	600	500	19,84	17,72	18,07	15,95	16,30	14,18	13,02
DRC185	1610	600	600	21,90	19,77	19,77	17,65	17,65	15,52	14,14
DRC176	1610	800	400	21,59	18,76	20,17	17,34	18,76	15,92	14,69
DRC181	1610	800	500	23,80	20,97	22,03	19,20	20,26	17,43	15,89
DRC186	1610	800	600	26,01	23,18	23,89	21,05	21,76	18,93	17,08
DRC177	1610	1000	400	25,39	21,85	23,98	20,44	22,56	19,02	17,48
DRC182	1610	1000	500	27,76	24,22	25,99	22,45	24,22	20,67	18,75
DRC187	1610	1000	600	30,12	26,58	28,00	24,46	25,87	22,33	20,02
DRC178	1610	1200	400	29,20	24,95	27,78	23,53	26,36	22,11	20,27
DRC183	1610	1200	500	31,72	27,47	29,95	25,69	28,17	23,92	21,61
DRC188	1610	1200	600	34,23	29,98	32,11	27,86	29,98	25,73	22,96
DRC1824	1810	200	400	11,37	10,57	9,77	8,98	8,18	7,39	7,08
DRC1825	1810	200	500	13,31	12,52	11,32	10,53	9,33	8,53	8,15
DRC1826	1810	200	600	15,26	14,46	12,87	12,07	10,48	9,68	9,22
DRC1828	1810	200	800	19,15	18,35	15,97	15,17	12,78	11,98	11,37
DRC1821	1810	200	1000	23,04	22,25	19,06	18,26	15,08	14,28	13,51
DRC150	1810	400	400	15,57	13,97	13,97	12,38	12,38	10,79	10,17
DRC151	1810	400	500	17,67	16,07	15,68	14,08	13,69	12,09	28,75
DRC152	1810	400	600	19,77	18,17	17,38	15,79	14,99	13,40	34,86
DRC153	1810	400	800	23,97	22,37	20,78	19,19	17,60	16,00	31,79
DRC154	1810	400	1000	28,17	26,57	24,18	22,59	20,20	18,61	28,72
DRC1	1810	600	400	19,77	17,38	18,17	15,79	16,58	14,19	27,18
DRC2	1810	600	500	22,02	19,63	20,03	17,64	18,04	15,65	25,65
DRC3	1810	600	600	24,27	21,89	21,89	19,50	19,50	17,11	31,30
DRC4	1810	600	800	28,78	26,39	25,60	23,21	22,41	20,02	28,38
DRC5	1810	600	1000	33,29	30,90	29,31	26,92	25,33	22,94	25,47
DRC6	1810	800	400	23,97	20,78	22,37	19,19	20,78	17,60	24,01
DRC7	1810	800	500	26,37	23,19	24,38	21,20	22,39	19,21	22,55
DRC8	1810	800	600	28,78	25,60	26,39	23,21	24,00	20,82	27,74
DRC9	1810	800	800	33,60	30,41	30,41	27,23	27,23	24,04	24,98
DRC10	1810	800	1000	38,41	35,23	34,43	31,25	30,45	27,26	22,22
DRC11	1810	1000	400	28,17	24,18	26,57	22,59	24,98	21,00	20,84
DRC12	1810	1000	500	30,73	26,75	28,74	24,76	26,75	22,76	19,46
DRC13	1810	1000	600	33,29	29,31	30,90	26,92	28,51	24,53	24,18
DRC14	1810	1000	800	38,41	34,43	35,23	31,25	32,04	28,06	21,58
DRC15	1810	1000	1000	43,54	39,56	39,56	35,57	35,57	31,59	18,97
DRC16	1810	1200	400	32,37	27,59	30,77	26,00	29,18	24,40	17,67
DRC17	1810	1200	500	35,08	30,30	33,09	28,31	31,10	26,32	16,36
DRC18	1810	1200	600	37,80	33,02	35,41	30,63	33,02	28,24	20,63
DRC19	1810	1200	800	43,23	38,45	40,04	35,27	36,86	32,08	18,17
DRC20	1810	1200	1000	48,66	43,88	44,68	39,90	40,70	35,92	15,72
DRC41	1810	1400	400	38,57	30,99	34,97	29,40	33,38	27,81	14,49
DRC42	1810	1400	500	39,44	33,86	37,45	31,87	35,45	29,88	13,27
DRC43	1810	1400	600	42,31	36,73	39,92	34,34	37,53	31,95	17,07

Um Code	H mm	W mm	D mm	W*Δt	W*Δt	W*Δt	W*Δt	W*Δt	W*Δt	W*Δt
DRC44	1810	1400	800	48,05	42,47	44,86	39,29	41,67	36,10	14,77
DRC45	1810	1400	1000	53,79	48,21	49,80	44,23	45,82	40,25	12,47
DRC46	1810	1600	400	40,77	34,39	39,17	32,80	37,58	31,21	11,32
DRC36	1810	1600	500	43,79	37,42	41,80	35,43	39,81	33,44	30,36
DRC35	1810	1600	600	46,81	40,44	44,42	38,05	42,04	35,66	31,97
DRC34	1810	1600	800	52,86	46,49	49,68	43,30	46,49	40,12	35,19
DRC33	1810	1600	1000	58,91	52,54	54,93	48,56	50,95	44,57	38,41
DRC32	2010	200	400	12,56	11,67	10,79	9,90	9,02	8,13	7,83
DRC31	2010	200	500	14,70	13,81	12,49	11,60	10,28	9,39	9,01
DRC30	2010	200	600	16,84	15,96	14,19	13,31	11,54	10,65	10,19
DRC29	2010	200	800	21,13	20,25	17,59	16,71	14,06	13,17	12,56
DRC28	2010	200	1000	25,42	24,53	21,00	20,11	16,57	15,69	14,92
DRC27	2010	400	400	17,15	15,38	15,38	13,61	13,61	11,84	11,23
DRC26	2010	400	500	19,45	17,68	17,24	15,47	15,03	13,26	12,49
DRC25	2010	400	600	21,75	19,98	19,09	17,33	16,44	14,67	13,75
DRC24	2010	400	800	26,34	24,57	22,81	21,04	19,27	17,50	16,27
DRC23	2010	400	1000	30,94	29,17	26,52	24,75	22,09	20,33	18,79
DRC22	2010	600	400	21,75	19,09	19,98	17,33	18,21	15,56	14,63
DRC21	2010	600	500	24,20	21,55	21,99	19,33	19,78	17,12	15,97
DRC159	2010	600	600	26,65	24,00	24,00	21,34	21,34	18,69	17,31
DRC158	2010	600	800	31,55	28,90	28,02	25,36	24,48	21,83	19,98
DRC157	2010	600	1000	36,46	33,81	32,04	29,38	27,61	24,96	22,65
DRC156	2010	800	400	26,34	22,81	24,57	21,04	22,81	19,27	18,04
DRC155	2010	800	500	28,95	25,41	26,74	23,20	24,53	20,99	19,45
DRC2021	2010	800	600	31,55	28,02	28,90	25,36	26,25	22,71	20,86
DRC2028	2010	800	800	36,77	33,23	33,23	29,69	29,69	26,15	23,69
DRC2026	2010	800	1000	41,98	38,44	37,56	34,02	33,13	29,60	26,52
DRC2025	2010	1000	400	30,94	26,52	29,17	24,75	27,40	22,98	21,44
DRC2024	2010	1000	500	33,70	29,28	31,49	27,07	29,28	24,85	22,93
DRC50	2010	1000	600	36,46	32,04	33,81	29,38	31,15	26,73	24,42
DRC49	2010	1000	800	41,98	37,56	38,44	34,02	34,90	30,48	27,40
DRC48	2010	1000	1000	47,50	43,08	43,08	38,65	38,65	34,23	30,38
DRC47	2010	1200	400	35,53	30,23	33,77	28,46	32,00	26,69	24,84
DRC37	2010	1200	500	38,45	33,14	36,24	30,93	34,03	28,72	26,41
DRC38	2010	1200	600	41,36	36,06	38,71	33,40	36,06	30,75	27,98
DRC39	2010	1200	800	47,19	41,88	43,65	38,35	40,11	34,81	31,11
DRC40	2010	1200	1000	53,02	47,71	48,60	43,29	44,17	38,87	34,25
DRC51	2010	1400	400	40,13	33,94	38,36	32,17	36,59	30,40	28,25
DRC52	2010	1400	500	43,20	37,01	40,99	34,80	38,78	32,59	29,89
DRC53	2010	1400	600	46,27	40,08	43,61	37,42	40,96	34,77	31,53
DRC54	2010	1400	800	52,40	46,21	48,86	42,67	45,33	39,14	34,82
DRC55	2010	1400	1000	58,54	52,35	54,12	47,92	49,69	43,50	38,11
DRC56	2010	1600	400	44,73	37,65	42,96	35,88	41,19	34,11	31,65
DRC57	2010	1600	500	47,95	40,87	45,74	38,66	43,53	36,45	33,37
DRC58	2010	1600	600	51,17	44,09	48,52	41,44	45,86	38,79	35,09
DRC59	2010	1600	800	57,61	50,54	54,08	47,00	50,54	43,46	38,54
DRC60	2010	1600	1000	64,06	56,98	59,64	52,56	55,21	48,14	41,98
DRC2224	2210	200	400	13,74	12,77	11,80	10,83	9,85	8,88	8,57
DRC2225	2210	200	500	16,09	15,11	13,65	12,68	11,22	10,25	9,87
DRC2226	2210	200	600	18,43	17,45	15,51	14,54	12,59	11,62	11,16
DRC2228	2210	200	800	23,11	22,14	19,22	18,25	15,33	14,36	13,74
DRC2221	2210	200	1000	27,79	26,82	22,93	21,96	18,07	17,10	16,33
DRC160	2210	400	400	18,74	16,79	16,79	14,85	14,85	12,90	12,28
DRC161	2210	400	500	21,23	19,29	18,80	16,86	16,37	14,42	13,65
DRC162	2210	400	600	23,73	21,78	20,81	18,87	17,89	15,95	15,02
DRC163	2210	400	800	28,72	26,77	24,83	22,88	20,94	18,99	17,76
DRC164	2210	400	1000	33,71	31,77	28,85	26,90	23,99	22,04	20,50

Um Code	H mm	W mm	D mm	W*Δt	W*Δt	W*Δt	W*Δt	W*Δt	W*Δt	W*Δt
DRC61	2210	600	400	23,73	20,81	21,78	18,87	19,84	16,92	16,00
DRC62	2210	600	500	26,38	23,46	23,95	21,03	21,51	18,60	17,44
DRC63	2210	600	600	29,03	26,11	26,11	23,19	23,19	20,28	18,89
DRC64	2210	600	800	34,33	31,41	30,44	27,52	26,55	23,63	21,78
DRC65	2210	600	1000	39,63	36,71	34,76	31,85	29,90	26,99	24,68
DRC66	2210	800	400	28,72	24,83	26,77	22,88	24,83	20,94	19,71
DRC67	2210	800	500	31,52	27,63	29,09	25,20	26,66	22,77	21,23
DRC68	2210	800	600	34,33	30,44	31,41	27,52	28,49	24,60	22,75
DRC69	2210	800	800	39,93	36,04	36,04	32,16	32,16	28,27	25,80
DRC70	2210	800	1000	45,54	41,65	40,68	36,79	35,82	31,93	28,85
DRC71	2210	1000	400	33,71	28,85	31,77	26,90	29,82	24,96	23,42
DRC72	2210	1000	500	36,67	31,81	34,24	29,38	31,81	26,94	25,02
DRC73	2210	1000	600	39,63	34,76	36,71	31,85	33,79	28,93	26,62
DRC74	2210	1000	800	45,54	40,68	41,65	36,79	37,76	32,90	29,82
DRC75	2210	1000	1000	51,46	46,60	46,60	41,73	41,73	36,87	33,02
DRC76	2210	1200	400	38,70	32,87	36,76	30,92	34,81	28,98	27,13
DRC77	2210	1200	500	41,81	35,98	39,38	33,55	36,95	31,12	28,81
DRC78	2210	1200	600	44,93	39,09	42,01	36,17	39,09	33,26	30,49
DRC79	2210	1200	800	51,15	45,32	47,26	41,43	43,37	37,54	33,84
DRC80	2210	1200	1000	57,37	51,54	52,51	46,68	47,65	41,82	37,20
DRC82	2210	1400	500	46,96	40,15	44,53	37,72	42,10	35,29	32,60
DRC83	2210	1400	600	50,23	43,42	47,31	40,50	44,39	37,58	34,35
DRC84	2210	1400	800	56,76	49,95	52,87	46,06	48,98	42,17	37,86
DRC87	2210	1600	500	52,11	44,33	49,67	41,90	47,24	39,46	36,38
DRC88	2210	1600	600	55,53	47,75	52,61	44,83	49,69	41,91	38,22
DRC89	2210	1600	800	62,37	54,59	58,48	50,70	54,59	46,81	41,88
RC560	1800	200	400	11,31	10,52	9,72	8,93	8,14	7,35	7,04
RC561	1800	200	500	13,24	12,45	11,26	10,47	9,28	8,49	8,11
RC562	1800	200	600	15,18	14,39	12,80	12,01	10,43	9,64	9,17
RC563	1800	200	800	19,05	18,26	15,88	15,09	12,72	11,92	11,31
RC564	1800	300	400	13,40	12,21	11,81	10,63	10,23	9,04	8,58
RC565	1800	300	500	15,41	14,22	13,43	12,24	11,45	10,26	9,69
RC566	1800	300	600	17,42	16,24	15,05	13,86	12,67	11,48	10,79
RC567	1800	300	800	21,45	20,26	18,28	17,09	15,11	13,93	13,00
RC568	1800	400	400	15,49	13,90	13,90	12,32	12,32	10,74	10,12
RC569	1800	400	500	17,58	15,99	15,60	14,01	13,62	12,03	11,26
RC570	1800	400	600	19,67	18,08	17,29	15,71	14,92	13,33	12,41
RC571	1800	400	800	23,85	22,26	20,68	19,10	17,51	15,93	14,70
RC572	2000	200	400	12,50	11,62	10,74	9,86	8,98	8,10	7,79
RC573	2000	200	500	14,63	13,75	12,43	11,55	10,23	9,35	8,97
RC574	2000	200	600	16,76	15,88	14,12	13,24	11,48	10,60	10,14
RC575	2000	200	800	21,03	20,15	17,51	16,63	13,99	13,11	12,50
RC576	2000	300	400	14,78	13,46	13,02	11,70	11,26	9,94	9,48
RC577	2000	300	500	17,00	15,68	14,80	13,48	12,60	11,28	10,70
RC578	2000	300	600	19,21	17,89	16,57	15,25	13,93	12,61	11,91
RC579	2000	300	800	23,63	22,31	20,11	18,79	16,59	15,27	14,34
RC580	2000	400	400	17,07	15,31	15,31	13,55	13,55	11,79	11,18
RC581	2000	400	500	19,36	17,60	17,16	15,40	14,96	13,20	12,43
RC582	2000	400	600	21,65	19,89	19,01	17,25	16,37	14,61	13,68
RC583	2000	400	800	26,22	24,46	22,70	20,94	19,18	17,42	16,19
RC584	2200	200	400	13,68	12,72	11,75	10,78	9,81	8,84	8,54
RC585	2200	200	500	16,02	15,05	13,60	12,63	11,18	10,21	9,82
RC586	2200	200	600	18,35	17,38	15,44	14,48	12,54	11,57	11,11
RC587	2200	200	800	23,01	22,04	19,14	18,17	15,27	14,30	13,68
RC588	2200	300	400	16,17	14,72	14,23	12,78	12,30	10,85	10,38
RC589	2200	300	500	18,58	17,13	16,16	14,71	13,74	12,29	11,71
RC590	2200	300	600	20,99	19,54	18,08	16,63	15,18	13,73	13,04

Um Code	H mm	W mm	D mm	W*Δt	W*Δt	W*Δt	W*Δt	W*Δt	W*Δt	W*Δt
RC591	2200	300	800	25,81	24,35	21,93	20,48	18,06	16,61	15,69
RC592	2200	400	400	18,66	16,72	16,72	14,78	14,78	12,85	12,23
RC593	2200	400	500	21,14	19,21	18,72	16,79	16,30	14,37	13,60
RC594	2200	400	600	23,63	21,69	20,72	18,79	17,82	15,88	14,96
RC595	2200	400	800	28,60	26,66	24,73	22,79	20,86	18,92	17,69
VFR1464	600	1400	400	15,00	13,16	14,48	12,63	13,95	12,10	9,94
VFR1664	600	1600	400	16,81	14,70	16,28	14,17	15,75	13,64	11,18
VFR1864	600	1800	400	18,61	16,24	18,08	15,71	17,56	15,18	12,41
VFR2064	600	2000	400	20,42	17,78	19,89	17,25	19,36	16,72	13,64
VFR1484	800	1400	400	18,57	16,10	17,86	15,40	17,16	14,70	12,54
VFR1684	800	1600	400	20,77	17,95	20,06	17,25	19,36	16,54	14,08
VFR1884	800	1800	400	22,97	19,80	22,26	19,10	21,56	18,39	15,62
VFR2084	800	2000	400	25,17	21,65	24,46	20,94	23,76	20,24	17,16
VFR16104	1000	1600	400	24,73	21,21	23,85	20,33	22,97	19,45	16,98
VFR18104	1000	1800	400	27,32	23,36	26,44	22,48	25,56	21,60	18,83
VFR20104	1000	2000	400	29,92	25,52	29,04	24,64	28,16	23,76	20,68
VFR21	1400	600	400	15,71	13,86	14,48	12,63	13,24	11,40	10,47
VFR22	1400	800	400	19,10	16,63	17,86	15,40	16,63	14,17	12,94
VFR23	1600	600	400	17,69	15,58	16,28	14,17	14,87	12,76	11,84
VFR24	1600	800	400	21,47	18,66	20,06	17,25	18,66	15,84	14,61
VFR25	1600	1000	400	25,26	21,74	23,85	20,33	22,44	18,92	17,38
VFR26	1800	600	400	19,67	17,29	18,08	15,71	16,50	14,12	13,20
VFR28	1800	800	400	23,85	20,68	22,26	19,10	20,68	17,51	16,28
VFR30	1800	1000	400	28,03	24,07	26,44	22,48	24,86	20,90	19,36
VFR27	1800	600	500	21,91	19,54	19,93	17,56	17,95	15,58	14,42
VFR29	1800	800	500	26,25	23,08	24,27	21,10	22,29	19,12	17,58
VFR31	1800	1000	500	30,58	26,62	28,60	24,64	26,62	22,66	20,74
VFR32	1800	1200	500	34,91	30,16	32,93	28,18	30,95	26,20	23,89
VFR33	1800	1600	500	43,58	37,25	41,60	35,27	39,62	33,29	30,21
VFR34	2000	600	400	21,65	19,01	19,89	17,25	18,13	15,49	14,56
VFR36	2000	800	400	26,22	22,70	24,46	20,94	22,70	19,18	17,95
VFR38	2000	1000	400	30,80	26,40	29,04	24,64	27,28	22,88	21,34
VFR42	2000	1200	400	35,38	30,10	33,62	28,34	31,86	26,58	24,73
VFR35	2000	600	500	24,09	21,45	21,89	19,25	19,69	17,05	15,90
VFR37	2000	800	500	28,82	25,30	26,62	23,10	24,42	20,90	19,36
VFR39	2000	1000	500	33,55	29,15	31,35	26,95	29,15	24,75	22,83
VFR40	2000	1200	500	38,28	33,00	36,08	30,80	33,88	28,60	26,29
VFR41	2000	1600	500	47,74	40,70	45,54	38,50	43,34	36,30	33,22
KA6144	1400	600	400	15,71	13,86	14,48	12,63	13,24	11,40	10,47
KA6145	1400	600	500	17,56	15,71	16,02	14,17	14,48	12,63	11,47
KA6146	1400	600	600	19,40	17,56	17,56	15,71	15,71	13,86	12,47
KA8144	1400	800	400	19,10	16,63	17,86	15,40	16,63	14,17	12,94
KA8145	1400	800	500	21,10	18,63	19,56	17,09	18,02	15,55	14,01
KA8146	1400	800	600	23,10	20,64	21,25	18,79	19,40	16,94	15,09
KA12144	1400	1200	400	25,87	22,18	24,64	20,94	23,41	19,71	17,86
KA12145	1400	1200	500	28,18	24,49	26,64	22,95	25,10	21,41	19,10
KA12146	1400	1200	600	30,49	26,80	28,64	24,95	26,80	23,10	20,33
KA4164	1600	400	400	13,90	12,50	12,50	11,09	11,09	9,68	9,06
KA4165	1600	400	500	15,80	14,39	14,04	12,63	12,28	10,87	10,10
KA4166	1600	400	600	17,69	16,28	15,58	14,17	13,46	12,06	11,13
KA6164	1600	600	400	17,69	15,58	16,28	14,17	14,87	12,76	11,84
KA6165	1600	600	500	19,73	17,62	17,97	15,86	16,21	14,10	12,95
KA6166	1600	600	600	21,78	19,67	19,67	17,56	17,56	15,44	14,06
KA8164	1600	800	400	21,47	18,66	20,06	17,25	18,66	15,84	14,61
KA8165	1600	800	500	23,67	20,86	21,91	19,10	20,15	17,34	15,80
KA8166	1600	800	600	25,87	23,06	23,76	20,94	21,65	18,83	16,98
KA10164	1600	1000	400	25,26	21,74	23,85	20,33	22,44	18,92	17,38

Cabinets power dissipation

Values are valid for the following materials: PAINTED SHEET, STANLESS-STEEL, ZINC-MAGNESIUM 120. MEASURE: WxΔt°. The reported value must be multiply by the difference between the temperature inside of the board and the temperature of installation environment. REFERENCES FOR CALCULATION: EN 622208/02÷2012; EN 61439-1

Um Code	H mm	W mm	D mm	W*Δt	W*Δt	W*Δt	W*Δt	W*Δt	W*Δt	W*Δt
KA10165	1600	1000	500	27,61	24,09	25,85	22,33	24,09	20,57	18,65
KA10166	1600	1000	600	29,96	26,44	27,85	24,33	25,74	22,22	19,91
KA12164	1600	1200	400	29,04	24,82	27,63	23,41	26,22	22,00	20,15
KA12165	1600	1200	500	31,55	27,32	29,79	25,56	28,03	23,80	21,49
KA12166	1600	1200	600	34,06	29,83	31,94	27,72	29,83	25,61	22,84
KA4184	1800	400	400	15,49	13,90	13,90	12,32	12,32	10,74	10,12
KA4185	1800	400	500	17,58	15,99	15,60	14,01	13,62	12,03	11,26
KA4186	1800	400	600	19,67	18,08	17,29	15,71	14,92	13,33	12,41
KA4188	1800	400	800	23,85	22,26	20,68	19,10	17,51	15,93	14,70
KA6184	1800	600	400	19,67	17,29	18,08	15,71	16,50	14,12	13,20
KA6185	1800	600	500	21,91	19,54	19,93	17,56	17,95	15,58	14,42
KA6186	1800	600	600	24,16	21,78	21,78	19,40	19,40	17,03	15,64
KA6188	1800	600	800	28,64	26,27	25,48	23,10	22,31	19,93	18,08
KA8184	1800	800	400	23,85	20,68	22,26	19,10	20,68	17,51	16,28
KA8185	1800	800	500	26,25	23,08	24,27	21,10	22,29	19,12	17,58
KA8186	1800	800	600	28,64	25,48	26,27	23,10	23,89	20,72	18,88
KA8188	1800	800	800	33,44	30,27	30,27	27,10	27,10	23,94	21,47
KA10184	1800	1000	400	28,03	24,07	26,44	22,48	24,86	20,90	19,36
KA10185	1800	1000	500	30,58	26,62	28,60	24,64	26,62	22,66	20,74
KA10186	1800	1000	600	33,13	29,17	30,76	26,80	28,38	24,42	22,11
KA10188	1800	1000	800	38,24	34,28	35,07	31,11	31,90	27,94	24,86
KA12184	1800	1200	400	32,21	27,46	30,62	25,87	29,04	24,29	22,44
KA12185	1800	1200	500	34,91	30,16	32,93	28,18	30,95	26,20	23,89
KA12186	1800	1200	600	37,62	32,87	35,24	30,49	32,87	28,12	25,34
KA12188	1800	1200	800	43,03	38,28	39,86	35,11	36,70	31,94	28,25
KA14184	1800	1400	400	36,39	30,84	34,80	29,26	33,22	27,68	25,52
KA14185	1800	1400	500	39,25	33,70	37,27	31,72	35,29	29,74	27,05
KA14186	1800	1400	600	42,11	36,56	39,73	34,19	37,36	31,81	28,58
KA14188	1800	1400	800	47,83	42,28	44,66	39,12	41,49	35,95	31,64
KA16184	1800	1600	400	40,57	34,23	38,98	32,65	37,40	31,06	28,60
KA16185	1800	1600	500	43,58	37,25	41,60	35,27	39,62	33,29	30,21
KA16186	1800	1600	600	46,60	40,26	44,22	37,88	41,84	35,51	31,81
KA4204	2000	400	400	17,07	15,31	15,31	13,55	13,55	11,79	11,18
KA4205	2000	400	500	19,36	17,60	17,16	15,40	14,96	13,20	12,43
KA4206	2000	400	600	21,65	19,89	19,01	17,25	16,37	14,61	13,68
KA4208	2000	400	800	26,22	24,46	22,70	20,94	19,18	17,42	16,19
KA6204	2000	600	400	21,65	19,01	19,89	17,25	18,13	15,49	14,56
KA6205	2000	600	500	24,09	21,45	21,89	19,25	19,69	17,05	15,90
KA6206	2000	600	600	26,53	23,89	23,89	21,25	21,25	18,61	17,23
KA6208	2000	600	800	31,42	28,78	27,90	25,26	24,38	21,74	19,89
KA8204	2000	800	400	26,22	22,70	24,46	20,94	22,70	19,18	17,95
KA8205	2000	800	500	28,82	25,30	26,62	23,10	24,42	20,90	19,36
KA8206	2000	800	600	31,42	27,90	28,78	25,26	26,14	22,62	20,77
KA8208	2000	800	800	36,61	33,09	33,09	29,57	29,57	26,05	23,58
KA10204	2000	1000	400	30,80	26,40	29,04	24,64	27,28	22,88	21,34
KA10205	2000	1000	500	33,55	29,15	31,35	26,95	29,15	24,75	22,83
KA10206	2000	1000	600	36,30	31,90	33,66	29,26	31,02	26,62	24,31
KA10208	2000	1000	800	41,80	37,40	38,28	33,88	34,76	30,36	27,28
KA12204	2000	1200	400	35,38	30,10	33,62	28,34	31,86	26,58	24,73
KA12205	2000	1200	500	38,28	33,00	36,08	30,80	33,88	28,60	26,29
KA12206	2000	1200	600	41,18	35,90	38,54	33,26	35,90	30,62	27,85
KA12208	2000	1200	800	46,99	41,71	43,47	38,19	39,95	34,67	30,98
KA14204	2000	1400	400	39,95	33,79	38,19	32,03	36,43	30,27	28,12
KA14205	2000	1400	500	43,01	36,85	40,81	34,65	38,61	32,45	29,76
KA14206	2000	1400	600	46,07	39,91	43,43	37,27	40,79	34,63	31,39
KA16204	2000	1600	400	44,53	37,49	42,77	35,73	41,01	33,97	31,50
KA16205	2000	1600	500	47,74	40,70	45,54	38,50	43,34	36,30	33,22

Um Code	H mm	W mm	D mm	W*Δt	W*Δt	W*Δt	W*Δt	W*Δt	W*Δt	W*Δt
KA16206	2000	1600	600	50,95	43,91	48,31	41,27	45,67	38,63	34,94
KA4224	2200	400	400	18,66	16,72	16,72	14,78	14,78	12,85	12,23
KA4225	2200	400	500	21,14	19,21	18,72	16,79	16,30	14,37	13,60
KA4226	2200	400	600	23,63	21,69	20,72	18,79	17,82	15,88	14,96
KA4228	2200	400	800	28,60	26,66	24,73	22,79	20,86	18,92	17,69
KA6224	2200	600	400	23,63	20,72	21,69	18,79	19,76	16,85	15,93
KA6225	2200	600	500	26,27	23,36	23,85	20,94	21,43	18,52	17,37
KA6226	2200	600	600	28,91	26,00	26,00	23,10	23,10	20,20	18,81
KA6228	2200	600	800	34,19	31,28	30,32	27,41	26,44	23,54	21,69
KA8224	2200	800	400	28,60	24,73	26,66	22,79	24,73	20,86	19,62
KA8225	2200	800	500	31,39	27,52	28,97	25,10	26,55	22,68	21,14
KA8226	2200	800	600	34,19	30,32	31,28	27,41	28,38	24,51	22,66
KA8228	2200	800	800	39,78	35,90	35,90	32,03	32,03	28,16	25,70
KA10224	2200	1000	400	33,57	28,73	31,64	26,80	29,70	24,86	23,32
KA10225	2200	1000	500	36,52	31,68	34,10	29,26	31,68	26,84	24,92
KA10226	2200	1000	600	39,47	34,63	36,56	31,72	33,66	28,82	26,51
KA10228	2200	1000	800	45,36	40,52	41,49	36,65	37,62	32,78	29,70
KA12224	2200	1200	400	38,54	32,74	36,61	30,80	34,67	28,86	27,02
KA12225	2200	1200	500	41,65	35,84	39,23	33,42	36,81	31,00	28,69
KA12226	2200	1200	600	44,75	38,94	41,84	36,04	38,94	33,13	30,36
KA12228	2200	1200	800	50,95	45,14	47,08	41,27	43,21	37,40	33,70
KA14225	2200	1400	500	46,77	40,00	44,35	37,58	41,93	35,16	32,46
KA14226	2200	1400	600	50,03	43,25	47,12	40,35	44,22	37,44	34,21
KA16225	2200	1600	500	51,90	44,15	49,48	41,73	47,06	39,31	36,23
KA16226	2200	1600	600	55,31	47,56	52,40	44,66	49,50	41,76	38,06
EC6144	1400	600	400	15,71	13,86	14,48	12,63	13,24	11,40	10,47
EC6145	1400	600	500	17,56	15,71	16,02	14,17	14,48	12,63	11,47
EC6146	1400	600	600	19,40	17,56	17,56	15,71	15,71	13,86	12,47
EC8144	1400	800	400	19,10	16,63	17,86	15,40	16,63	14,17	12,94
EC8145	1400	800	500	21,10	18,63	19,56	17,09	18,02	15,55	14,01
EC8146	1400	800	600	23,10	20,64	21,25	18,79	19,40	16,94	15,09
EC10144	1400	1000	400	22,48	19,40	21,25	18,17	20,02	16,94	15,40
EC10145	1400	1000	500	24,64	21,56	23,10	20,02	21,56	18,48	16,56
EC10146	1400	1000	600	26,80	23,72	24,95	21,87	23,10	20,02	17,71
EC12144	1400	1200	400	25,87	22,18	24,64	20,94	23,41	19,71	17,86
EC12145	1400	1200	500	28,18	24,49	26,64	22,95	25,10	21,41	19,10
EC12146	1400	1200	600	30,49	26,80	28,64	24,95	26,80	23,10	20,33
EC6164	1600	600	400	17,69	15,58	16,28	14,17	14,87	12,76	11,84
EC6165	1600	600	500	19,73	17,62	17,97	15,86	16,21	14,10	12,95
EC6166	1600	600	600	21,78	19,67	19,67	17,56	17,56	15,44	14,06
EC8164	1600	800	400	21,47	18,66	20,06	17,25	18,66	15,84	14,61
EC8165	1600	800	500	23,67	20,86	21,91	19,10	20,15	17,34	15,80
EC8166	1600	800	600	25,87	23,06	23,76	20,94	21,65	18,83	16,98
EC10164	1600	1000	400	25,26	21,74	23,85	20,33	22,44	18,92	17,38
EC10165	1600	1000	500	27,61	24,09	25,85	22,33	24,09	20,57	18,65
EC10166	1600	1000	600	29,96	26,44	27,85	24,33	25,74	22,22	19,91
EC12164	1600	1200	400	29,04	24,82	27,63	23,41	26,22	22,00	20,15
EC12165	1600	1200	500	31,55	27,32	29,79	25,56	28,03	23,80	21,49
EC12166	1600	1200	600	34,06	29,83	31,94	27,72	29,83	25,61	22,84
EC6184	1800	600	400	19,67	17,29	18,08	15,71	16,50	14,12	13,20
EC6185	1800	600	500	21,91	19,54	19,93	17,56	17,95	15,58	14,42
EC6186	1800	600	600	24,16	21,78	21,78	19,40	19,40	17,03	15,64
EC8184	1800	800	400	23,85	20,68	22,26	19,10	20,68	17,51	16,28
EC8185	1800	800	500	26,25	23,08	24,27	21,10	22,29	19,12	17,58
EC8186	1800	800	600	28,64	25,48	26,27	23,10	23,89	20,72	18,88
EC10184	1800	1000	400	28,03	24,07	26,44	22,48	24,86	20,90	19,36
EC10185	1800	1000	500	30,58	26,62	28,60	24,64	26,62	22,66	20,74

Um Code	H mm	W mm	D mm	W*Δt	W*Δt	W*Δt	W*Δt	W*Δt	W*Δt	W*Δt
EC10186	1800	1000	600	33,13	29,17	30,76	26,80	28,38	24,42	22,11
EC12184	1800	1200	400	32,21	27,46	30,62	25,87	29,04	24,29	22,44
EC12185	1800	1200	500	34,91	30,16	32,93	28,18	30,95	26,20	23,89
EC12186	1800	1200	600	37,62	32,87	35,24	30,49	32,87	28,12	25,34
EC6204	2000	600	400	21,65	19,01	19,89	17,25	18,13	15,49	14,56
EC6205	2000	600	500	24,09	21,45	21,89	19,25	19,69	17,05	15,90
EC6206	2000	600	600	26,53	23,89	23,89	21,25	21,25	18,61	17,23
EC8204	2000	800	400	26,22	22,70	24,46	20,94	22,70	19,18	17,95
EC8205	2000	800	500	28,82	25,30	26,62	23,10	24,42	20,90	19,36
EC8206	2000	800	600	31,42	27,90	28,78	25,26	26,14	22,62	20,77
EC10204	2000	1000	400	30,80	26,40	29,04	24,64	27,28	22,88	21,34
EC10205	2000	1000	500	33,55	29,15	31,35	26,95	29,15	24,75	22,83
EC10206	2000	1000	600	36,30	31,90	33,66	29,26	31,02	26,62	24,31
EC12204	2000	1200	400	35,38	30,10	33,62	28,34	31,86	26,58	24,73
EC12205	2000	1200	500	38,28	33,00	36,08	30,80	33,88	28,60	26,29
EC12206	2000	1200	600	41,18	35,90	38,54	33,26	35,90	30,62	27,85
KQ1264	600	1200	400	13,20	11,62	12,67	11,09	12,14	10,56	8,71
KQ1464	600	1400	400	15,00	13,16	14,48	12,63	13,95	12,10	9,94
KQ1664	600	1600	400	16,81	14,70	16,28	14,17	15,75	13,64	11,18
KQ1284	800	1200	400	16,37	14,26	15,66	13,55	14,96	12,85	11,00
KQ1484	800	1400	400	18,57	16,10	17,86	15,40	17,16	14,70	12,54
KQ1684	800	1600	400	20,77	17,95	20,06	17,25	19,36	16,54	14,08
KQ1884	800	1800	400	22,97	19,80	22,26	19,10	21,56	18,39	15,62
KQ2084	800	2000	400	25,17	21,65	24,46	20,94	23,76	20,24	17,16
KQ12104	1000	1200	400	19,54	16,90	18,66	16,02	17,78	15,14	13,29
KQ14104	1000	1400	400	22,13	19,05	21,25	18,17	20,37	17,29	15,14
KQ16104	1000	1600	400	24,73	21,21	23,85	20,33	22,97	19,45	16,98
KQ18104	1000	1800	400	27,32	23,36	26,44	22,48	25,56	21,60	18,83
KQ20104	1000	2000	400	29,92	25,52	29,04	24,64	28,16	23,76	20,68
KM6144	1400	600	400	15,71	13,86	14,48	12,63	13,24	11,40	10,47
KM8144	1400	800	400	19,10	16,63	17,86	15,40	16,63	14,17	12,94
KM10144	1400	1000	400	22,48	19,40	21,25	18,17	20,02	16,94	15,40
KM6164	1600	600	400	17,69	15,58	16,28	14,17	14,87	12,76	11,84
KM8164	1600	800	400	21,47	18,66	20,06	17,25	18,66	15,84	14,61

Um Code	H mm	W mm	D mm	W*Δt	W*Δt	W*Δt	W*Δt	W*Δt	W*Δt	W*Δt
KM10164	1600	1000	400	25,26	21,74	23,85	20,33	22,44	18,92	17,38
KM6184	1800	600	400	19,67	17,29	18,08	15,71	16,50	14,12	13,20
KM8184	1800	800	400	23,85	20,68	22,26	19,10	20,68	17,51	16,28
KM10184	1800	1000	400	28,03	24,07	26,44	22,48	24,86	20,90	19,36
KM6204	2000	600	400	21,65	19,01	19,89	17,25	18,13	15,49	14,56
KM8204	2000	800	400	26,22	22,70	24,46	20,94	22,70	19,18	17,95
KM10204	2000	1000	400	30,80	26,40	29,04	24,64	27,28	22,88	21,34
DRC-LAN	1800	600	625	24,72	22,34	22,24	19,87	19,77	17,39	15,95
DRC-LAN-A	1800	600	625	24,72	22,34	22,24	19,87	19,77	17,39	15,95
DRC-LAN-B	1800	600	625	24,72	22,34	22,24	19,87	19,77	17,39	15,95
DRC-LAN-2	760	600	625	12,10	11,10	11,06	10,06	10,01	9,01	7,57
DRC-LAN-1	1600	600	625	22,29	20,18	20,09	17,98	17,89	15,78	14,34
DRC-LAN1A	1600	600	625	22,29	20,18	20,09	17,98	17,89	15,78	14,34
TCF2266	1100	600	600	15,84	14,39	14,39	12,94	12,94	11,48	10,10
TCF2268	1100	600	800	18,94	17,49	17,01	15,55	15,07	13,62	11,77
TCF2286	1100	800	600	18,94	17,01	17,49	15,55	16,04	14,10	12,25
TCF2288	1100	800	800	22,35	20,42	20,42	18,48	18,48	16,54	14,08
TCF3066	1466	600	600	20,19	18,25	18,25	16,32	16,32	14,38	13,00
TCF3068	1466	600	800	24,01	22,08	21,43	19,50	18,85	16,92	15,07
TCF3086	1466	800	600	24,01	21,43	22,08	19,50	20,14	17,56	15,72
TCF3088	1466	800	800	28,15	25,57	25,57	22,99	22,99	20,41	17,94
TCF3666	1733	600	600	23,36	21,07	21,07	18,78	18,78	16,50	15,11
TCF3668	1733	600	800	27,72	25,43	24,67	22,38	21,62	19,33	17,48
TCF3686	1733	800	600	27,72	24,67	25,43	22,38	23,14	20,09	18,24
TCF3688	1733	800	800	32,38	29,33	29,33	26,28	26,28	23,23	20,76
TCF4266	2000	600	600	26,53	23,89	23,89	21,25	21,25	18,61	17,23
TCF4268	2000	600	800	31,42	28,78	27,90	25,26	24,38	21,74	19,89
TCF4286	2000	800	600	31,42	27,90	28,78	25,26	26,14	22,62	20,77
TCF4288	2000	800	800	36,61	33,09	33,09	29,57	29,57	26,05	23,58
TCF4866	2266	600	600	29,69	26,70	26,70	23,71	23,71	20,72	19,33
TCF4868	2266	600	800	35,10	32,11	31,11	28,12	27,13	24,14	22,29
TCF4886	2266	800	600	35,10	31,11	32,11	28,12	29,12	25,13	23,28
TCF4888	2266	800	800	40,82	36,83	36,83	32,85	32,85	28,86	26,39

Boxes power dissipation

Values are valid for the following materials: PAINTED SHEET, STANLESS-STEEL, ZINC-MAGNESIUM 120. MEASURE: WxΔt°. The reported value must be multiply by the difference between the temperature inside of the board and the temperature of installation environment. REFERENCES FOR CALCULATION: EN 622208/02÷2012; EN 61439-1

Um Code	H mm	W mm	D mm	W*Δt	W*Δt	W*Δt	W*Δt	W*Δt	W*Δt	W*Δt
ES1	150	180	80	0,50	0,44	0,47	0,41	0,44	0,38	0,33
ES23	150	300	80	0,75	0,65	0,72	0,62	0,70	0,60	0,50
ES2	180	200	80	0,62	0,54	0,59	0,51	0,56	0,48	0,42
ES21	200	200	80	0,68	0,59	0,64	0,55	0,61	0,52	0,46
ES24	150	300	120	0,90	0,80	0,86	0,76	0,82	0,72	0,58
ES22	200	200	120	0,82	0,73	0,77	0,68	0,71	0,62	0,53
ES3	200	300	120	1,11	0,98	1,06	0,92	1,00	0,87	0,73
ES4	200	400	120	1,40	1,22	1,35	1,17	1,29	1,12	0,93
ES5	200	500	120	1,69	1,47	1,64	1,42	1,58	1,36	1,13
ES6	200	600	120	1,98	1,716	1,93	1,66	1,87	1,61	1,33
ES29	200	800	120	2,56	2,21	2,51	2,16	2,46	2,10	1,73
ES25	300	300	120	1,52	1,33	1,45	1,25	1,37	1,17	1,03
ES26	300	400	120	1,91	1,65	1,83	1,57	1,76	1,49	1,31
ES7	300	500	120	2,30	1,97	2,22	1,89	2,15	1,82	1,58
ES28	300	600	120	2,69	2,30	2,61	2,22	2,53	2,14	1,86
ES27	400	400	120	2,43	2,08	2,32	1,97	2,22	1,87	1,68
ES13	400	500	120	2,92	2,48	2,81	2,37	2,71	2,27	2,04
ES8	400	600	120	3,41	2,88	3,3	2,77	3,19	2,67	2,39
ES9	400	800	120	4,38	3,68	4,28	3,57	4,17	3,47	3,10
ES-PU886	80	80	60	0,15	0,13	0,14	0,12	0,13	0,11	0,09
ES-PU1287	80	120	70	0,22	0,19	0,20	0,18	0,19	0,17	0,14
ES-PU10107	100	100	70	0,22	0,20	0,21	0,18	0,19	0,17	0,14
ES-PU10109	100	100	90	0,26	0,24	0,24	0,22	0,22	0,20	0,16
ES-PU16109	100	160	90	0,36	0,32	0,34	0,30	0,32	0,28	0,23
ES-PU22109	100	220	90	0,46	0,41	0,44	0,39	0,42	0,37	0,30
ES-PU28109	100	280	90	0,56	0,50	0,54	0,48	0,52	0,46	0,36
ES-PU12127	120	120	70	0,29	0,26	0,27	0,24	0,25	0,22	0,19
ES-PU14127	120	140	70	0,32	0,29	0,31	0,27	0,29	0,25	0,21
ES-PU16169	160	160	90	0,51	0,45	0,48	0,42	0,44	0,39	0,33
ES-PU28169	160	280	90	0,78	0,68	0,75	0,65	0,72	0,62	0,52
D93/1	306	206	150	1,32	1,18	1,22	1,08	1,11	0,98	0,86
D93/2	306	256	150	1,53	1,35	1,42	1,25	1,32	1,15	1,00
D93/4	306	306	150	1,73	1,53	1,63	1,43	1,53	1,33	1,15
D93/5	356	256	150	1,73	1,53	1,61	1,41	1,49	1,29	1,14
D93/7	406	306	150	2,19	1,91	2,05	1,78	1,92	1,64	1,47
D93/10	506	306	150	2,64	2,30	2,47	2,13	2,30	1,96	1,79
D93/12	506	356	150	2,95	2,55	2,78	2,38	2,61	2,22	2,01
D93/3	306	256	200	1,78	1,60	1,64	1,47	1,51	1,33	1,14
D93/6	356	256	200	2,00	1,80	1,84	1,64	1,69	1,49	1,29
D93/8	406	306	200	2,51	2,23	2,33	2,05	2,15	1,87	1,64
D93/9	406	406	200	3,06	2,70	2,88	2,52	2,70	2,34	2,03
D93/11	506	306	200	3,01	2,67	2,78	2,44	2,56	2,22	1,98
D93/13	506	356	200	3,33	2,94	3,11	2,71	2,89	2,49	2,22
D93/14	506	406	200	3,66	3,21	3,44	2,99	3,22	2,76	2,45
D93/16	506	506	200	4,32	3,75	4,09	3,53	3,87	3,31	2,92
D93/862	600	800	200	7,17	6,12	6,91	5,85	6,64	5,59	4,97
D93/1062	600	1000	200	8,67	7,35	8,40	7,08	8,14	6,82	6,05
D93/17	606	406	200	4,26	3,72	3,99	3,45	3,73	3,19	2,87
D93/19	606	606	200	5,77	4,96	5,50	4,69	5,24	4,43	3,96
D93/21	706	506	200	5,71	4,93	5,40	4,62	5,09	4,31	3,92
D93/1082	800	1000	200	11,04	9,28	10,69	8,93	10,34	8,58	7,81
D93/23	806	506	200	6,41	5,52	6,06	5,16	5,70	4,81	4,42
D93/25	806	606	200	7,36	6,29	7,01	5,94	6,66	5,58	5,11
D93/882	806	806	200	9,27	7,84	8,91	7,48	8,56	7,13	6,51
D93/28	906	606	200	8,16	6,95	7,76	6,56	7,37	6,16	5,69
D93/33	1006	806	200	11,26	9,48	10,82	9,03	10,38	8,59	7,97
D93/15	506	406	250	4,07	3,62	3,79	3,34	3,51	3,06	2,67

Um Code	H mm	W mm	D mm	W*Δt	W*Δt	W*Δt	W*Δt	W*Δt	W*Δt	W*Δt
D93/18	606	406	250	4,72	4,18	4,38	3,84	4,05	3,51	3,12
D93/20	606	606	250	6,30	5,49	5,97	5,16	5,64	4,83	4,24
D93/22	706	506	250	6,26	5,47	5,87	5,08	5,48	4,70	4,21
D93/24	806	506	250	7,01	6,11	6,56	5,67	6,12	5,22	4,74
D93/26	806	606	250	8,00	6,92	7,55	6,48	7,11	6,04	5,45
D93/29	906	606	250	8,84	7,64	8,35	7,14	7,85	6,64	6,06
D93/31	1006	606	250	9,69	8,35	9,14	7,80	8,59	7,24	6,66
D93/34	1006	806	250	12,07	10,28	11,52	9,73	10,96	9,18	8,40
D93/37	1206	806	250	14,16	12,02	13,50	11,36	12,83	10,69	9,92
D93/863	600	800	300	8,38	7,33	7,99	6,93	7,59	6,53	5,61
D93/1063	600	1000	300	10,03	8,71	9,64	8,32	9,24	7,92	6,77
D93/1263	600	1200	300	11,68	10,10	11,29	9,70	10,89	9,31	7,92
D93/1463	600	1400	300	13,33	11,48	12,94	11,09	12,54	10,69	9,08
D93/1083	800	1000	300	12,61	10,85	12,08	10,32	11,55	9,79	8,64
D93/1283	800	1200	300	14,65	12,54	14,12	12,01	13,60	11,48	10,10
D93/1483	800	1400	300	16,70	14,23	16,17	13,71	15,64	13,18	11,56
D93/27	806	606	300	8,63	7,55	8,10	7,02	7,57	6,49	5,79
D93/883	806	806	300	10,69	9,26	10,16	8,73	9,62	8,19	7,26
D93/30	906	606	300	9,53	8,32	8,93	7,72	8,33	7,12	6,42
D93/10103	1000	1000	300	15,18	12,98	14,52	12,32	13,86	11,66	10,51
D93/32	1006	606	300	10,42	9,08	9,76	8,42	9,10	7,75	7,05
D93/35	1006	806	300	12,88	11,09	12,21	10,43	11,55	9,77	8,83
D93/12103	1200	1000	300	17,75	15,11	16,96	14,32	16,17	13,53	12,38
D93/12123	1200	1200	300	20,59	17,42	19,80	16,63	19,01	15,84	14,45
D93/36	1206	606	300	12,22	10,61	11,42	9,81	10,63	9,02	8,32
D93/38	1206	806	300	15,07	12,93	14,27	12,13	13,47	11,34	10,41
D93/39	1206	1006	300	17,92	15,25	17,12	14,45	16,32	13,66	12,49
D93/40	1206	1006	300	17,92	15,25	17,12	14,45	16,32	13,66	12,49
D01/4604	614	400	400	6,09	5,55	5,55	5,01	5,01	4,47	3,86
D01/5704	714	500	400	7,90	7,12	7,27	6,49	6,65	5,86	5,09
D01/6804	814	600	400	9,91	8,83	9,19	8,12	8,47	7,40	6,48
D01/6104	1014	600	400	11,89	10,55	10,99	9,66	10,10	8,76	7,84
D01/8104	1014	800	400	14,51	12,73	13,62	11,83	12,73	10,94	9,71
D01/6124	1214	600	400	13,87	12,26	12,80	11,20	11,73	10,13	9,20
D01/8124	1214	800	400	16,89	14,75	15,82	13,68	14,75	12,61	11,38
D01/6144	1414	600	400	15,85	13,98	14,60	12,74	13,36	11,49	10,57
D01/8144	1414	800	400	19,26	16,77	18,02	15,53	16,77	14,29	13,05
D93-DFF3318/HLT	300	300	180	1,84	1,64	1,72	1,52	1,60	1,41	1,20
D93-DFF4318/HLT	300	400	180	2,28	2,01	2,16	1,89	2,04	1,78	1,50
D93-DFF3418/HLT	400	300	180	2,32	2,05	2,16	1,89	2,00	1,74	1,53
D93-DFF4418/HLT	400	400	180	2,85	2,50	2,69	2,34	2,53	2,18	1,91
D93-DFF5518/HLT	500	500	155	3,84	3,29	3,67	3,12	3,50	2,95	2,65
D93-DPH3620/HLT	200	360	210	1,71	1,55	1,62	1,46	1,53	1,37	1,08
D93-DPH4430/HLT	300	440	210	2,64	2,35	2,50	2,21	2,36	2,07	1,72
D93-DPH4438/HLT	380	440	210	3,16	2,79	2,98	2,61	2,81	2,44	2,08
D93-DPH5650/HLT	500	560	210	4,72	4,10	4,49	3,87	4,26	3,64	3,19
D93-DPH6638/HLT	380	660	210	4,34	3,79	4,16	3,61	3,99	3,44	2,90
D93-DCF4420/HLT	400	400	200	2,99	2,64	2,82	2,46	2,64	2,29	1,98
D93-DCF4520/HLT	500	400	200	3,59	3,15	3,37	2,93	3,15	2,71	2,40
D93-DCF4620/HLT	600	400	200	4,18	3,65	3,92	3,39	3,65	3,12	2,82
D93-DCF5520/HLT	500	500	200	4,24	3,69	4,02	3,47	3,80	3,25	2,86
D93-DCF5735/HLT	700	500	350	7,24	6,47	6,70	5,93	6,16	5,39	4,72
D93-DCF6635/HLT	600	600	350	7,26	6,47	6,80	6,01	6,34	5,54	4,74
CMC12	460	350	220	3,19	2,83	2,97	2,61	2,74	2,39	2,09
CMC13	660	350	220	4,32	3,81	4,00	3,49	3,68	3,17	2,87
CMC14	860	350	220	5,45	4,78	5,03	4,37	4,61	3,95	3,65
CMC23	660	550	220	5,96	5,16	5,64	4,84	5,32	4,53	4,06

Boxes power dissipation

Um Code	H mm	W mm	D mm	W*Δt	W*Δt	W*Δt	W*Δt	W*Δt	W*Δt	W*Δt
CMC24	860	550	220	7,49	6,45	7,07	6,03	6,66	5,61	5,15
CMC25	1060	550	220	9,01	7,73	8,50	7,22	7,99	6,70	6,24
CMC26	1260	550	220	10,54	9,01	9,93	8,40	9,32	7,79	7,33
CMC27	1460	550	220	12,06	10,29	11,35	9,59	10,65	8,88	8,42
CMC34	860	750	220	9,53	8,11	9,11	7,69	8,70	7,28	6,64
CMC35	1060	750	220	11,45	9,70	10,94	9,19	10,42	8,67	8,04
CMC36	1260	750	220	13,37	11,29	12,76	10,68	12,15	10,07	7,97
CMC37	1460	750	220	15,29	12,88	14,58	12,18	13,88	11,47	6,97
CMC38	1660	750	220	17,21	14,47	16,41	13,67	15,60	12,87	5,97
TCW0664	367	600	400	5,48	5,00	5,16	4,67	4,84	4,35	4,97

Um Code	H mm	W mm	D mm	W*Δt	W*Δt	W*Δt	W*Δt	W*Δt	W*Δt	W*Δt
TCW0964	500	600	400	6,80	6,14	6,36	5,70	5,92	5,26	3,97
TCW1264	634	600	400	8,12	7,29	7,57	6,73	7,01	6,17	7,06
TCW1564	767	600	400	9,44	8,43	8,77	7,75	8,09	7,08	6,15
TCW1864	900	600	400	10,76	9,57	9,97	8,78	9,17	7,99	5,25
TCW0665	367	600	525	6,51	6,03	6,09	5,60	5,67	5,18	4,33
TCW0965	500	600	525	7,99	7,33	7,42	6,76	6,84	6,18	3,43
TCW1265	634	600	525	9,49	8,65	8,75	7,92	8,02	7,19	12,23
TCW1565	767	600	525	10,97	9,96	10,08	9,07	9,20	8,18	10,83
TCW1865	900	600	525	12,45	11,26	11,41	10,22	10,37	9,18	9,44

Desk cabinets power dissipation

Values are valid for the following materials: PAINTED SHEET, STANLESS-STEEL, ZINC-MAGNESIUM 120.
MEASURE: WxΔt°. The reported value must be multiply by the difference between the temperature inside of the board and the temperature of installation environment. REFERENCES FOR CALCULATION: EN 622208/02÷2012; EN 61439-1

Um Code	H mm	W mm	D mm	W*Δt	W*Δt	W*Δt	W*Δt	W*Δt	W*Δt	W*Δt
LVE101	700	600	400	8,78	7,85	8,16	7,24	7,55	6,62	5,70
LVE102	700	800	400	10,78	9,55	10,16	8,93	9,55	8,32	7,08
LVE103	700	1000	400	12,78	11,24	12,17	10,63	11,55	10,01	8,47
LVE104	700	1200	400	14,78	12,94	14,17	12,32	13,55	11,70	9,86
LVE106	700	1400	400	16,79	14,63	16,17	14,01	15,55	13,40	11,24
LVE105	700	1600	400	18,79	16,32	18,17	15,71	17,56	15,09	12,63
LVE201	280	600	578	5,94	5,57	5,58	5,21	5,22	4,85	3,52
LVE202	280	800	578	7,38	6,89	7,02	6,53	6,67	6,18	4,40
LVE203	280	1000	578	8,82	8,21	8,47	7,85	8,11	7,50	5,27
LVE204	280	1200	578	10,27	9,53	9,91	9,17	9,56	8,82	6,15
LVE206	280	1400	578	11,71	10,85	11,36	10,50	11,00	10,14	7,02
LVE205	280	1600	578	13,16	12,17	12,80	11,82	12,45	11,46	7,90
LVE301	300	600	120	2,69	2,30	2,61	2,22	2,53	2,14	1,86
LVE302	300	800	120	3,47	2,94	3,39	2,86	3,31	2,79	2,42
LVE303	300	1000	120	4,25	3,59	4,17	3,51	4,09	3,43	2,97
LVE304	300	1200	120	5,03	4,24	4,95	4,16	4,87	4,08	3,52
LVE306	300	1400	120	5,81	4,88	5,73	4,80	5,65	4,73	4,08
LVE305	300	1600	120	6,59	5,53	6,51	5,45	6,43	5,37	4,63
LV101	700	600	400	8,78	7,85	8,16	7,24	7,55	6,62	5,70
LV102	700	800	400	10,78	9,55	10,16	8,93	9,55	8,32	7,08
LV103	700	1000	400	12,78	11,24	12,17	10,63	11,55	10,01	8,47
LV104	700	1200	400	14,78	12,94	14,17	12,32	13,55	11,70	9,86
LV105	700	1600	400	18,79	16,32	18,17	15,71	17,56	15,09	12,63
LV111	700	600	500	9,93	9,01	9,16	8,24	8,39	7,47	6,31
LV112	700	800	500	12,09	10,86	11,32	10,09	10,55	9,32	7,78
LV113	700	1000	500	14,25	12,71	13,48	11,94	12,71	11,17	9,24
LV114	700	1200	500	16,40	14,55	15,63	13,78	14,86	13,01	10,70
LV115	700	1600	500	20,71	18,25	19,94	17,48	19,17	16,71	13,63
LV201	200	600	843	6,75	6,49	6,38	6,12	6,01	5,75	3,80
LV202	200	800	843	8,45	8,09	8,08	7,72	7,70	7,35	4,76
LV203	200	1000	843	10,14	9,70	9,77	9,33	9,40	8,96	5,71
LV204	200	1200	843	11,83	11,31	11,46	10,94	11,09	10,56	6,67
LV205	200	1600	843	15,22	14,52	14,85	14,15	14,48	13,78	8,58

Um Code	H mm	W mm	D mm	W*Δt	W*Δt	W*Δt	W*Δt	W*Δt	W*Δt	W*Δt
LV211	200	600	943	7,41	7,15	7,00	6,73	6,58	6,32	4,14
LV212	200	800	943	9,26	8,91	8,85	8,49	8,43	8,08	5,17
LV213	200	1000	943	11,11	10,67	10,69	10,25	10,28	9,84	6,21
LV214	200	1200	943	12,96	12,43	12,54	12,01	12,13	11,60	7,24
LV215	200	1600	943	16,65	15,95	16,24	15,53	15,82	15,12	9,31
LV301	470	600	390	6,41	5,79	6,01	5,38	5,60	4,98	4,08
LV302	470	800	390	7,94	7,11	7,54	6,71	7,13	6,31	5,10
LV303	470	1000	390	9,47	8,44	9,07	8,03	8,66	7,63	6,13
LV304	470	1200	390	11,00	9,76	10,60	9,36	10,20	8,95	7,15
LV305	470	1600	390	14,06	12,41	13,66	12,01	13,26	11,60	9,20
LV311	470	600	490	7,34	6,72	6,83	6,21	6,32	5,70	4,57
LV312	470	800	490	9,02	8,19	8,51	7,69	8,01	7,18	5,67
LV313	470	1000	490	10,71	9,67	10,20	9,17	9,69	8,66	6,77
LV314	470	1200	490	12,39	11,15	11,88	10,64	11,38	10,14	7,87
LV315	470	1600	490	15,76	14,11	15,25	13,60	14,75	13,09	10,08
LM6104	980	600	400	11,55	10,26	10,69	9,39	9,83	8,53	7,61
LM8104	980	800	400	14,11	12,38	13,24	11,52	12,38	10,66	9,42
LM1014	980	1000	400	16,66	14,51	15,80	13,64	14,94	12,78	11,24
LM1214	980	1200	400	19,22	16,63	18,36	15,77	17,49	14,91	13,06
LM1614	980	1600	400	24,33	20,88	23,47	20,02	22,61	19,16	16,69
LVM6145	1370	600	500	17,23	15,42	15,72	13,91	14,22	12,41	11,25
LVM8145	1370	800	500	20,71	18,30	19,20	16,79	17,70	15,29	13,75
LVM10145	1370	1000	500	24,19	21,18	22,69	19,67	21,18	18,17	16,24
LVM12145	1370	1200	500	27,68	24,06	26,17	22,55	24,66	21,05	18,74
LVM16145	1370	1600	500	34,64	29,82	33,14	28,31	31,63	26,81	23,73
LC6113	1150	600	300	11,63	10,11	10,87	9,36	10,11	8,60	7,90
LC8113	1150	800	300	14,37	12,35	13,61	11,59	12,85	10,83	9,91
LC10113	1150	1000	300	17,11	14,58	16,35	13,82	15,59	13,06	11,91
LC12113	1150	1200	300	19,85	16,81	19,09	16,05	18,33	15,30	13,91
LC16113	1150	1600	300	25,33	21,28	24,57	20,52	23,81	19,76	17,91
LVD93/1	1060	500	300	9,55	8,38	8,85	7,68	8,15	6,99	6,41
LVD93/2	1060	600	300	10,83	9,43	10,13	8,73	9,43	8,03	7,34
LVD93/3	1060	800	300	13,39	11,53	12,69	10,83	11,99	10,13	9,20

AUTOMATIC PAINTING PLANT:

1. Semi-finished products are loaded on a chain overhead belt conveyor at a 1,5 m/min speed.
2. Washing procedure in a 5 m phosphatising tunnel at 90° C with iron phosphates water.
3. 4 m water rinsing tunnel.
4. 3 m pipe-water rinsing tunnel.
5. 3 m final rising tunnel with demineralized water.
6. 10 m dripping tunnel.
7. 15 m bell-shaped oven at 110° C.
8. 20 m chain overhead conveyor for semi-finished cooling process.
9. Automatic painting cabins with electrostatic spray guns for thermosetting powders.
10. Manual retouching cabins for internal parts finishing and for blind sections.

Materials:

Standard products for internal use: thermosetting epoxy-polyester powder paint for internal use.

Standard colour RAL7035, textured.

Standard products for external use (ON REQUEST): thermosetting polyester powder paint for external use.

Standard colour RAL7035, bright.

11. 38m bell-shaped polymerization oven at 180°-200°C (according to different types of paintings).
12. 20 m chain overhead conveyor for semi-finished cooling process.
13. Unloading and warehousing area.

Semi-finished products are sample-tested to check paint thickness, whose values must be between 80 and 120 micron; manufacturers suggest a minimum value of 70 micron.

IP DEGREES OF PROTECTION, RIF: EN 62208 - EN 60529
FIRST NUMBER – SOLID PARTICLE PROTECTION

DEGREE	DEFINITION	EFFECT
IP1X	PROTECTION AGAINST SOLID OBJECT WITH A Ø OF 50 MM OR MORE	THE BACK OF THE HAND OR SPHERICAL OBJECTS WITH MORE THAN 50 MM DIAMETER MUST NOT PASSED THROUGH THE DRILLING ON THE COINTAINER
IP2X	PROTECTION AGAINST SOLID OBJECT WITH A Ø OF 12 MM OR MORE	SPHERICAL OBJECTS WITH MORE THAN 12 MM DIAMETER MUST NOT PASSED THROUGH THE DRILLING ON THE COINTAINER. THE JOINTED TEST FINGER CAN PENETRATE FOR A MAXIMUM LENGTH OF 80 MM
IP3X	PROTECTION AGAINST SOLID OBJECT WITH A Ø OF 2,5 MM OR MORE	SPHERICAL OBJECTS WITH MORE THAN 2,5 MM DIAMETER MUST NOT PASSED THROUGH THE DRILLING ON THE COINTAINER
IP4X	PROTECTION AGAINST SOLID OBJECT WITH A Ø OF 1 MM OR MORE	SPHERICAL OBJECTS WITH MORE THAN 1 MM DIAMETER MUST NOT PASSED THROUGH THE DRILLING ON THE COINTAINER
IP5X	DUST PROTECTION	INGRESS OF DUST IS NOT ENTIRELY PREVENTED, BUT IT MUST NOT ENTER IN SUFFICIENT QUANTITY TO INTERFERE WITH THE SATISFACTORY OPERATION OF THE EQUIPMENT
IP6X	DUST TIGHT	A 20 MBAR DEPRESSION IS CREATED IN THE CONTAINER. NO INGRESS OF DUST

IP DEGREES OF PROTECTION, RIF: EN 62208 - EN 60529
FIRST NUMBER – LIQUID INGRESS PROTECTION

DEGREE	DEFINITION	EFFECT
IPX1	VERTICAL FALLING DROPS PROTECTION	VERTICALLY FALLING DROPS SHALL HAVE NO HARMFUL EFFECT
IPX2	DRIPPING WATER WHEN TILTED UP TO 15° PROTECTION	VERTICALLY DRIPPING WATER SHALL HAVE NO HARMFUL EFFECT WHEN THE ENCLOSURE IS TILTED AT AN ANGLE UP TO 15° FROM ITS NORMAL POSITION
IPX3	RAIN PROTECTION	WATER FALLING AT ANY ANGLE UP TO 60° FROM THE VERTICAL SHALL HAVE NO HARMFUL EFFECT.
IPX4	WATER SPRAYING PROTECTION	WATER SPLASHING AGAINST THE ENCLOSURE FROM ANY DIRECTION SHALL HAVE NO HARMFUL EFFECT
IPX5	WATER JETS PROTECTION	WATER PROJECTED BY A 6.3 MM DIAMETER NOZZLE AND A 12,5 L/MN CAPACITY FROM ANY DIRECTION SHALL HAVE NO HARMFUL EFFECTS.
IPX6	POWERFULL WATER JETS PROTECTION	WATER PROJECTED BY A 6.3 MM DIAMETER NOZZLE AND A 100 L/MN CAPACITY FROM ANY DIRECTION SHALL HAVE NO HARMFUL EFFECTS.
IPX7	PROTECTION AGAINST TEMPORARY IMMERSION EFFECTS	INGRESS OF WATER IN HARMFUL QUANTITY SHALL NOT BE POSSIBLE WHEN THE ENCLOSURE IS IMMERSED IN WATER UNDER DEFINED CONDITIONS OF PRESSURE AND TIME.
IPX8	PROTECTION AGAINST CONTINUOUS IMMERSION EFFECTS	THE EQUIPMENT IS SUITABLE FOR CONTINUOUS IMMERSION IN WATER UNDER CONDITIONS WHICH SHALL BE SPECIFIED BY REGULATION

IK DEGREES OF PROTECTION, RIF: EN 62208 - EN 62262

DEGREE	DEFINITION	EFFECT
IK01	0,14-JOULE IMPACT	CONTAINER'S DEFORMATIONS GUARANTEE THE MAINTENANCE OF THE STATED IP DEGREE
IK02	0,20-JOULE IMPACT	CONTAINER'S DEFORMATIONS GUARANTEE THE MAINTENANCE OF THE STATED IP DEGREE
IK03	0,35-JOULE IMPACT	CONTAINER'S DEFORMATIONS GUARANTEE THE MAINTENANCE OF THE STATED IP DEGREE
IK04	0,50-JOULE IMPACT	CONTAINER'S DEFORMATIONS GUARANTEE THE MAINTENANCE OF THE STATED IP DEGREE
IK05	0,70-JOULE IMPACT	CONTAINER'S DEFORMATIONS GUARANTEE THE MAINTENANCE OF THE STATED IP DEGREE

DEGREE	DEFINITION	EFFECT
IK06	1-JOULE IMPACT	CONTAINER'S DEFORMATIONS GUARANTEE THE MAINTENANCE OF THE STATED IP DEGREE
IK07	2-JOULE IMPACT	CONTAINER'S DEFORMATIONS GUARANTEE THE MAINTENANCE OF THE STATED IP DEGREE
IK08	5-JOULE IMPACT	CONTAINER'S DEFORMATIONS GUARANTEE THE MAINTENANCE OF THE STATED IP DEGREE
IK09	10-JOULE IMPACT	CONTAINER'S DEFORMATIONS GUARANTEE THE MAINTENANCE OF THE STATED IP DEGREE
IK10	20-JOULE IMPACT	CONTAINER'S DEFORMATIONS GUARANTEE THE MAINTENANCE OF THE STATED IP DEGREE

NEMA RATING

IN USA AND CANADA, DEGREES OF PROTECTION ARE DEFINE THROUGH A SERIES OF TESTS CONTROLLED BY UNDERWRITERS LABORATORIES - **UL STANDARD 508 - TYPE**; AND BY NATIONAL ELECTRICAL MANUFACTURER ASSOCIATION - **STANDARD 250 - NEMA**. ALTHOUGH THERE IS NO CORRESPONDENCE, SINCE THEY INCLUDE OTHER FACTORS, SUCH AS ANTI CORROSION PROTECTION AND FIRE RESISTANCE, THEY ARE COMPARED WITH IP CODE.

Our products classification

DEGREE		DESCRIPTION
TYPE 1 NEMA 1	IP 10	MAINLY USED INDOOR. PROTECTION AGAINST CONTACT WITH INTERNAL EQUIPMENT AND AGAINST SOLID DIRT FALLING
TYPE 12 NEMA 12	IP 52	MAINLY USED INDOOR. PROTECTION AGAINST DUST, SOLID DIRT, NON-CORROSIVE LIQUIDS

DEGREE		DESCRIPTION
TYPE 4 NEMA 4	IP 56	BOTH INDOOR AND OUTDOOR USED. PROTECTION AGAINST WIND AND RAIN DUST, DIRECT AND INDIRECT WATER SPRAYS, ICE FORMATION DAMAGES
TYPE 4X NEMA 4X	IP 66	BOTH INDOOR AND OUTDOOR USED. PROTECTION AGAINST CORROSION, WIND AND RAIN DUST, DIRECT AND INDIRECT POWERFUL WATER JETS, ICE FORMATION DAMAGES

handling requirements - EN 62208:2012-02 § 9.5

In the following list you can find certified lifting systems for those articles that require them (COMPACT AND MODULAR CABINETS):

DCR-VFR lifting eyebolts: to be fixed with screw directly to the cabinet for lifting and handling.

DRC910

Material: M12 zinc-passivation steel

Supply includes: One-piece package.

DCR-VFR lifting double eyebolts: suitable to handle in-line cabinets, ensuring rigidity during lifting operation.

DRC910B



Painting: our standard cycle thermosetting epoxy-polyester powder.

Colours: RAL7035 Textured. RAL7032 Textured on request

Material: 8 mm thick steel sheet.

Supply includes: Nr. 1 double eyebolt and fixing screw.

DRC lifting crossbeams: for in-line boards lifting, ensuring a safe handling. The supply includes a pair of crossbeams, dimensions have to be specified.

DRC99

Painting: Our standard cycle thermosetting epoxy-polyester powder.

Colours: RAL7035 Textured. RAL7032 Textured on request

Material: H80xW60x 8 mm thick angle iron.

Supply includes: Nr. 1 pair of lifting crossbeams and fixing screw.

We recommend the use of approved ropes and hooks according to the loads to be handled. The manufacturer is not responsible for the use of different or not approved systems.

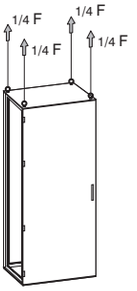

	90°
F	1360 Kg

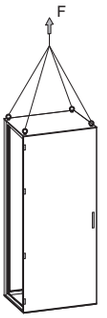

	45°
F	900 Kg

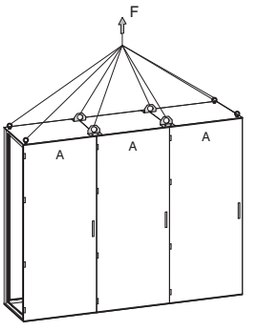

With lifting double eyebolts	
F	1000 Kg per unit (A)

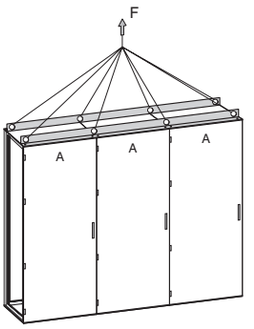

With lifting crossbeam for element	
F	1000 Kg per unit (A)

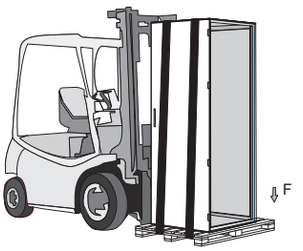

Handling with fork lift with belts for Cabinets, boxes and control console	
F	Max 1400 Kg per unit

ZANARDO SPA guarantees the compliance of its products according to production process quality and to certification of products, tested in major approved laboratories.

standard products approvals

PAINTED-SHEET SERIAL PRODUCTS	IP Degree	IK Degree	TYPE NEMA	c UL us Canada e USA FILE E238294	TÜV		CE EN 62208/02:2012 EN 61439-1	RoHS REACH
Solid door D93 box	IP55	IK10	1,12,4	c UL us	TÜV		CE	RoHS REACH
Glass door D93S box	IP55	IK08			TÜV		CE	RoHS REACH
ES/ES-PU boxes	IP66	IK10	1,12,4	c UL us	TÜV		CE	RoHS REACH
D01boxes	IP55	IK10			TÜV		CE	RoHS REACH
Solid door DRC cabinets	IP55	IK10	1,12	c UL us	TÜV		CE	RoHS REACH
Glass door DRCP cabinets	IP55	IK08			TÜV		CE	RoHS REACH
KA cabinets	IP55	IK10			TÜV		CE	RoHS REACH
EC cabinets	IP55	IK10			TÜV		CE	RoHS REACH
Solid door VFR cabinets	IP55	IK10	1,12	c UL us	TÜV		CE	RoHS REACH
Glass door VFRP cabinets	IP55	IK08			TÜV		CE	RoHS REACH
KM-KQ cabinets	IP55	IK10			TÜV		CE	RoHS REACH
*HLT suspension system	IP55	IK10	1,12	c UL us	TÜV		CE	RoHS REACH
*D93-DPH/DCF/DFF box	IP55	IK10	1,12,4	c UL us	TÜV		CE	RoHS REACH
DRC-LAN cabinets	IP55	IK08	1,12	c UL us	TÜV		CE	RoHS REACH
LVD93/LC/LM/LVE/LV/LVM control console	IP55	IK10			TÜV		CE	RoHS REACH
ARIA wall ventilation system	IP54	IK08	1,12	c UL us	TÜV		CE	RoHS REACH
ZTE towers	IP43	IK10	1	c UL us	TÜV		CE	RoHS REACH

STAINLESS-STEEL SERIAL PRODUCTS	IP Degree	IK Degree	TYPE NEMA	c UL us Canada e USA FILE E238294	TÜV		CE EN 62208/02:2012 EN 61439-1	RoHS REACH
Solid door D93A box	IP66	IK10	1,12,4,4X	c UL us	TÜV		CE	RoHS REACH
Glass door D93SA box	IP55	IK08			TÜV		CE	RoHS REACH
ES/ES-PU A boxes	IP66	IK10	1,12,4,4X	c UL us	TÜV		CE	RoHS REACH
Solid door DRCA cabinets	IP55	IK10	1,12	c UL us	TÜV		CE	RoHS REACH
Glass door DRCPA cabinets	IP55	IK08			TÜV		CE	RoHS REACH
Solid door VFRA cabinets	IP55	IK10	1,12	c UL us	TÜV		CE	RoHS REACH
Glass door VFRPA cabinets	IP55	IK08			TÜV		CE	RoHS REACH
DRC-LAN/I cabinets	IP55	IK08	1,12	c UL us	TÜV		CE	RoHS REACH
LVD93/A - LVE/A - LV/A - LM/A control console	IP55	IK10			TÜV		CE	RoHS REACH

*Approvals are valid if articles are organised in a single system.

technical data subject to change without notice

code index

Order code	Page
40101-01	58
40102-01	58
40103-01	58
40104-01	58
40105-01	59
40106-01	59
40107-01	59
40108-01	59
40109-01	59
40110-01	60
40111-01	60
40112-01	61
40115-01	61
40116-01	60
40117-01	61
40119-01	60
40121-01	60
40125-01	58
40130-0250	62
40130-0500	62
40130-1000	62
40130-2000	62
40140-0250	62
40140-0500	62
40140-0750	62
40190-01	62
40190-02	61
6551.35	21
6552.35	21
6553.35	21-
6554.35	21
6555.35	21
6556.35	21
6557.35	21
6558.35	21
6559.35	21
6560.35	21
6561.35	21
6562.35	21
6563.35	21
6564.35	21
6565.35	21
6566.35	21
7005.35	25
7005A	117
7006.35	25
7006A	117
7009	25
7010	25
7080	69
7080 I	125
7104.35	25
7104A	117
7105.35	25
7105A	117
8060	150
8000/FE	150
8001	150

Order code	Page
8002	151
8003	151
8004	151
8004/312V2	151
8004/C	
8005	150
8006	151
8006/1242	151
8006/405	151
8006/455	151
8007	150
8009	150
8009/P	150
8010	150
8011	151
8012	150
8013	151
8014	151
8015	151
AG1	9-10
AG1A	109
ARIA-F150.B	138
ARIA-F150.C	138
ARIA-F150.G	138
ARIA-F150.S	138
ARIA-F150.W	138
ARIA-F250.B	138
ARIA-F250.C	138
ARIA-F250.G	138
ARIA-F250.S	138
ARIA-F250.W	138
ARIA-F325.B	139
ARIA-F325.C	139
ARIA-F325.G	139
ARIA-F325.S	139
ARIA-F325.W	139
ARIA-V150-1.B	138
ARIA-V150-1.C	138
ARIA-V150-1.G	138
ARIA-V150-1.S	138
ARIA-V150-1.W	138
ARIA-V150-2.B	138
ARIA-V150-2.C	138
ARIA-V150-2.G	138
ARIA-V150-2.S	138
ARIA-V150-2.W	138
ARIA-V150-3.B	138
ARIA-V150-3.C	138
ARIA-V150-3.G	138
ARIA-V150-3.S	138
ARIA-V150-3.W	138
ARIA-V150-4.B	138
ARIA-V150-4.C	138
ARIA-V150-4.G	138
ARIA-V150-4.S	138
ARIA-V150-4.W	138
ARIA-V250-1.B	138
ARIA-V250-1.C	138

Order code	Page
ARIA-V250-1.G	138
ARIA-V250-1.S	138
ARIA-V250-1.W	138
ARIA-V250-2.B	138
ARIA-V250-2.C	138
ARIA-V250-2.G	138
ARIA-V250-2.S	138
ARIA-V250-2.W	138
ARIA-V325-1.B	139
ARIA-V325-1.C	139
ARIA-V325-1.G	139
ARIA-V325-1.S	139
ARIA-V325-1.W	139
ARIA-V325-2.B	139
ARIA-V325-2.C	139
ARIA-V325-2.G	139
ARIA-V325-2.S	139
ARIA-V325-2.W	139
ARIA-V325-3.B	139
ARIA-V325-3.C	139
ARIA-V325-3.G	139
ARIA-V325-3.S	139
ARIA-V325-3.W	139
C1.35	141
C146.35	88
C146A	133
C148.35	88
C148A	133
C166.35	88
C166A	133
C168.35	88
C168A	133
C1810.35	88
C1810A	134
C186.35	88
C186A	134
C188.35	88
C188A	134
C1A	141
C2.35	141
C2010.35	89
C2010A	134
C206.35	89
C206A	134
C208.35	89
C208A	134
C2210.35	89
C2210A	134
C226.35	89
C226A	134
C228.35	89
C228A	134
C2A	141
C3.35	141
C3A	141
C4.35	141
C4A	141
CMC12.35	91

Order code	Page
CMC13.35	91
CMC14.35	91
CMC23.35	91
CMC24.35	91
CMC25.35	91
CMC26.35	91
CMC27.35	91
CMC34.35	91
CMC35.35	91
CMC36.35	91
CMC37.35	91
CMC38.35	91
CP3939.35	24
CP3939A	119
CP3959.35	24
CP4040	24
CP4949.35	24
CP4949A	119
CP5050	24
CP5929.35	24
CP5929A	119
CP5939.35	24
CP5939A	119
CP5959.35	24
CP5959A	119
CP5974.35	24
CP5974A	119
CP6060	24
D01/4604.35	10
D01/5704.35	10
D01/6040	10
D01/6104.35	10
D01/6124.35	10
D01/6144.35	10
D01/6804.35	10
D01/8104.35	10
D01/8124.35	10
D01/8144.35	10
D93/1.35	9
D93/10.35	9
D93/100.35	9
D93/100A	109
D93/101.35	9
D93/10103.35	9
D93/10103A	109
D93/101A	109
D93/103.35	9
D93/103A	109
D93/104.35	9
D93/104A	109
D93/1062.35	9
D93/1062A	109
D93/1063.35	9
D93/1063A	109
D93/1082.35	9
D93/1082A	109
D93/1083.35	9
D93/1083A	109

Order code	Page
D93/10A	109
D93/11 S.35	9
D93/11 SA	109
D93/11.35	9
D93/11A	109
D93/12.35	9
D93/12103.35	9
D93/12103A	109
D93/12123.35	9
D93/12123A	109
D93/1263.35	9
D93/1263A	109
D93/1283.35	9
D93/1283A	109
D93/12A	109
D93/13 S.35	9
D93/13 SA	109
D93/13.35	9
D93/13A	109
D93/14 S.35	9
D93/14 SA	109
D93/14.35	9
D93/14103.35	9
D93/1463.35	9
D93/1463A	109
D93/1483.35	9
D93/1483A	109
D93/14A	109
D93/15 S.35	9
D93/15 SA	109
D93/15.35	9
D93/15A	109
D93/16 S.35	9
D93/16 SA	109
D93/16.35	9
D93/16A	109
D93/17 S.35	9
D93/17 SA	109
D93/17.35	9
D93/17A	109
D93/18 S.35	9
D93/18 SA	109
D93/18.35	9
D93/18A	109
D93/19 S.35	9
D93/19 SA	109
D93/19.35	9
D93/19A	109
D93/1A	109
D93/2.35	9
D93/20 S.35	9
D93/20 SA	109
D93/20.35	9
D93/20A	109
D93/21 S.35	9
D93/21 SA	109
D93/21.35	9
D93/21A	109

Order code	Page
D93/22 S.35	9
D93/22 SA	109
D93/22.35	9
D93/22A	109
D93/23 S.35	9
D93/23 SA	109
D93/23.35	9
D93/23A	109
D93/24 S.35	9
D93/24 SA	109
D93/24.35	9
D93/24A	109
D93/25 S.35	9
D93/25 SA	109
D93/25.35	9
D93/25A	109
D93/26 S.35	9
D93/26 SA	109
D93/26.35	9
D93/26A	109
D93/27 S.35	9
D93/27 SA	109
D93/27.35	9
D93/27A	109
D93/28 S.35	9
D93/28 SA	109
D93/28.35	9
D93/28A	109
D93/29 S.35	9
D93/29 SA	109
D93/29.35	9
D93/29A	109
D93/2A	109
D93/3.35	9
D93/30 S.35	9
D93/30 SA	109
D93/30.35	9
D93/30A	109
D93/31 S.35	9
D93/31 SA	109
D93/31.35	9
D93/31A	109
D93/32 S.35	9
D93/32 SA	109
D93/32.35	9
D93/32A	109
D93/33 S.35	9
D93/33 SA	109
D93/33.35	9
D93/33A	109
D93/34 S.35	9
D93/34 SA	109
D93/34.35	9
D93/34A	109
D93/35 S.35	9
D93/35 SA	109
D93/35.35	9
D93/35A	109

Order code	Page
D93/36 S.35	9
D93/36 SA	109
D93/36.35	9
D93/36A	109
D93/37 S.35	9
D93/37 SA	109
D93/37.35	9
D93/37A	109
D93/38 S.35	9
D93/38 SA	109
D93/38.35	9
D93/38A	109
D93/39 SA	109
D93/39.35	9
D93/39A	109
D93/3A	109
D93/4.35	9
D93/40.35	9
D93/40A	109
D93/45	9
D93/46	9
D93/47	9
D93/48	9
D93/4A	109
D93/5.35	9
D93/5A	109
D93/6.35	9
D93/6A	109
D93/7.35	9
D93/7A	109
D93/8 S.35	9
D93/8 SA	109
D93/8.35	9
D93/862.35	9
D93/862A	109
D93/863.35	9
D93/863A	109
D93/882.35	9
D93/882A	109
D93/883.35	9
D93/883A	109
D93/8A	109
D93/9 S.35	9
D93/9 SA	109
D93/9.35	9
D93/90.35	9
D93/90A	109
D93/91.35	9
D93/91A	109
D93/92.35	9
D93/92A	109
D93/93.35	9
D93/93A	109
D93/94.35	9
D93/94A	109
D93/95.35	9
D93/95A	109
D93/96.35	9

Order code	Page
D93/96A	109
D93/97.35	9
D93/97A	109
D93/98.35	9
D93/98A	109
D93/99.35	9
D93/99A	109
D93/9A	9
D93-DCF4420/HLT	63
D93-DCF4520/HLT	63
D93-DCF4620/HLT	63
D93-DCF5520/HLT	63
D93-DCF5735/HLT	63
D93-DCF6635/HLT	63
D93-DFF3318	65
D93-DFF4318	65
D93-DFF3418	65
D93-DFF4418	65
D93-DFF5618	65
DPH3620HLT	64
DPH4430HLT	64
DPH4438HLT	64
DPH5650HLT	64
DPH6638HLT	64
DRC1.35	17
DRC10.35	17
DRC100	17-29-111
DRC101	17-29-111
DRC102	17-29-111
DRC103	17-29-111
DRC104	17-29-111
DRC105	18-30-112
DRC106	18-30-112
DRC107	18-30-112
DRC108	18-112
DRC109	17-111
DRC10A	111
DRC10P.35	17
DRC10PA	111
DRC10SP.35	17
DRC10SS.35	17
DRC10SSA	111
DRC11.35	17
DRC110	17-111
DRC111	18-112
DRC112	18-112
DRC113	19-113
DRC114	19-113
DRC115	19-113
DRC116	19-113
DRC117	19-113
DRC118	19-113
DRC119	19-113
DRC11A	111
DRC11P.35	17
DRC11PA	111
DRC11SS.35	17
DRC11SSA	111

Order code	Page
DRC12.35	17
DRC120	19
DRC121	22
DRC122	22
DRC123	22
DRC124	22
DRC125	22
DRC12A	111
DRC12P.35	17
DRC12PA	111
DRC12SP.35	17
DRC12SS.35	17
DRC12SSA	111
DRC13.35	17
DRC13A	111
DRC13P.35	17
DRC13PA	111
DRC13SS.35	17
DRC13SSA	111
DRC14.35	17
DRC14A	111
DRC14P.35	17
DRC14PA	111
DRC14SS.35	17
DRC14SSA	111
DRC15.35	17
DRC150.35	17
DRC150A	111
DRC150SS.35	17
DRC150SSA	111
DRC151.35	17
DRC151A	111
DRC151SS.35	17
DRC151SSA	111
DRC152.35	17
DRC152A	111
DRC152SS.35	17
DRC152SSA	111
DRC153.35	17
DRC153A	111
DRC153SS.35	17
DRC153SSA	111
DRC154.35	17
DRC154A	111
DRC154SS.35	17
DRC154SSA	111
DRC155.35	17
DRC155A	111
DRC155SS.35	18
DRC155SSA	112
DRC156.35	18
DRC156A	112
DRC156SS.35	18
DRC156SSA	112
DRC157.35	18
DRC157A	112
DRC157SS.35	18
DRC157SSA	112

Order code	Page
DRC158.35	18
DRC158A	112
DRC158SS.35	18
DRC158SSA	112
DRC159.35	18
DRC159A	112
DRC159SS.35	18
DRC159SSA	112
DRC15A	17
DRC15P.35	111
DRC15PA	17
DRC15PA/SP	111
DRC15SS.35	17
DRC15SSA	111
DRC16.35	17
DRC160.35	19
DRC160A	113
DRC160SS.35	19
DRC160SSA	113
DRC161.35	19
DRC161A	113
DRC161SS.35	19
DRC161SSA	113
DRC162.35	19
DRC162A	113
DRC162SS.35	19
DRC162SSA	113
DRC163.35	19
DRC163A	113
DRC163SS.35	19
DRC163SSA	113
DRC164.35	19
DRC164A	113
DRC164SS.35	19
DRC164SSA	113
DRC165.35	17
DRC165A	111
DRC165P.35	17
DRC165PA	111
DRC165SS.35	17
DRC165SSA	111
DRC166.35	17
DRC166A	111
DRC166P.35	17
DRC166PA	111
DRC166SS.35	17
DRC166SSA	111
DRC167.35	17
DRC167A	111
DRC167P.35	17
DRC167PA	111
DRC167SS.35	17
DRC167SSA	111
DRC168.35	17
DRC168A	111
DRC168P.35	17
DRC168PA	111
DRC168SS.35	17

Order code	Page
DRC168SSA	111
DRC169.35	17
DRC169A	111
DRC169P.35	17
DRC169PA	111
DRC169SS.35	17
DRC169SSA	111
DRC16A	111
DRC16P.35	17
DRC16PA	111
DRC16SS.35	17
DRC16SSA	11
DRC17.35	17
DRC170.35	17
DRC170A	111
DRC170P.35	17
DRC170PA	111
DRC170SS.35	17
DRC170SSA	111
DRC171.35	17
DRC171A	111
DRC171P.35	17
DRC171PA	111
DRC171SS.35	17
DRC171SSA	111
DRC172.35	17
DRC172A	111
DRC172P.35	17
DRC172PA	111
DRC172SS.35	17
DRC172SSA	111
DRC173.35	17
DRC173A	111
DRC173P.35	17
DRC173PA	111
DRC173SS.35	17
DRC173SSA	111
DRC174.35	17
DRC174A	111
DRC174SS.35	17
DRC174SSA	111
DRC175.35	17
DRC175A	111
DRC175P.35	17
DRC175PA	111
DRC175SS.35	17
DRC175SSA	111
DRC176.35	17
DRC176A	111
DRC176P.35	17
DRC176PA	111
DRC176SS.35	17
DRC176SSA	111
DRC177.35	17
DRC177A	111
DRC177P.35	17
DRC177PA	111
DRC177SS.35	17

Order code	Page
DRC177SSA	111
DRC178.35	17
DRC178A	111
DRC178P.35	17
DRC178PA	111
DRC178SS.35	17
DRC178SSA	111
DRC179.35	17
DRC179A	111
DRC179SS.35	17
DRC179SSA	111
DRC17A	111
DRC17P.35	17
DRC17PA	111
DRC17SP.35	17
DRC17SS.35	17
DRC17SSA	111
DRC18.35	17
DRC180.35	17
DRC180A	111
DRC180P.35	17
DRC180PA	111
DRC180SS.35	17
DRC180SSA	111
DRC181.35	17
DRC181A	111
DRC181P.35	17
DRC181PA	111
DRC181SP.35	17
DRC181SS.35	111
DRC181SSA	17
DRC182.35	111
DRC1821.35	17
DRC1821SS.35	17
DRC1824.35	17
DRC1824SS.35	17
DRC1825.35	17
DRC1825SS.35	17
DRC1826.35	17
DRC1826SS.35	17
DRC1828.35	17
DRC1828SS.35	17
DRC182A	111
DRC182P.35	17
DRC182PA	111
DRC182SS.35	17
DRC182SSA	111
DRC183.35	17
DRC183A	111
DRC183P.35	17
DRC183PA	111
DRC183SS.35	17
DRC183SSA	111
DRC184.35	17
DRC184A	111
DRC184SS.35	17
DRC184SSA	111
DRC185.35	17

code index

Order code	Page
DRC185A	111
DRC185P.35	17
DRC185PA	111
DRC185SS.35	17
DRC185SSA	111
DRC186.35	17
DRC186A	111
DRC186P.35	17
DRC186PA	111
DRC186SS.35	17
DRC186SSA	111
DRC187.35	17
DRC187A	111
DRC187P.35	17
DRC187PA	111
DRC187SS.35	17
DRC187SSA	111
DRC188.35	17
DRC188A	111
DRC188P.35	17
DRC188PA	111
DRC188SS.35	17
DRC188SSA	111
DRC189.35	17
DRC189A	111
DRC18A	111
DRC18P.35	17
DRC18PA	111
DRC18SS.35	17
DRC18SSA	111
DRC19.35	17
DRC190.35	17
DRC190A	111
DRC191.35	17
DRC191A	111
DRC192.35	17
DRC192A	111
DRC193.35	17
DRC193A	111
DRC194.35	17
DRC194A	111
DRC195.35	20
DRC195A	114
DRC196.35	20
DRC196A	114
DRC197.35	20
DRC197A	114
DRC198.35	20
DRC198A	114
DRC199.35	20
DRC199A	114
DRC19A	111
DRC19P.35	17
DRC19PA	111
DRC19SS.35	17
DRC19SSA	111
DRC1A	111
DRC1P.35	17

Order code	Page
DRC1PA	111
DRC1SS.35	17
DRC1SSA	111
DRC2.35	17
DRC20.35	17
DRC200.35	20
DRC200A	114
DRC201	22
DRC202	22
DRC2021.35	18
DRC2021SS.35	18
DRC2024.35	18
DRC2024SS.35	18
DRC2025.35	18
DRC2025SS.35	18
DRC2026.35	18
DRC2026SS.35	18
DRC2028.35	18
DRC2028SS.35	18
DRC203	22
DRC204	22
DRC205	22
DRC206	22
DRC207	22
DRC208	22
DRC209	22
DRC20A	111
DRC20P.35	17
DRC20PA	111
DRC20SS.35	17
DRC20SSA	111
DRC21.35	18
DRC210	22
DRC211	22
DRC212	22
DRC213	22
DRC214	22
DRC215	22
DRC216	22
DRC217	17-111
DRC218	17-111
DRC219	17-111
DRC21A	112
DRC21P.35	18
DRC21PA	112
DRC21SS.35	18
DRC21SSA	112
DRC22.35	18
DRC220	17-111
DRC221	17-111
DRC222	17-111
DRC2221.35	19
DRC2221SS.35	19
DRC2224.35	19
DRC2224SS.35	19
DRC2225.35	19
DRC2225SS.35	19
DRC2226.35	19

Order code	Page
DRC2226SS.35	19
DRC2228.35	19
DRC2228SS.35	19
DRC223	18-112
DRC224	18-112
DRC225	18-112
DRC226	18-112
DRC227	18-112
DRC228	18-112
DRC229	19-113
DRC22A	112
DRC22P.35	18
DRC22PA	112
DRC22SS.35	18
DRC22SSA	1121
DRC23.35	18
DRC230	19-113
DRC231	19-113
DRC232	19-113
DRC233	19-113
DRC234	19-113
DRC235	17-111
DRC236	17-111
DRC237	17-111
DRC238	17-111
DRC239	17-111
DRC23A	112
DRC23P.35	18
DRC23PA	112
DRC23SS.35	18
DRC23SSA	112
DRC24.35	18
DRC240	17-111
DRC241	17-111
DRC242	18-112
DRC243	17-111
DRC244	19-113
DRC249	17-111
DRC24A	112
DRC24P.35	18
DRC24PA	112
DRC24SS.35	18
DRC24SSA	112
DRC25.35	18
DRC251.35	24
DRC252.35	24
DRC253.35	24
DRC254.35	24
DRC255.35	24
DRC256.35	24
DRC257.35	24
DRC258.35	24
DRC259.35	24
DRC25A	112
DRC25P.35	18
DRC25PA	112
DRC25SS.35	18
DRC25SSA	112

Order code	Page
DRC26.35	18
DRC260.35	24
DRC261.35	24
DRC262.35	24
DRC263.35	24
DRC264.35	24
DRC265.35	24
DRC266.35	24
DRC267.35	24
DRC268.35	24
DRC269.35	24
DRC26A	112
DRC26P.35	18
DRC26PA	112
DRC26SS.35	18
DRC26SSA	112
DRC27.35	18
DRC270.35	24
DRC271.35	24
DRC272.35	24
DRC273.35	24
DRC274.35	24
DRC275.35	24
DRC276.35	24
DRC277.35	24
DRC278.35	24
DRC279.35	24
DRC27A	112
DRC27P.35	18
DRC27PA	112
DRC27SS.35	18
DRC27SSA	112
DRC28.35	18
DRC280.35	24
DRC281.35	24
DRC282.35	24
DRC283.35	24
DRC284.35	24
DRC285.35	22
DRC286.35	22
DRC287.35	22
DRC288.35	22
DRC289.35	22
DRC28A	112
DRC28P.35	18
DRC28PA	112
DRC28SS.35	18
DRC28SSA	112
DRC29.35	18
DRC290.35	22
DRC291.35	22
DRC292.35	22
DRC293.35	22
DRC294.35	22
DRC295.35	22
DRC296.35	22
DRC298	22
DRC299	22

Order code	Page
DRC29A	112
DRC29P.35	18
DRC29PA	112
DRC29SS.35	18
DRC29SSA	112
DRC2A	111
DRC2P.35	17
DRC2PA	111
DRC2SS.35	17
DRC2SSA	111
DRC3.35	17
DRC30.35	18
DRC301	22
DRC302	22
DRC303	22
DRC304	22
DRC305	22
DRC306	22
DRC307	22
DRC308	22
DRC309	22
DRC30A	112
DRC30P.35	18
DRC30PA	112
DRC30SS.35	18
DRC30SSA	112
DRC31.35	18
DRC310	22
DRC311	22
DRC312	22
DRC313	22
DRC3132A	149
DRC313V2	149
DRC314	22
DRC315	22
DRC316	22
DRC317	22
DRC318	22
DRC319	22
DRC31A	112
DRC31P.35	18
DRC31PA	112
DRC31SS.35	18
DRC31SSA	112
DRC32.35	18
DRC320	22
DRC321	22
DRC322	22
DRC323	22
DRC324	22
DRC325	22
DRC326	22
DRC327	22
DRC328	22
DRC329	22
DRC32A	112
DRC32P.35	18
DRC32PA	112

Order code	Page
DRC32SS.35	18
DRC32SSA	112
DRC33.35	18
DRC330	22
DRC331	22
DRC332	22
DRC333	22
DRC334	22
DRC335	22
DRC336	22
DRC337	22
DRC338	22
DRC339	22
DRC33A	112
DRC33P.35	18
DRC33PA	112
DRC33SS.35	18
DRC33SSA	112
DRC34.35	18
DRC340	22
DRC34A	112
DRC34P.35	18
DRC34PA	112
DRC34SS.35	18
DRC34SSA	112
DRC35.35	18
DRC351.35	17
DRC351A	111
DRC352.35	17
DRC352A	111
DRC353.35	17
DRC353A	111
DRC354.35	17
DRC354A	111
DRC355.35	17
DRC355A	111
DRC356.35	18
DRC356A	112
DRC357.35	18
DRC357A	112
DRC358.35	18
DRC358A	112
DRC359.35	18
DRC359A	112
DRC35A	112
DRC35P.35	18
DRC35PA	112
DRC35SS.35	18
DRC35SSA	112
DRC36.35	18
DRC360.35	18
DRC360A	112
DRC361.35	19
DRC361A	113
DRC362.35	19
DRC362A	113
DRC363.35	19
DRC363A	113

Order code	Page
DRC364.35	19
DRC364A	113
DRC365.35	19
DRC365A	113
DRC366.35	20
DRC366A	114
DRC367.35	20
DRC367A	114
DRC368.35	20
DRC368A	114
DRC369.35	20
DRC369A	114
DRC36A	112
DRC36P.35	18
DRC36PA	112
DRC36SS.35	18
DRC36SSA	112
DRC37.35	18
DRC370.35	20
DRC370A	114
DRC371.35	20
DRC371A	114
DRC372.35	20
DRC372A	114
DRC373.35	20
DRC373A	114
DRC374.35	20
DRC374A	114
DRC375.35	20
DRC375A	114
DRC376.35	20
DRC376A	114
DRC377.35	20
DRC377A	114
DRC378.35	20
DRC378A	114
DRC379.35	20
DRC379A	114
DRC37A	112
DRC37P.35	18
DRC37PA	112
DRC37SS.35	18
DRC37SSA	112
DRC38.35	18
DRC380.35	20
DRC380A	114
DRC381.35	21
DRC381A	114
DRC382.35	21
DRC382A	114
DRC383.35	21
DRC383A	114
DRC384.35	21
DRC384/1.35	211
DRC384/1A	114
DRC384/2.35	21
DRC384/2A	114
DRC384A	114

Order code	Page
DRC385.35	21
DRC385A	114
DRC386.35	21
DRC386A	114
DRC387.35	21
DRC387A	114
DRC388.35	21
DRC388/1.35	114
DRC388/1A	21
DRC388/2.35	114
DRC388/2A	21
DRC388A	114
DRC389.35	21
DRC389A	114
DRC38A	112
DRC38P.35	18
DRC38PA	112
DRC38SS.35	18
DRC38SSA	112
DRC39.35	18
DRC390.35	21
DRC390A	114
DRC391.35	21
DRC391A	114
DRC392.35	21
DRC392A	114
DRC393.35	21
DRC393A	114
DRC394.35	21
DRC394A	114
DRC396.35	21
DRC397.35	114
DRC398.35	21
DRC399.35	114
DRC39A	112
DRC39P.35	18
DRC39PA	112
DRC39SS.35	18
DRC39SSA	112
DRC3A	111
DRC3P.35	17
DRC3PA	111
DRC3SS.35	17
DRC3SSA	111
DRC4.35	17
DRC40.35	18
DRC400.35	21
DRC401.35	21
DRC402.35	21
DRC403.35	21
DRC404.35	21
DRC405.35	21
DRC406.35	21
DRC407.35	21
DRC408.35	21
DRC40A	112
DRC40P.35	18
DRC40PA	112

Order code	Page
DRC40SS.35	18
DRC40SSA	112
DRC41.35	18
DRC410.35	21
DRC411	21
DRC412	21
DRC413	21
DRC414	21
DRC415	21
DRC416	21
DRC41A	111
DRC41P.35	17
DRC41PA	111
DRC41SS.35	17
DRC41SSA	111
DRC42.35	17
DRC420.35	20
DRC420A	114
DRC420P.35	20
DRC420PA	114
DRC421.35	20
DRC421A	114
DRC421P.35	20
DRC421PA	114
DRC422.35	20
DRC422A	114
DRC422P.35	20
DRC422PA	114
DRC423.35	20
DRC423A	114
DRC423P.35	20
DRC423PA	114
DRC42A	111
DRC42P.35	17
DRC42PA	111
DRC42SS.35	17
DRC42SSA	111
DRC43.35	17
DRC43A	111
DRC43P.35	17
DRC43PA	111
DRC43SS.35	17
DRC43SSA	111
DRC44.35	17
DRC440.35	20
DRC440A	114
DRC440P.35	20
DRC440PA	114
DRC441.35	20
DRC441A	114
DRC441P.35	20
DRC441PA	114
DRC442.35	20
DRC442A	114
DRC442P.35	20
DRC442PA	114
DRC443.35	20
DRC443A	114

Order code	Page
DRC443P.35	20
DRC443PA	114
DRC444.35	20
DRC444A	114
DRC444P.35	20
DRC444PA	114
DRC445.35	20
DRC445A	114
DRC445P.35	20
DRC445PA	114
DRC446.35	20
DRC446A	114
DRC446P.35	20
DRC446PA	114
DRC447.35	20
DRC447A	114
DRC447P.35	20
DRC447PA	114
DRC448.35	20
DRC448A	114
DRC448P.35	20
DRC448PA	114
DRC449.35	20
DRC449A	114
DRC449P.35	20
DRC449PA	114
DRC44A	111
DRC44P.35	17
DRC44PA	11
DRC44SS.35	17
DRC44SSA	111
DRC45.35	17
DRC450.35	20
DRC450A	114
DRC450P.35	20
DRC450PA	114
DRC451.35	20
DRC451A	114
DRC451P.35	20
DRC451PA	114
DRC452.35	20
DRC452A	114
DRC452P.35	20
DRC452PA	114
DRC453.35	20
DRC453A	114
DRC453P.35	20
DRC453PA	114
DRC454.35	20
DRC454A	114
DRC454P.35	20
DRC454PA	114
DRC455.35	20
DRC455A	114
DRC455P.35	20
DRC455PA	114
DRC456.35	20
DRC456A	114

Order code	Page
DRC456P.35	20
DRC456PA	114
DRC457.35	20
DRC457A	114
DRC457P.35	20
DRC457PA	114
DRC459.35	25
DRC459A	116
DRC45P.35	17
DRC45SS.35	111
DRC46.35	17
DRC460.35	25
DRC460A	116
DRC461.35	25
DRC461A	116
DRC462.35	25
DRC462A	116
DRC463.35	25
DRC463A	116
DRC464.35	25
DRC464A	116
DRC465.35	25
DRC465A	116
DRC466.35	25
DRC466A	116
DRC467.35	25
DRC467A	116
DRC468.35	25
DRC468A	116
DRC469.35	25
DRC469A	116
DRC46A	111
DRC46P.35	17
DRC46PA	111
DRC46SS.35	17
DRC46SSA	111
DRC47.35	17
DRC470.35	25
DRC470A	116
DRC471.35	25
DRC471A	116
DRC472.35	25
DRC472A	116
DRC473.35	25
DRC473A	116
DRC474.35	25
DRC474A	116
DRC475.35	25
DRC475A	116
DRC476.35	25
DRC476A	116
DRC477.35	25
DRC477A	116
DRC478.35	25
DRC478A	116
DRC479.35	25
DRC479A	116
DRC47A	111

Order code	Page
DRC47P.35	17
DRC47PA	111
DRC47SS.35	17
DRC47SSA	111
DRC48.35	17
DRC480.35	25
DRC480A	116
DRC481.35	25
DRC481A	116
DRC482.35	25
DRC482A	116
DRC483.35	25
DRC483A	116
DRC484.35	25
DRC484A	116
DRC485.35	25
DRC485A	116
DRC486.35	25
DRC486A	116
DRC487.35	25
DRC487A	116
DRC488.35	25
DRC488A	116
DRC489.35	25
DRC489A	116
DRC48A	111
DRC48P.35	17
DRC48PA	111
DRC48SS.35	17
DRC48SSA	111
DRC49.35	17
DRC490.35	25
DRC490A	116
DRC491.35	25
DRC491A	116
DRC492.35	25
DRC492A	116
DRC493.35	25
DRC493A	116
DRC495.35	25
DRC495/1.35	24
DRC495/1A	117
DRC495/2.35	24
DRC495/2A	117
DRC495A	116
DRC496.35	25
DRC496/1.35	24
DRC496/1A	117
DRC496/2.35	24
DRC496/2A	117
DRC496A	116
DRC497.35	25
DRC497/1.35	24
DRC497/1A	117
DRC497/2.35	24
DRC497/2A	117
DRC497A	116
DRC498.35	25

code index

Order code	Page
DRC498/1.35	24
DRC498/1A	117
DRC498/2.35	24
DRC498/2A	117
DRC498A	116
DRC499.35	25
DRC499/1.35	24
DRC499/1A	117
DRC499/2.35	24
DRC499/2A	117
DRC499A	116
DRC49A	111
DRC49P.35	17
DRC49PA	111
DRC49SS.35	17
DRC49SSA	111
DRC4A	111
DRC4P.35	17
DRC4PA	111
DRC4SS.35	17
DRC4SSA	111
DRC5.35	17
DRC50.35	17
DRC500	25
DRC50P.35	17
DRC50SS.35	17
DRC51.35	18
DRC511.35	21
DRC512.35	21
DRC513.35	21
DRC51A	112
DRC51P.35	18
DRC51PA	112
DRC51SS.35	18
DRC51SSA	112
DRC52.35	18
DRC52A	112
DRC52P.35	18
DRC52PA	112
DRC52SS.35	18
DRC52SSA	112
DRC53.35	18
DRC531	17
DRC531A	111
DRC532	17
DRC532A	111
DRC533	17
DRC533A	111
DRC534	17
DRC534A	111
DRC535	17
DRC535A	111
DRC536	27
DRC536A	119
DRC537	27
DRC537A	119
DRC538	27
DRC538A	119

Order code	Page
DRC539	27
DRC539A	119
DRC53A	112
DRC53P.35	18
DRC53PA	112
DRC53SS.35	18
DRC53SSA	112
DRC54.35	18
DRC541	17
DRC541A	111
DRC542	17
DRC542A	111
DRC543	17
DRC543A	111
DRC544	17
DRC544A	111
DRC545	17
DRC545A	111
DRC546	27
DRC546A	119
DRC547	27
DRC547A	119
DRC548	27
DRC548A	119
DRC549	27
DRC549A	119
DRC54A	112
DRC54P.35	18
DRC54PA	112
DRC54SS.35	18
DRC54SSA	112
DRC55.35	18
DRC551.35	22
DRC552.35	22
DRC553.35	22
DRC554.35	22
DRC555.35	22
DRC556.35	22
DRC557	17
DRC557A	111
DRC558	17
DRC558A	111
DRC559	17
DRC559A	111
DRC55A	112
DRC55P.35	18
DRC55PA	112
DRC55SS.35	18
DRC56.35	18
DRC560	17
DRC560A	111
DRC561	17
DRC561A	111
DRC562	17
DRC562A	111
DRC563	17
DRC563A	111
DRC564	17

Order code	Page
DRC564A	111
DRC565	17
DRC565A	111
DRC566	17
DRC566A	111
DRC56A	112
DRC56P.35	18
DRC56PA	112
DRC56SS.35	18
DRC56SSA	112
DRC57.35	18
DRC573.35	23
DRC574.35	23
DRC575.35	23
DRC576.35	23
DRC577.35	23
DRC578.35	23
DRC579.35	23
DRC57A	112
DRC57P.35	18
DRC57PA	112
DRC57SS.35	18
DRC57SSA	112
DRC58.35	18
DRC580.35	23
DRC581.35	23
DRC582.35	23
DRC583.35	23
DRC584.35	23
DRC585.35	23
DRC586.35	23
DRC587.35	23
DRC588.35	23
DRC589.35	23
DRC58A	112
DRC58P.35	18
DRC58PA	112
DRC58SS.35	18
DRC58SSA	112
DRC59.35	18
DRC591.35	23
DRC592.35	23
DRC593.35	23
DRC594.35	23
DRC595.35	23
DRC59A	112
DRC59P.35	18
DRC59PA	112
DRC59SS.35	18
DRC59SSA	112
DRC5A	111
DRC5P.35	17
DRC5PA	111
DRC5SS.35	17
DRC5SSA	111
DRC6.35	17
DRC60.35	18
DRC601	17

Order code	Page
DRC601A	111
DRC602	17
DRC602A	111
DRC603	17
DRC603A	111
DRC604	17
DRC604A	111
DRC605	17
DRC605A	111
DRC606	17
DRC606A	111
DRC607	17
DRC607A	111
DRC608	17
DRC608A	111
DRC609	17
DRC609A	111
DRC60A	112
DRC60P.35	18
DRC60PA	112
DRC60SS.35	18
DRC61.35	19
DRC610	17
DRC610A	111
DRC611	17
DRC611A	111
DRC612	17
DRC612A	111
DRC613	17
DRC613A	111
DRC614	17
DRC614A	111
DRC615	17
DRC615A	111
DRC616	17
DRC616A	111
DRC617	17
DRC617A	111
DRC618	17
DRC618A	111
DRC619	17
DRC619A	111
DRC61A	113
DRC61P.35	19
DRC61PA	113
DRC61SS.35	19
DRC61SSA	113
DRC62.35	19
DRC620	17
DRC620A	111
DRC621	17
DRC621A	111
DRC622	17
DRC622A	111
DRC623	17
DRC623A	111
DRC624	17
DRC624A	111

Order code	Page
DRC625	17
DRC625A	111
DRC626	17
DRC626A	111
DRC627	17
DRC627A	111
DRC628	17
DRC628A	111
DRC629	17
DRC629A	111
DRC62A	113
DRC62P.35	19
DRC62PA	113
DRC62SS.35	19
DRC62SSA	113
DRC63.35	19
DRC630	17
DRC630A	111
DRC631	17
DRC631A	111
DRC632	17
DRC632A	111
DRC633	17
DRC633A	111
DRC634	17
DRC634A	111
DRC635	17
DRC635A	111
DRC636	17
DRC636A	111
DRC637	17
DRC637A	111
DRC638	17
DRC638A	111
DRC639	17
DRC639A	111
DRC63A	113
DRC63P.35	19
DRC63PA	113
DRC63SS.35	19
DRC63SSA	113
DRC64.35	19
DRC640	17
DRC640A	111
DRC641	17
DRC641A	111
DRC642	17
DRC642A	111
DRC643	17
DRC643A	111
DRC644	17
DRC644A	111
DRC645	17
DRC645A	111
DRC646	17
DRC646A	111
DRC647	17
DRC647A	111

Order code	Page
DRC648	17
DRC648A	111
DRC649	17
DRC649A	111
DRC64A	113
DRC64P.35	19
DRC64PA	113
DRC64SS.35	19
DRC64SSA	113
DRC65.35	19
DRC650	17
DRC650A	111
DRC651	17
DRC651A	111
DRC652	17
DRC652A	111
DRC653	17
DRC653A	111
DRC654	17
DRC654A	111
DRC655	17
DRC655A	111
DRC656	17
DRC656A	111
DRC657	17
DRC657A	111
DRC658	17
DRC658A	111
DRC659	17
DRC659A	111
DRC65A	113
DRC65P.35	19
DRC65PA	113
DRC65SS.35	19
DRC65SSA	113
DRC66.35	19
DRC660	17
DRC660A	111
DRC661	24
DRC661/2.35	24
DRC661/2A	117
DRC661A	117
DRC662.35	24
DRC662/2.35	24
DRC662/2A	117
DRC662A	117
DRC663.35	24
DRC663/2.35	24
DRC663/2A	117
DRC663A	117
DRC664.35	24
DRC664/2.35	24
DRC664/2A	117
DRC664A	117
DRC665.35	24
DRC665/2.35	24
DRC665/2A	117
DRC665A	117

Order code	Page
DRC666.35	45
DRC666A	121
DRC667.35	45
DRC667A	121
DRC668.35	45
DRC668A	121
DRC669.35	45
DRC669A	121
DRC66A	113
DRC66P.35	19
DRC66PA	113
DRC66SS.35	19
DRC66SSA	113
DRC67.35	19
DRC670	25
DRC670A	116
DRC671	25
DRC671A	116
DRC67A	113
DRC67P.35	19
DRC67PA	113
DRC67SS.35	19
DRC67SSA	113
DRC68.35	19
DRC681	23
DRC681/c	23
DRC682	23
DRC682/c	23
DRC683	23
DRC683/c	23
DRC684	23
DRC684/c	23
DRC685	23
DRC685/c	23
DRC686	23
DRC686/c	23
DRC687	23
DRC687/c	23
DRC688	23
DRC688/c	23
DRC689	23
DRC689/c	23
DRC68A	113
DRC68P.35	19
DRC68PA	113
DRC68SS.35	19
DRC68SSA	113
DRC69.35	19
DRC690	23
DRC690/c	23
DRC691	23
DRC691/c	23
DRC692	23
DRC692/c	23
DRC693	23
DRC693/c	23
DRC694	23
DRC694/c	23

Order code	Page
DRC695	23
DRC695/c	23
DRC696	23
DRC697	23
DRC698	23
DRC699	23
DRC69A	113
DRC69P.35	19
DRC69PA	113
DRC69SS.35	19
DRC69SSA	113
DRC6A	111
DRC6P.35	17
DRC6PA	111
DRC6SS.35	17
DRC6SSA	111
DRC7.35	17
DRC70.35	19
DRC704	26
DRC705	26
DRC706	26
DRC707	26
DRC708	26
DRC709	26
DRC70A	113
DRC70P.35	19
DRC70PA	113
DRC70SS.35	19
DRC70SSA	113
DRC71.35	19
DRC710	26
DRC71A	113
DRC71P.35	19
DRC71PA	113
DRC71SS.35	19
DRC71SSA	113
DRC72.35	19
DRC721	25
DRC722	25
DRC723	25
DRC724	25
DRC725	25
DRC726	26
DRC727	26
DRC728	26
DRC729	26
DRC72A	113
DRC72P.35	19
DRC72PA	113
DRC72SS.35	19
DRC72SSA	113
DRC73.35	19
DRC730	26
DRC735	26
DRC736	26
DRC73A	113
DRC73P.35	19
DRC73PA	113

Order code	Page
DRC73SS.35	19
DRC73SSA	113
DRC74.35	19
DRC741	25
DRC742	25
DRC743	25
DRC744	25
DRC745	25
DRC746	26
DRC747	26
DRC748	26
DRC749	26
DRC74A	113
DRC74P.35	19
DRC74PA	113
DRC74SS.35	19
DRC74SSA	113
DRC75.35	19
DRC750	25
DRC751	25
DRC752	25
DRC753	25
DRC754	25
DRC755	25
DRC756	25
DRC757	26
DRC758	26
DRC759	26
DRC75A	113
DRC75P.35	19
DRC75PA	113
DRC75SS.35	19
DRC75SSA	113
DRC76.35	19
DRC760	26
DRC761	25
DRC762	25
DRC763	25
DRC764	25
DRC76A	113
DRC76P.35	19
DRC76PA	113
DRC76SS.35	19
DRC76SSA	113
DRC77.35	19
DRC771	26
DRC772	26
DRC773	26
DRC774	26
DRC775	26
DRC776	153
DRC777	26
DRC778	26
DRC779	26
DRC77A	113
DRC77ASP	113
DRC77P.35	19
DRC77PA	113

Order code	Page
DRC77SS.35	19
DRC77SSA	113
DRC78.35	19
DRC781	26
DRC781.35	26
DRC782	26
DRC782.35	26
DRC783	26
DRC783.35	26
DRC784	26
DRC784.35	26
DRC785	26
DRC786	153
DRC788.35	17
DRC788A	111
DRC789.35	18
DRC789A	112
DRC78A	113
DRC78P.35	19
DRC78PA	113
DRC78SS.35	19
DRC78SSA	113
DRC79.35	19
DRC790.35	19
DRC790A	113
DRC791.35	26
DRC792.35	17
DRC792A	111
DRC793.35	17
DRC793A	111
DRC794.35	18
DRC794A	112
DRC795.35	18
DRC795A	112
DRC796.35	19
DRC796A	113
DRC797.35	19
DRC797A	113
DRC798.35	17
DRC798A	111
DRC799.35	18
DRC799A	112
DRC79A	113
DRC79P.35	19
DRC79PA	113
DRC79SS.35	19
DRC79SSA	113
DRC7A	17
DRC7P.35	111
DRC7PA	111
DRC7SS.35	17
DRC7SSA	111
DRC8.35	17
DRC80.35	19
DRC800.35	19
DRC800A	113
DRC801.35	17
DRC801A	111

Order code	Page
DRC801P.35	17
DRC801PA	111
DRC802.35	17
DRC802A	111
DRC802P.35	17
DRC802PA	111
DRC803.35	17
DRC803A	111
DRC803P.35	17
DRC803PA	111
DRC804.35	17
DRC804A	111
DRC804P.35	17
DRC804PA	111
DRC805.35	18
DRC805A	112
DRC805P.35	18
DRC805PA	112
DRC806.35	18
DRC806A	112
DRC806P.35	18
DRC806PA	112
DRC807.35	18
DRC807A	112
DRC807P.35	18
DRC807PA	112
DRC808.35	18
DRC808A	112
DRC808P.35	18
DRC808PA	112
DRC809.35	17
DRC809/2.35	18
DRC809/2A	112
DRC809/2P.35	18
DRC809/2PA	112
DRC809A	111
DRC809P.35	17
DRC809PA	111
DRC80A	113
DRC80P.35	19
DRC80PA	113
DRC80SS.35	19
DRC80SSA	113
DRC810.35	17
DRC810/2.35	18
DRC810/2A	112
DRC810/2P.35	18
DRC810/2PA	112
DRC810/3.35	19
DRC810/3A	113
DRC810/3P.35	19
DRC810/3PA	113
DRC810/4.35	19
DRC810/4A	113
DRC810/4P.35	19
DRC810/4PA	113
DRC810/5.35	19
DRC810/5A	113

Order code	Page
DRC810/5P.35	19
DRC810/5PA	113
DRC810/6.35	19
DRC810/6A	113
DRC810/6P.35	19
DRC810/6PA	113
DRC810/7.35	19
DRC810/7A	113
DRC810/7P.35	19
DRC810/7PA	113
DRC810/8.35	19
DRC810/8A	113
DRC810/8P.35	19
DRC810/8PA	113
DRC810A	111
DRC810P.35	17
DRC810PA	111
DRC811.35	17
DRC811A	111
DRC812.35	17
DRC812A	111
DRC813.35	17
DRC813A	111
DRC814.35	17
DRC814A	111
DRC815.35	18
DRC815A	112
DRC816.35	18
DRC816A	112
DRC817.35	18
DRC817A	112
DRC818.35	18
DRC818A	112
DRC819.35	17
DRC819A	111
DRC82.35	19
DRC820.35	17
DRC820A	111
DRC821.35	18
DRC821A	112
DRC822.35	18
DRC822A	112
DRC823.35	19
DRC823A	113
DRC824.35	19
DRC824A	113
DRC825.35	19
DRC825A	113
DRC826.35	19
DRC826A	113
DRC827.35	19
DRC827A	113
DRC828.35	19
DRC828A	113
DRC829	23
DRC829/c	23
DRC82A	113
DRC82P.35	19

code index

Order code	Page
DRC82PA	113
DRC82SS.35	19
DRC82SSA	113
DRC83.35	19
DRC830	23
DRC830/c	23
DRC831	23
DRC831/c	23
DRC832	23
DRC832/c	23
DRC833	23
DRC833/c	23
DRC834	23
DRC834/c	23
DRC83A	113
DRC83P.35	19
DRC83PA	113
DRC83SS.35	19
DRC83SSA	113
DRC84.35	19
DRC840.35	20
DRC841.35	20
DRC842.35	20
DRC843.35	20
DRC844.35	20
DRC845.35	20
DRC846.35	20
DRC847.35	20
DRC848.35	20
DRC849.35	20
DRC84A	113
DRC84P.35	19
DRC84PA	113
DRC84SS.35	19
DRC84SSA	113
DRC850.35	20
DRC851.35	20
DRC852.35	20
DRC853.35	20
DRC854.35	20
DRC855.35	20
DRC856.35	20
DRC857.35	20
DRC858.35	20
DRC859.35	20
DRC860.35	20
DRC861.35	20
DRC862.35	20
DRC863.35	20
DRC864.35	20
DRC865.35	20
DRC866.35	20
DRC867.35	20
DRC868.35	20
DRC87.35	19
DRC871	25
DRC871A	116
DRC872	25

Order code	Page
DRC872A	116
DRC87A	113
DRC87P.35	19
DRC87PA	113
DRC87SS.35	19
DRC87SSA	113
DRC875	152
DRC876	149
DRC877	149
DRC878	149
DRC879	149
DRC88.35	19
DRC880.35	20
DRC880A	114
DRC881.35	20
DRC881A	114
DRC882.35	20
DRC882A	114
DRC883.35	20
DRC883A	114
DRC884.35	20
DRC884A	114
DRC885.35	20
DRC885A	114
DRC886.35	20
DRC886A	114
DRC887.35	20
DRC887A	114
DRC888.35	20
DRC888A	114
DRC889.35	20
DRC889A	114
DRC88A	113
DRC88P.35	19
DRC88A	113
DRC88P.35	19
DRC88PA	113
DRC88SS.35	191
DRC88SSA	113
DRC89.35	19
DRC893	154
DRC894	26
DRC895	26
DRC896	153
DRC897	157
DRC89A	113
DRC89ASP	113
DRC89P.35	19
DRC89PA	113
DRC89SS.35	19
DRC89SSA	113
DRC8A	111
DRC8P.35	17
DRC8PA	111
DRC8SS.35	17
DRC8SSA	17
DRC9.35	111
DRC90.35	19

Order code	Page
DRC901	26
DRC902	26
DRC903	26
DRC904	26
DRC905	150
DRC906	150
DRC906/2132A	150
DRC906/2132C	150
DRC9062132E	150
DRC906/3121	150
DRC906/3524E	150
DRC907	151
DRC907/CH	154
DRC908	154
DRC909	155
DRC909/1	155
DRC909/1A	155
DRC909/P	155
DRC909A	155
DRC909B	155
DRC910	26
DRC910B.35	26
DRC911	156
DRC912	156
DRC91242	149
DRC913	156
DRC914	156
DRC915	156
DRC916	156
DRC917	156
DRC918	156
DRC919	156
DRC920	153
DRC921	153
DRC923	149
DRC925	155
DRC926	26
DRC926.35	26
DRC927	153
DRC928	153
DRC928A	153
DRC929	149
DRC930	156
DRC930.35	156
DRC931	153
DRC932	147
DRC933	147
DRC934	147
DRC934/BL	147
DRC935	147
DRC935/BL	147
DRC936	149
DRC937	148
DRC938	26
DRC939	26
DRC9405	149
DRC941	149
DRC942	148

Order code	Page
DRC9421	149
DRC943	148
DRC944	152
DRC945	152
DRC9455	149
DRC947	152
DRC948	152
DRC949	154
DRC950	154
DRC951	154
DRC952	154
DRC953	154
DRC954	154
DRC955	154
DRC956	154
DRC957	154
DRC959	154
DRC96	26
DRC960	154
DRC961	154
DRC962	154
DRC963	154
DRC964	155
DRC965	155
DRC966	155
DRC967	1551
DRC968	155
DRC969	155
DRC97	26
DRC970	155
DRC971	155
DRC972	155
DRC973	155
DRC974	155
DRC975	155
DRC976	155
DRC977	155
DRC978	155
DRC979	155
DRC98	26
DRC980	155
DRC981	155
DRC982	155
DRC984	154
DRC985	155
DRC985A	155
DRC986	148
DRC986/18	148
DRC986/20	148
DRC987	155
DRC988	153
DRC99.35	26
DRC991	153
DRC991A	153
DRC992	153
DRC994	26
DRC995	26
DRC996	26

Order code	Page
DRC997	26
DRC998	26
DRC999	155
DRC9A	111
DRC9P.35	17
DRC9PA	111
DRC9SS.35	17
DRC9SSA	111
DRC-FRUL10	26
DRC-FRUL12	26
DRC-FRUL14	26
DRC-FRUL16	26
DRC-FRUL4	26
DRC-FRUL5	26
DRC-FRUL6	26
DRC-FRUL8	26
DRC-LAN.35	69
DRC-LAN-1.35	69
DRC-LAN-1A	69
DRC-LAN-1AI	125
DRC-LAN-1I	125
DRC-LAN-2	69
DRC-LAN-2I	125
DRC-LAN-A.35	69
DRC-LAN-AI	125
DRC-LAN-B.35	69
DRC-LAN-BI	125
DRC-LAN-I	125
DRC-LTUL10	26
DRC-LTUL4	26
DRC-LTUL5	26
DRC-LTUL6	26
DRC-LTUL8	26
EC10144.35	39
EC10144P.35	39
EC10145.35	39
EC101459.35	39
EC10146.35	39
EC10146P.35	39
EC10164.35	39
EC10164P.35	39
EC10165.35	39
EC10165P.35	39
EC10166.35	39
EC10166P.35	39
EC10184.35	39
EC10184P.35	39
EC10185.35	39
EC10185P.35	39
EC10186.35	39
EC10186P.35	39
EC10204.35	39
EC10204P.35	39
EC10205.35	39
EC10205P.35	39
EC10206.35	39
EC10206P.35	39
EC10208.35	39

Order code	Page
EC12144.35	39
EC12144P.35	39
EC12145.35	39
EC12145P.35	39
EC12146.35	39
EC12146P.35	39
EC12164.35	39
EC12164P.35	39
EC12165.35	39
EC12165P.35	39
EC12166.35	39
EC12166P.35	39
EC12184.35	39
EC12184P.35	39
EC12185.35	39
EC12185P.35	39
EC12186.35	39
EC12186P.35	39
EC12204.35	39
EC12204P.35	39
EC12205.35	39
EC12205P.35	39
EC12206.35	39
EC12206P.35	39
EC14206.35	39
EC16206.35	39
EC6144.35	39
EC6144P.35	39
EC6145.35	39
EC6145P.35	39
EC6146.35	39
EC6146P.35	39
EC6164.35	39
EC6164P.35	39
EC6165.35	39
EC6165SS.35	39
EC6166.35	39
EC6166SS.35	39
EC6184.35	39
EC6184SS.35	39
EC6185.35	39
EC6185P.35	39
EC6186.35	39
EC6186SS.35	39
EC6204.35	39
EC6204P.35	39
EC6205.35	39
EC6205P.35	39
EC6206.35	39
EC6206P.35	39
EC8144.35	39
EC8144P.35	39
EC8145.35	39
EC8145P.35	39
EC8146.35	39
EC8146P.35	39
EC8164.35	39
EC8164P.35	39

Order code	Page
EC8165.35	39
EC8165P.35	39
EC8166.35	39
EC8166P.35	39
EC8184.35	39
EC8184P.35	39
EC8184P.35	39
EC8185.35	39
EC8185P.35	39
EC8186.35	39
EC8186P.35	39
EC8204.35	39
EC8204P.35	39
EC8205.35	39
EC8205P.35	39
EC8206.35	39
EC8206P.35	39
ES1.35	11
ES13.35	11
ES13A	106
ES13P	11-106
ES1A	106
ES1P	11-106
ES2.35	11
ES21.35	11
ES21A	106
ES21P	11-106
ES22.35	11
ES22A	106
ES23.35	11
ES23A	106
ES23P	11-106
ES24.35	11
ES24A	106
ES25.35	11
ES25A	106
ES25P	11-106
ES26.35	11
ES26A	106
ES26P	11-106
ES27.35	11
ES27A	106
ES27P	11-106
ES28.35	11
ES28A	106
ES28P	11-106
ES29.35	11
ES29A	106
ES29P	11-106
ES2A	106
ES2P	11-106
ES3.35	11
ES3A	106
ES3P	11-106
ES4.35	11
ES4A	106
ES4P	11-106
ES5.35	11

Order code	Page
ES5A	106
ES5P	11-106
ES6.35	11
ES6A	106
ES6P	11-106
ES7.35	11
ES7A	106
ES7P	11-106
ES8.35	11
ES8A	106
ES8P	11-106
ES9.35	11
ES9A	106
ES9P	11-106
ES-AG1	11
ES-AG1A	106
F1515	142
F2525	142
F3535	142
ES-PU886.35	12
ES-PU886.35Y	12
ES-PU886/1.35	13
ES-PU886/1.35Y	13
ES-PU886A	107
ES-PU886/1A	107
ES-PU1287.35	12
ES-PU-1287A	107
ES-PU10107.35	12
ES-PU10107A	107
ES-PU10109.35	12
ES-PU10109/1.35	13
ES-PU10109A	107
ES-PU10109/1A	107
ES-PU12127.35	12
ES-PU12127A	107
ES-PU14127.35	12
ES-PU14127A	107
ES-PU16109.35	12
ES-PU16109/2.35	13
ES-PU16109A	107
ES-PU16109/2A	107
ES-PU16169.35	12
ES-PU16169A	107
ES-PU22109.35	12
ES-PU22109/3.35	13
ES-PU22109A	107
ES-PU22109/3A	107
ES-PU28109.35	12
ES-PU28109/4.35	13
ES-PU28109A	107
ES-PU28109/4A	107
ES-PU28169.35	12
ES-PU28169A	107
KA10164.35	29
KA10164SS.35	29
KA10165.35	29
KA10165SS.35	29
KA10166.35	29

Order code	Page
KA10166SS.35	29
KA10184.35	29
KA10184SS.35	29
KA10185.35	29
KA10185SS.35	29
KA10186.35	29
KA10186SS.35	29
KA10188.35	29
KA10188SS.35	29
KA10204.35	30
KA10204SS.35	30
KA10205.35	30
KA10205SS.35	30
KA10206.35	30
KA10206SS.35	30
KA10208.35	30
KA10208P.35	30
KA10208SS.35	30
KA10224.35	30
KA10224SS.35	30
KA10225.35	30
KA10225SS.35	30
KA10226.35	30
KA10226SS.35	30
KA10228.35	30
KA10228SS.35	30
KA12144.35	29
KA12144SS.35	29
KA12145.35	29
KA12145SS.35	29
KA12146.35	29
KA12146SS.35	29
KA12164.35	29
KA12164SS.35	29
KA12165.35	29
KA12165SS.35	29
KA12166.35	29
KA12166SS.35	29
KA12184.35	29
KA12184SS.35	29
KA12185.35	29
KA12185SS.35	29
KA12186.35	29
KA12186SS.35	29
KA12188.35	29
KA12188SS.35	29
KA12204.35	30
KA12204SS.35	30
KA12205.35	30
KA12205SS.35	30
KA12206.35	30
KA12206SS.35	30
KA12208.35	30
KA12208SS.35	30
KA12224.35	30
KA12224SS.35	30
KA12225.35	30
KA12225SS.35	30

Order code	Page
KA12226.35	30
KA12226SS.35	30
KA12228.35	30
KA12228SS.35	30
KA14184.35	29
KA14184SS.35	29
KA14185.35	29
KA14185SS.35	29
KA14186.35	29
KA14186SS.35	29
KA14188.35	29
KA14188SS.35	29
KA14204.35	30
KA14204SS.35	30
KA14205.35	30
KA14205SS.35	30
KA14206.35	30
KA14206SS.35	30
KA14208.35	30
KA14225.35	30
KA14225SS.35	30
KA14226.35	30
KA14226SS.35	30
KA14228.35	30
KA1440.35	29
KA1450.35	29
KA1460.35	29
KA16184.35	29
KA16184SS.35	29
KA16185.35	29
KA16185SS.35	29
KA16186.35	29
KA16186SS.35	29
KA162010.35	30
KA16204.35	30
KA16204SS.35	30
KA16205.35	30
KA16205SS.35	30
KA16206.35	30
KA16206SS.35	30
KA16208.35	30
KA16225.35	30
KA16225SS.35	30
KA16226.35	30
KA16226SS.35	30
KA1640.35	29
KA1650.35	29
KA1660.35	29
KA1680.35	29
KA1840.35	29
KA1850.35	29
KA1860.35	29
KA1880.35	29
KA2010.35	30
KA2040.35	30
KA2050.35	30
KA2060.35	30
KA2080.35	30

Order code	Page
KA2240.35	30
KA2250.35	30
KA2260.35	30
KA2280.35	30
KA4164.35	29
KA4164SS.35	29
KA4165.35	29
KA4165SS.35	29
KA4166.35	29
KA4166SS.35	29
KA4184.35	29
KA4184SS.35	29
KA4185.35	29
KA4185SS.35	29
KA4186.35	29
KA4186SS.35	29
KA4188.35	29
KA4188SS.35	29
KA4204.35	30
KA4204SS.35	30
KA4205.35	30
KA4205SS.35	30
KA4206.35	30
KA4206SS.35	30
KA4208.35	30
KA4208SS.35	30
KA4224.35	30
KA4224SS.35	30
KA4225.35	30
KA4225SS.35	30
KA4226.35	30
KA4226SS.35	30
KA4228.35	30
KA4228SS.35	30
KA6144.35	29
KA6144SS.35	29
KA6145.35	29
KA6145SS.35	29
KA6146.35	29
KA6146SS.35	29
KA6164.35	29
KA6164SS.35	29
KA6165.35	29
KA6165SS.35	29
KA6166.35	29
KA6166SS.35	29
KA6168.35	29
KA6184.35	29
KA6184SS.35	29
KA6185.35	29
KA6185SS.35	29
KA6186.35	29
KA6186SS.35	29
KA6188.35	29
KA6188SS.35	29
KA6204.35	30
KA6204SS.35	30
KA6205.35	30

Order code	Page
KA6205SS.35	30
KA6206.35	30
KA6206SS.35	30
KA6208.35	30
KA6208SS.35	30
KA6224.35	30
KA6224SS.35	30
KA6225.35	30
KA6225SS.35	30
KA6226.35	30
KA6226SS.35	30
KA6228.35	30
KA6228SS.35	30
KA8144.35	29
KA8144SS.35	29
KA8145.35	29
KA8145SS.35	29
KA8146.35	29
KA8146SS.35	29
KA8164.35	29
KA8164SS.35	29
KA8165.35	29
KA8165SS.35	29
KA8166.35	29
KA8166SS.35	29
KA8184.35	29
KA8184SS.35	29
KA8185.35	29
KA8185SS.35	29
KA8186.35	29
KA8186SS.35	29
KA8188.35	29
KA8188SS.35	29
KA8204.35	30
KA8204SS.35	30
KA8205.35	30
KA8205SS.35	30
KA8206.35	30
KA8206SS.35	30
KA8208.35	30
KA8208P	30
KA8208SS.35	30
KA8224.35	30
KA8224SS.35	30
KA8225.35	30
KA8225SS.35	30
KA8226.35	30
KA8226SS.35	30
KA8228.35	30
KA8228SS.35	30
KM10144.35	51
KM10164.35	51
KM10184.35	51
KM10204.35	51
KM6144.35	51
KM6164.35	51
KM6184.35	51
KM6204.35	51

code index

Order code	Page
KM8144.35	51
KM8164.35	51
KM8184.35	51
KM8204.35	51
KQ12104.35	51
KQ1264.35	51
KQ1284.35	51
KQ14104.35	51
KQ1464.35	51
KQ1484.35	51
KQ16104.35	51
KQ1664.35	51
KQ1684.35	51
KQ18104.35	51
KQ1884.35	51
KQ20104.35	51
KQ2084.35	51
LC10113.35	71
LC1012	71
LC1022	71
LC12113.35	71
LC1212	71
LC1222	71
LC16113.35	71
LC1612	71
LC1622	71
LC6113.35	71
LC612	71
LC622	71
LC8113.35	71
LC812	71
LC822	71
LM1014.35	74
LM1014A	127
LM1214.35	74
LM1214A	127
LM1614.35	74
LM1614A	127
LM6014.35	74
LM6014A	127
LM8014.35	74
LM8014A	127
LV101.35	77
LV101A	131
LV102.35	77
LV102A	131
LV103.35	77
LV103A	131
LV104.35	77
LV104A	131
LV105.35	77
LV105A	131
LV111.35	77
LV111A	131
LV112.35	77
LV112A	131
LV113.35	77
LV113A	131

Order code	Page
LV114.35	77
LV114A	131
LV115.35	77
LV115A	131
LV201.35	77
LV201A	131
LV202.35	77
LV202A	131
LV203.35	77
LV203A	131
LV204.35	77
LV204A	131
LV205.35	77
LV205A	131
LV211.35	77
LV211A	131
LV212.35	77
LV212A	131
LV213.35	77
LV213A	131
LV214.35	77
LV214A	131
LV215.35	77
LV215A	131
LV301.35	77
LV301A	131
LV302.35	77
LV302A	131
LV303.35	77
LV303A	131
LV304.35	77
LV304A	131
LV305.35	77
LV305A	131
LV311.35	77
LV311A	131
LV312.35	77
LV312A	131
LV313.35	77
LV313A	131
LV314.35	77
LV314A	131
LV315.35	77
LV315A	131
LV501.35	77
LV501A	131
LV501M.35	77
LV501MA	131
LV502.35	77
LV502A	131
LV502M.35	77
LV502MA	131
LV503.35	77
LV503A	131
LV503M.35	77
LV503MA	131
LV504.35	77
LV504A	131

Order code	Page
LV504M.35	77
LV504MA	131
LV505.35	77
LV505A	131
LV505M.35	77
LV505MA	131
LV511.35	77
LV511A	131
LV511M.35	77
LV511MA	131
LV512.35	77
LV512A	131
LV512M.35	77
LV512MA	131
LV513.35	77
LV513A	131
LV513M.35	77
LV513MA	131
LV514.35	77
LV514A	131
LV514M.35	77
LV514MA	131
LV515.35	77
LV515A	131
LV515M.35	77
LV515MA	131
LV801.35	77
LV801A	131
LV802.35	77
LV802A	131
LV803.35	77
LV803A	131
LV804.35	77
LV8045.35	131
LV8045A	77
LV804A	131
LV811.35	77
LV811A	131
LV812.35	77
LV812A	131
LV813.35	77
LV813A	131
LV814.35	77
LV814A	131
LV815.35	77
LV815A	131
LVD93/1.35	70
LVD93/1A	126
LVD93/2.35	70
LVD93/2A	126
LVD93/3.35	70
LVD93/3A	126
LVE101.35	73
LVE101A	129
LVE102.35	73
LVE102A	129
LVE103.35	73
LVE103A	129

Order code	Page
LVE104.35	73
LVE104A	129
LVE105.35	73
LVE105A	129
LVE106.35	73
LVE106A	129
LVE201.35	73
LVE201A	129
LVE202.35	73
LVE202A	129
LVE203.35	73
LVE203A	129
LVE204.35	73
LVE204A	129
LVE205.35	73
LVE205A	129
LVE206.35	73
LVE206A	129
LVE301.35	73
LVE301A	129
LVE302.35	73
LVE302A	129
LVE303.35	73
LVE303A	129
LVE304.35	73
LVE304A	129
LVE305.35	73
LVE305A	129
LVE306.35	73
LVE306A	129
LVM10145.35	75
LVM12145.35	75
LVM16145.35	75
LVM6145.35	75
LVM8145.35	75
PC1	100
PC2	100
PC23.35	90
PC23A	135
PC25.35	90
PC25A	135
PC27.35	90
PC27A	135
PC29.35	90
PC29A	135
PC3	100
PC4	100
PC43.35	90
PC43A	135
PC45.35	90
PC45A	135
PC47.35	90
PC47A	135
PC49.35	90
PC49A	135
PC5	100
PC63.35	90
PC63A	135

Order code	Page
PC65.35	90
PC65A	135
PC67.35	90
PC67A	135
PC69.35	90
PC69A	135
PFM13.35	90
PFM13A	135
PFM15.35	90
PFM15A	135
PFM17.35	90
PFM17A	135
PFM19.35	90
PFM19A	135
PFM23.35	90
PFM23A	135
PFM25.35	90
PFM25A	135
PFM27.35	990
PFM27A	135
PFM29.35	90
PFM29A	135
PI22/5	90
PI24/5	90
PI26/5	90
PI42/5	90
PI44/5	990
PI46/5	90
PI62/5	90
PI64/5	90
PI66/5	90
POF34	101
POF6	101
POF8	101
PVF1	101
PVF2	101
PVF3	101
QO121	51
QO126	51
QO128	51
QO141	51
QO146	45
QO148	45
QO161	45
QO166	45
Qo168	45
QO181	45
QO186	45
Qo188	45
QO201	45
QO206	45
QO208	45
QO31016.35	45
QO31016A	121
QO31018.35	45
QO31018A	121
QO31020.35	45
QO31020A	121

Order code	Page
QO3614.35	45
QO3614A	121
QO3616.35	45
QO3616A	121
QO3618.35	45
QO3618A	121
QO3620.35	45
QO3620A	121
QO3814.35	45
QO3814A	121
QO3816.35	45
QO3816A	121
QO3818.35	45
QO3818A	121
QO3820.35	45
QO3820A	121
RC560.35	27
RC560A	119
RC561.35	27
RC561A	119
RC562.35	27
RC562A	119
RC563.35	27
RC563A	119
RC564.35	27
RC564A	119
RC565.35	27
RC565A	119
RC566.35	27
RC566A	119
RC567.35	27
RC567A	119
RC568.35	27
RC568A	119
RC569.35	27
RC569A	119
RC570.35	27
RC570A	119
RC571.35	27
RC571A	119
RC572.35	27
RC572A	119
RC573.35	27
RC573A	119
RC574.35	27
RC574A	119
RC575.35	27
RC575A	119
RC576.35	27
RC576A	119
RC577.35	27
RC577A	119
RC578.35	27
RC578A	119
RC579.35	27
RC579A	119
RC580.35	27
RC580A	119

Order code	Page
RC581.35	27
RC581A	119
RC582.35	27
RC582A	119
RC583.35	27
RC583A	119
RC584.35	27
RC584A	119
RC585.35	27
RC585A	119
RC586.35	27
RC586A	119
RC587.35	27
RC587A	119
RC588.35	27
RC588A	119
RC589.35	27
RC589A	119
RC590.35	27
RC590A	119
RC591.35	27
RC591A	119
RC592.35	27
RC592A	119
RC593.35	27
RC593A	119
RC594.35	27
RC594A	119
RC595.35	27
RC595A	119
Rc661	27-119
RC662	27-119
RC663	27-119
RC664	27-119
RC665	27-119
RC666	27-119
RC667	27-119
RC668	27-119
RC669	27-119
RC670	27-119
RC671	27-119
RC672	27-119
RX1.35	94
RX10.35	94
RX100	95
RX101	97
RX102	99
RX105	95
RX106	97
RX107	99
RX11.35	94
RX12.35	94
RX13.35	94
RX14.35	94
RX15.35	94
RX16.35	94
RX17.35	94
RX18.35	94

Order code	Page
RX19.35	96
RX2.35	94
RX20.35	96
Rx200	95
RX201	95
RX202	95
RX204	95
RX21.35	96
RX22.35	96
RX23.35	96
RX24.35	96
RX25.35	96
RX250	95
RX251	95
RX252	95
RX254	95
RX26.35	96
RX27.35	96
RX28.35	96
RX29.35	96
RX3.35	94
RX30.35	96
RX301	95
RX302	95
RX303	95
RX304	95
RX305	95
RX306	95
RX307	95
RX308	95
RX309	95
RX31.35	96
RX310	95
RX311	95
RX312	95
RX313	95
RX314	95
RX315	95
RX316	95
RX317	95
RX318	95
RX32.35	96
RX321	95
RX322	95
RX323	95
RX324	95
RX325	95
RX326	95
RX327	95
RX328	95
RX329	95
RX33.35	96
RX330	95
RX331	95
RX332	95
RX333	95
RX334	95
RX335	95

Order code	Page
RX336	95
RX34.35	96
RX341	95
RX342	95
RX343	95
RX344	95
RX345	95
RX346	95
RX347	95
RX348	95
RX349	95
RX35.35	96
RX350	95
RX351	95
RX352	95
RX353	95
RX354	95
RX355	95
RX356	95
RX36.35	96
RX365	95
RX370	95
RX371	95
RX395.35	95
RX397.35	95
RX4.35	94
RX401.35	95
RX402.35	95
RX403.35	95
RX404.35	95
RX405.35	95
RX406.35	95
RX407.35	95
RX408.35	95
RX409.35	95
RX410.35	95
RX411.35	95
RX412.35	95
RX413.35	95
RX414.35	95
RX415.35	95
RX416.35	95
RX417.35	95
RX418.35	95
RX419.35	95
RX421.35	95
RX422.35	95
RX423.35	95
RX424.35	95
RX425.35	95
RX426.35	95
RX427.35	95
RX428.35	95
RX429.35	95
RX430.35	95
RX431.35	95
RX432.35	95
RX433.35	95

Order code	Page
RX434.35	95
RX435.35	95
RX436.35	95
RX441.35	95
RX442.35	95
RX443.35	95
RX444.35	95
RX445.35	95
RX446.35	95
RX447.35	95
RX448.35	95
RX449.35	95
RX45.35	98
RX450.35	95
RX451.35	95
RX452.35	95
RX453.35	95
RX454.35	95
RX455.35	95
RX456.35	95
RX46.35	98
RX465.35	95
RX47.35	98
RX471.35	95
RX4712.35	95
RX472.35	95
RX473.35	97
RX4734.35	97
RX4735.35	99
RX474.35	97
RX475.35	99
RX476.35	99
RX48.35	98
RX49.35	98
RX5.35	94
RX50.35	98
RX501.35	102
RX502.35	102
RX503.35	102
RX504.35	102
RX505.35	102
RX506.35	102
RX507.35	102
RX508.35	102
RX509.35	102
RX51.35	98
RX510.35	102
RX511.35	102
RX512.35	102
RX513.35	102
RX514.35	102
RX515.35	102
RX516.35	102
RX517.35	102
RX518.35	102
RX519.35	102
RX52.35	98
RX520.35	102

Order code	Page
RX521.35	102
RX522.35	102
RX523.35	102
RX524.35	102
RX525.35	102
RX526.35	102
RX527.35	102
RX528.35	102
RX529.35	102
RX53.35	98
RX530.35	102
RX531.35	102
RX532.35	102
RX533.35	102
RX534.35	102
RX535.35	102
RX54.35	98
RX55.35	98
RX56.35	98
RX57.35	98
RX58.35	98
RX59.35	98
RX6.35	94
RX60.35	98
RX601.35	94
RX602.35	94
RX603.35	94
RX604.35	94
RX605.35	94
RX606.35	94
RX607.35	94
RX608.35	94
RX609.35	94
RX61.35	98
RX610.35	94
RX611.35	94
RX612.35	94
RX613.35	96
RX614.35	96
RX615.35	96
RX616.35	96
RX617.35	96
RX618.35	96
RX619.35	96
RX62.35	98
RX620.35	96
RX621.35	96
RX622.35	96
RX623.35	96
RX624.35	96
RX625.35	94
RX626.35	94
RX627.35	94
RX628.35	94
RX629.35	94
RX63.35	98
RX630.35	96
RX631.35	96

Order code	Page
RX632.35	96
RX633.35	96
RX634.35	96
RX64.35	98
RX65.35	98
RX66.35	98
RX67.35	98
RX68.35	98
RX69.35	98
RX7.35	94
RX70.35	98
RX71.35	98
RX72.35	98
RX73.35	98
RX74.35	98
RX75.35	98
RX76.35	98
RX77.35	98
RX78.35	98
RX79.35	98
RX8.35	94
RX9.35	94
Sc125	90
SC150	90
SC22	156
SC30	156
SC72	156
SC96	156
SMG/300	90
SMG/500	90
SMG/700	90
SMG/900	90
SO10.35	88
SO10A	134
SO4.35	88
SO4A	134
SO6.35	88
SO6A	134
SO8.35	88
SO8A	134
SV14.35	88
SV146.35	88
SV146A	133
SV148.35	88
SV148A	133
SV14A	133
SV16.35	88
SV166.35	88
SV166A	133
SV168.35	88
SV168A	133
SV16A	133
SV18.35	88
SV1810.35	88
SV1810A	134
SV186.35	88
SV186A	134
SV188.35	88

code index

Order code	Page
SV188A	134
SV18A	134
SV20.35	89
SV2010.35	89
SV2010A	134
SV206.35	89
SV206A	134
SV208.35	89
SV208A	134
SV20A	134
SV22.35	89
SV2210.35	89
SV2210A	134
SV226.35	89
SV226A	134
SV228.35	89
SV228A	134
SV22A	134
TA1014.35	23
TA1016.35	23
TA1018.35	23
TA1020.35	23
TA1022.35	23
TA1214.35	23
TA1216.35	23
TA1218.35	23
TA1220.35	23
TA1222.35	23
TA1418.35	23
TA1420.35	23
TA1422.35	23
TA1618.35	23
TA1620.35	23
TA1622.35	23
TA4016.35	23
TA4018.35	23
TA4020.35	23
TA4022.35	23
TA6014.35	23
TA6016.35	23
TA6018.35	23
TA6020.35	23
TA6022.35	23
TA8014.35	23
TA8016.35	23
TA8018.35	23
TA8020.35	23
TA8022.35	23
TCF1001	82
TCF1002	82
TCF1003	82
TCF1004	82
TCF1012	83
TCF1013	83
TCF1022	82
TCF1030	82
TCF1036	82
TCF1042	82

Order code	Page
TCF1048	82
TCF1052	82
TCF1055	83
TCF1061	82
TCF1062	82
TCF1071	82
TCF1072	82
TCF1082	82
TCF1091	83
TCF1092	83
TCF2266	80
TCF2268	80
TCF2286	80
TCF2288	80
TCF3066	80
TCF3068	80
TCF3086	80
TCF3088	80
TCF3666	80
TCF3668	80
TCF3686	80
TCF3688	80
TCF4266	80
TCF4268	80
TCF4286	80
TCF4288	80
TCF4866	80
TCF4868	80
TCF4886	80
TCF4888	80
TCF6060	83
TCF6080	83
TCF6160	80
TCF6161	83
TCF6180	80
TCF6181	83
TCF8060	83
TCF8080	83
TCF8160	80
TCF8161	83
TCF8180	80
TCF8181	83
TCW0664	81
TCW0665	81
TCW0964	81
TCW0965	81
TCW1264	81
TCW1265	81
TCW1564	81
TCW1565	81
TCW1864	81
TCW1865	81
TP1010.35	24
TP1010A	117
TP1040.35	24
TP1040A	117
TP1050.35	24
TP1050A	117

Order code	Page
TP1060.35	24
TP1060A	117
TP1080.35	24
TP1080A	117
TP1210.35	24
TP1210A	117
TP1240.35	24
TP1240A	117
TP1250.35	24
TP1250A	117
TP1260.35	24
TP1260A	117
TP1280.35	24
TP1280A	117
TP1410.35	24
TP1410A	117
TP1440.35	24
TP1440A	117
TP1450.35	24
TP1450A	117
TP1460.35	24
TP1460A	117
TP1480.35	24
TP1480A	117
TP1610.35	24
TP1610A	117
TP1640.35	24
TP1640A	117
TP1650.35	24
TP1650A	117
TP1660.35	24
TP1660A	117
TP1680.35	241
TP1680A	117
TP1840.35	24
TP2040.35	117
TP4010.35	24
TP4010A	117
TP4040.35	24
TP4040A	117
TP4050.35	24
TP4050A	117
TP4060.35	24
TP4060A	117
TP4080.35	24
TP4080A	117
TP6010.35	24
TP6010A	117
TP6040.35	24
TP6040A	117
TP6050.35	24
TP6050A	117
TP6060.35	24
TP6060A	117
TP6080.35	24
TP6080A	117
TP8010.35	24
TP8010A	117

Order code	Page
TP8040.35	24
TP8040A	117
TP8050.35	24
TP8050A	117
TP8060.35	24
TP8060A	117
TP8080.35	24
TP8080A	117
VE1300.35	142
VE1300A	142
VE2500.35	142
VE2500A	142
VE3322	139
VE3500.35	142
VE3500A	142
VE6622	139
VFR101	17-45
VFR102	17-45
VFR103	17-45
VFR104	17-45
VFR105	17-45
VFR106	17
VFR107	17
VFR108	17
VFR1464.35	45
VFR1464A	121
VFR1484.35	45
VFR1484A	121
VFR16104.35	45
VFR16104A	121
VFR1664.35	45
VFR1664A	121
VFR1684.35	45
VFR1684A	121
VFR18104.35	45
VFR18104A	121
VFR1864.35	45
VFR1864A	121
VFR1884.35	45
VFR1884A	121
VFR20104.35	45
VFR20104A	121
VFR2064.35	45
VFR2064A	121
VFR2084.35	45
VFR2084A	121
VFR21.35	45
VFR21A	121
VFR21P.35	45
VFR21PA	121
VFR22.35	45
VFR22A	121
VFR22P.35	45
VFR22PA	121
VFR23.35	45
VFR23A	121
VFR23P.35	45
VFR23PA	11

Order code	Page
VFR24.35	45
VFR24A	121
VFR24P.35	45
VFR24PA	121
VFR25.35	45
VFR25A	121
VFR25P.35	45
VFR25PA	121
VFR26.35	45
VFR26A	121
VFR26P.35	45
VFR26PA	121
VFR27.35	45
VFR27A	121
VFR27P.35	45
VFR27PA	121
VFR28.35	45
VFR28A	121
VFR28P.35	45
VFR28PA	121
VFR29.35	45
VFR29A	121
VFR29P.35	45
VFR29PA	121
VFR30.35	45
VFR30A	121
VFR30P.35	45
VFR30PA	121
VFR31.35	45
VFR31A	121
VFR31P.35	45
VFR31PA	121
VFR32.35	45
VFR32A	121
VFR32P.35	45
VFR32PA	121
VFR33.35	45
VFR33A	121
VFR33P.35	45
VFR33PA	121
VFR34.35	45
VFR34A	121
VFR34P.35	45
VFR34PA	121
VFR35.35	45
VFR35A	121
VFR35P.35	45
VFR35PA	121
VFR36.35	45
VFR36A	121
VFR36P.35	45
VFR36PA	121
VFR37.35	45
VFR37A	121
VFR37P.35	45
VFR37PA	121
VFR38.35	45
VFR381.35	21

Order code	Page
VFR381A	114
VFR382.35	21
VFR382A	114
VFR383.35	21
VFR383A	114
VFR384.35	21
VFR384A	114
VFR385.35	21
VFR385A	114
VFR386.35	21
VFR386A	114
VFR387.35	21
VFR387A	114
VFR38A	121
VFR38P.35	45
VFR38PA	121
VFR389.35	21
VFR389A	114
VFR39.35	45
VFR39A	121
VFR39P.35	45
VFR39PA	121
VFR40.35	45
VFR40A	121
VFR40P.35	45
VFR40PA	121
VFR41.35	45
VFR41A	121
VFR41P.35	45
VFR41PA	121
VFR42.35	45
VFR42A	121
VFR42P.35	45
VFR42PA	121
VFR44	48
VFR45	48
VFR46	48
VFR801.35	7
VFR801A	111
VFR801P.35	17
VFR801PA	111
VFR802.35	17
VFR802A	111
VFR802P.35	17
VFR802PA	111
VFR803.35	17
VFR803A	111
VFR803P.35	17
VFR803PA	111
VFR804.35	17
VFR804A	111
VFR804P.35	17
VFR804PA	111
VFR805.35	17
VFR805A	111
VFR805P.35	17
VFR805PA	111
VFR806.35	17

Order code	Page
VFR806A	111
VFR806P.35	17
VFR806PA	111
VFR807.35	17
VFR807A	111
VFR807P.35	17
VFR807PA	111
VFR808.35	17
VFR808A	111
VFR811.35	17
VFR811A	111
VFR812.35	17
VFR812A	111
VFR813.35	17
VFR813A	111
VFR814.35	17
VFR814A	111
VFR815.35	17
VFR815A	111
VFR816.35	17
VFR816A	111
VFR817.35	17
VFR817A	111
VFR818.35	17
VFR818A	111
VFR920	153
VL2511	147
VL2515	146
VL2516	146
VL2518	146
VL2530	146
VL2560	146
VL2561	146
VL2600	146
VL2601	146
VL2610	146
VL9515	146
VL9516	146
VR0501	147
VR0502/BL	147
VR0601	143
VR0602	143
VR1060	143
VR14100	142
Vr1415	142
VR14150	142
VR1430	142
VR1445	142
VR1475	142
VR2010	143
VR2020	143
VR3595	143
VR46250	142
VR46400	142
VR4710	142
VR4720	142
VR4730	142
VR9510	143

Order code	Page
ZTE1000-1	140
ZTE1000-2	140
ZTE1500-1	141
ZTE1500-2	141
ZTE2100-1	141
ZTE3000-1	141
ZTE4000-1	141
ZTE600-1	140
ZTE600-2	140

general sales conditions

ORDERS:
All orders are intended as a reservation and they do not bind Zanardo s.p.a. to deliver, even partial of what has been ordered.

PRICES:
Prices are to be considered EX Work, EXW according to INCOTERMS 2010, VAT not included. Prices may vary and are to be considered valid only those stated on our order confirmation.

DELIVERY TERMS:
They are considered as working days and they are only indicative. They do not allow customer to cancel any order or to claim damages of any kind due to failure or delay as the direct or indirect result of manufacturing problems or unforeseen circumstances, such as force majeure or others.

SHIPMENT:
Zanardo s.p.a. organizes shipments on behalf of the customer and commits the delivery to trusted carriers only. Shipments carried out by different carriers will be freight collect or, in any case stated in the order. Goods are delivered at risk and peril of the customer, even if the delivery do not involve transport costs. All the shipments comply with EXW INCOTERMS 2010, see table at the end of the page.

LIABILITY – COMPLAINTS:
Zanardo s.p.a. is not responsible for delays, incorrect deliveries, breakage, theft, shortage or tampering of delivered products and will therefore issue no credits for goods that have been tampered with, damaged or lost in transit. Any claims or complaints for apparent faults shall be made to the carrier immediately during the unloading of the materials, and specific reserve (as per D.P.R. n°450 of 02-08-1985) should be entered in the delivery note, a copy of which should be sent as soon as possible to Zanardo s.p.a. sales office (also by fax). Complaints regarding non-delivery of packages not referred to carrier's delivery note are not acceptable. No claims will be accepted after 48 hours from the delivery of the goods as specified in the delivery note (Art. 1511 and 1495 of C.C.), and the object of the claim should be clearly identified.
All the claims referring to damages due to transport must comply with INCOTERMS 2010, in force at the time of the delivery.

OWNERSHIP:
Zanardo s.p.a. shall retain the ownership of the supplied goods until the purchase price has been paid in full, according to article 1523 and subsequent of Italian Civil Code. Bill of exchange payments, do not vary the ownership of goods, as bill of exchange are considered with recourse and not without.

PRODUCTS:
Technical and descriptive characteristics of our products may slightly vary during manufacturing process, but still meeting customer's needs. Products are subject to change without notice.

BASIC CONDITIONS FOR RETURNS:
1-goods must be returned free port, correctly packed and in perfect conditions.
2-goods are accompanied by a “return of goods” note rather than a “sale” note.
3-delivery note must contain all the references of the original purchase (invoice date and number)
4-the material must be substituted or a credit note must be issued.
IF ZANARDO s.p.a. IS NOT RESPONSIBLE FOR THE RETURN, GOODS WILL BE REVALUED AS FOLLOWS:
1-within 30 days from the delivery: 10% deduction
2-more than 30 days from the delivery: 20% deduction
RETURNS WILL NOT BE REIMBURSED, CREDIT FROM RETURNED GOODS WILL BE DEDUCTED FROM FURTHER ORDERS.

PAYMENTS:
Terms of payment stated in the invoice are binding. No other conditions are accepted unless
these have been expressly agreed upon between the parties beforehand. If the payments are not made as stipulated in the terms and without any prior agreement, Zanardo s.p.a. reserves the right to suspend or cancel any supplies in the course of dispatch and any other orders already confirmed. Objections of any kind do not grant the customer the right to suspend any payments due. The orders dispatched and invoiced in whole or in part are subject to the conditions specified in this agreement, and it is agreed between the parties that payments for ordered goods are not contingent upon completion of the order. In case of payments delayed beyond specified terms indicated in the invoice, default interest will begin to accrue without prejudice, at the Italian Banks current applied rate. Zanardo s.p.a. acknowledges as valid payments those made by its Headquarters in Susegana (TV). The only parties authorized to receive payment on our behalf are those who possess a valid and explicit authorization. Cheques and bills of exchange are received “subject to collection” and the amount specified therein are entered as settlement of payment only after the amount have been effectively deposited.

OBJECTIONS:
The Courts of Treviso shall have exclusive jurisdiction over all disputes arising between the parties.

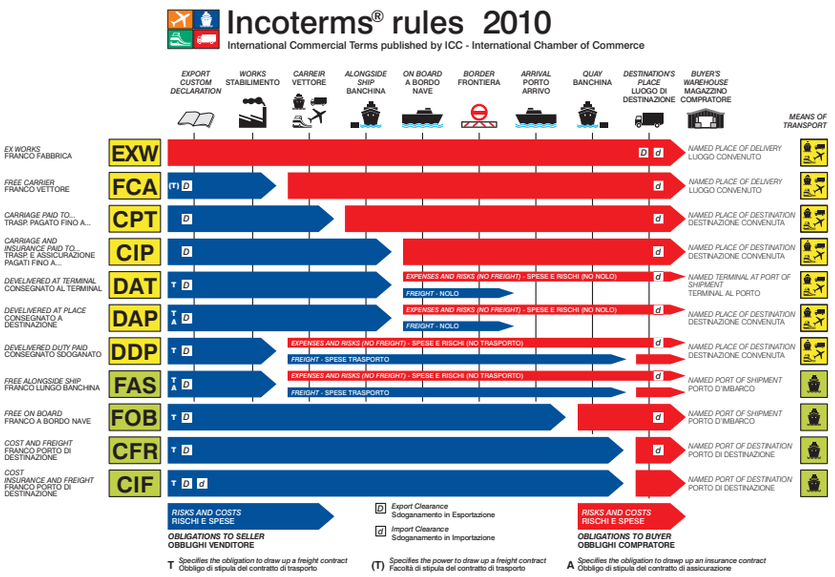

technical data subject to change without notice